

# PLACER COUNTY BUILDING DEPARTMENT

## BUILDING PERMIT ACTIVITY REPORT

### May 2018

PERMITS ISSUED	AUBURN OFFICE		TAHOE OFFICE		DEPARTMENT TOTALS		YEAR-TO-DATE TOTALS	
	VALUATION	PERMITS	VALUATION	PERMITS	VALUATION	PERMITS	VALUATION	PERMITS
Single Family Dwelling (as reported to US Census Bureau)	7,607,756	16	4,229,053	10	11,836,809	26	131,377,637	287
Two Family Dwelling								
Three & Four Family Dwelling / Condo								
Apartment Buildings							1,743,534	1
Hotels Motels							10,000	1
Garages, Carports, Shops	501,824	9	80,111	1	581,935	10	4,082,022	94
Other Bldgs, Storage, Sheds, Guest House	837,808	8			837,808	8	10,094,241	115
Add/Alter Bldgs, Deck, Porch, Patio, Covers	2,450,676	40	4,559,998	40	7,010,674	80	48,177,943	750
Moved or Relocated Buildings								
Reroof/Reside	1,216,175	60	1,566,835	25	2,783,010	85	15,961,335	741
Pools/Spas	1,228,248	16		5	1,228,248	21	11,127,218	219
Retaining Walls, Fences, Misc							315,756	6
Demolitions	N/A	4	N/A	4	N/A	8	N/A	69
Solar-Residential	N/A	86	N/A	2	N/A	88	N/A	865
Manufactured/Mobilehome Installations	N/A	2	N/A		N/A	2	N/A	27
*Miscellaneous Permits	N/A	153	N/A	41	N/A	194	N/A	2,053
<b>SUB-TOTAL RESIDENTIAL:</b>	<b>13,842,487</b>	<b>394</b>	<b>10,435,997</b>	<b>128</b>	<b>24,278,484</b>	<b>522</b>	<b>222,889,686</b>	<b>5,228</b>
Other Non-Housekeeping Shelter								
Elderly Resident Care Home							3,096,960	5
Amusement, Recreational Bldgs							4,441,153	2
Churches/Other Religious Bldgs							398,018	4
Industrial Buildings	238,700	1			238,700	1		
Parking Garages							250,000	3
Service Station/Repair Garage							166,122	3
Office, Bank, Professional	166,122	3			166,122	3	20,325,090	29
Public Works, Utility							108,055	2
School/Other Educational Bldgs								
Stores & Customer Services	175,000	1	32,221	2	207,221	3	1,979,684	30
Other buildings/commercial	29,764	2	144,000	9	173,764	11	1,483,063	28
Signs	5,600	3			5,600	3	297,718	31
Other Commercial Structures	69,500	3	130,000	2	199,500	5	1,149,000	35
Add/Alter bldgs/TI's	18,450	3	15,000	1	33,450	4	4,326,056	43
Solar-Commercial	N/A		N/A		N/A			11
Demolish all other buildings	N/A		N/A		N/A		N/A	13
<b>SUB-TOTAL NON-RESIDENTIAL:</b>	<b>703,136</b>	<b>16</b>	<b>321,221</b>	<b>14</b>	<b>1,024,357</b>	<b>30</b>	<b>37,854,797</b>	<b>236</b>
<b>COMBINED TOTALS (RES/NON-RES:)</b>	<b>14,545,623</b>	<b>410</b>	<b>10,757,218</b>	<b>142</b>	<b>25,302,841</b>	<b>552</b>	<b>260,744,483</b>	<b>5,464</b>
PREVIOUS RUNNING TOTAL:	157,403,239	3,809	78,038,403	1,103	235,441,642	4,912		
<b>RUNNING TOTAL (FISCAL YEAR 17/18)</b>	<b>171,948,862</b>	<b>4,219</b>	<b>88,795,621</b>	<b>1,245</b>	<b>260,744,483</b>	<b>5,464</b>		

\* Miscellaneous permits (non-structural permits) include electrical, plumbing, mechanical/woodstove, setbacks, Special Inspection, solar, abatement, and permit extensions/renewals

**SINGLE FAMILY DWELLING INFORMATION**

**May 2018**

**MONTHLY COMPARISONS**

May 2018 FISCAL YEAR	SFD #	SFD VALUATION	Current Valuation % Increase	Current # % Increase	All Permits Valuation	Current Valuation % Increase
2015 - 2016	44	20,090,215	-41.08%	-40.91%	44,060,103	-42.57%
2016 - 2017	35	16,678,077	-29.03%	-25.71%	26,609,709	-4.91%
2017 - 2018	26	11,836,809	CURRENT	CURRENT	25,302,841	CURRENT

**YEAR-TO-DATE COMPARISONS**

JULY 2017 - May 2018 FISCAL YEAR	SFD #	SFD VALUATION	Current Valuation % Increase	Current # % Increase	All Permits Valuation	Current Valuation % Increase
2015 - 2016	372	186,401,194	-29.52%	-22.85%	315,042,026	-17.24%
2016 - 2017	426	211,210,358	-37.80%	-32.63%	341,115,481	-23.56%
2017 - 2018	287	131,377,637	CURRENT	CURRENT	260,744,483	CURRENT

**CONSTRUCTION FEES RECEIVED**

**DISTRIBUTION OF FEES**

	AUBURN OFFICE	TAHOE OFFICE	COMBINED TOTALS
TOTAL CONSTRUCTION FEES	199,589	117,138	316,727
PREVIOUS TOTALS	1,918,037	892,705	2,810,742
TOTALS TO DATE	2,117,626	1,009,843	3,127,469

**YEAR-TO-DATE FEE COMPARISONS\***

JULY 2017 - May 2018 FISCAL YEAR	AUBURN OFFICE	TAHOE OFFICE	COMBINED TOTALS	Current Revenue % Increase
2015 - 2016	1,831,318	1,161,597	2,992,915	4.50%
2016 - 2017	1,952,134	1,190,300	3,142,434	-0.48%
2017 - 2018	2,117,626	1,009,843	3,127,469	CURRENT

\*Construction Fees Only

**INSPECTION INFORMATION**

**INSPECTIONS - STOPS - MILEAGE**

	INSPECTION TOTAL	Residential		Non-Residential	TOTAL STOPS	TOTAL MILEAGE	
AUBURN OFFICE	3,131	2,969		162	1,146	6,577	
TAHOE OFFICE	1,471	1,403		68	545	2,459	
<b>SUB-TOTAL</b>	<b>4,602</b>	<b>4,372</b>		<b>230</b>	<b>1,691</b>	<b>9,036</b>	
PREVIOUS TOTAL	44,416	41,869		2,547	15,901	93,062	
<b>TOTALS TO DATE</b>	<b>49,018</b>	<b>46,241</b>		<b>2,777</b>	<b>17,592</b>	<b>102,098</b>	



















































































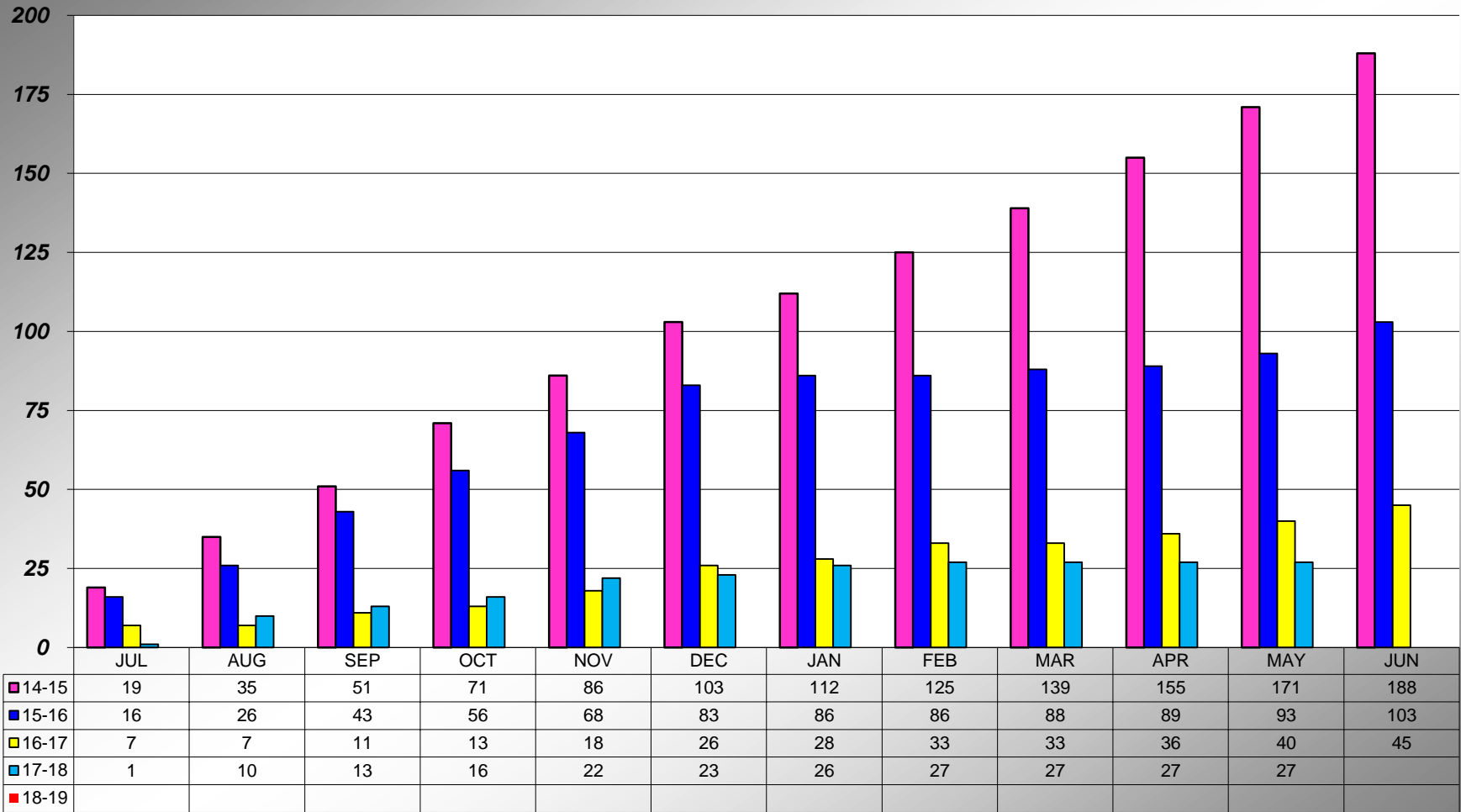








**PLACER COUNTY BUILDING DEPARTMENT  
AUBURN - CUMULATIVE mPOWER PERMITS  
TAHOE = 0**



TAHOE = 0







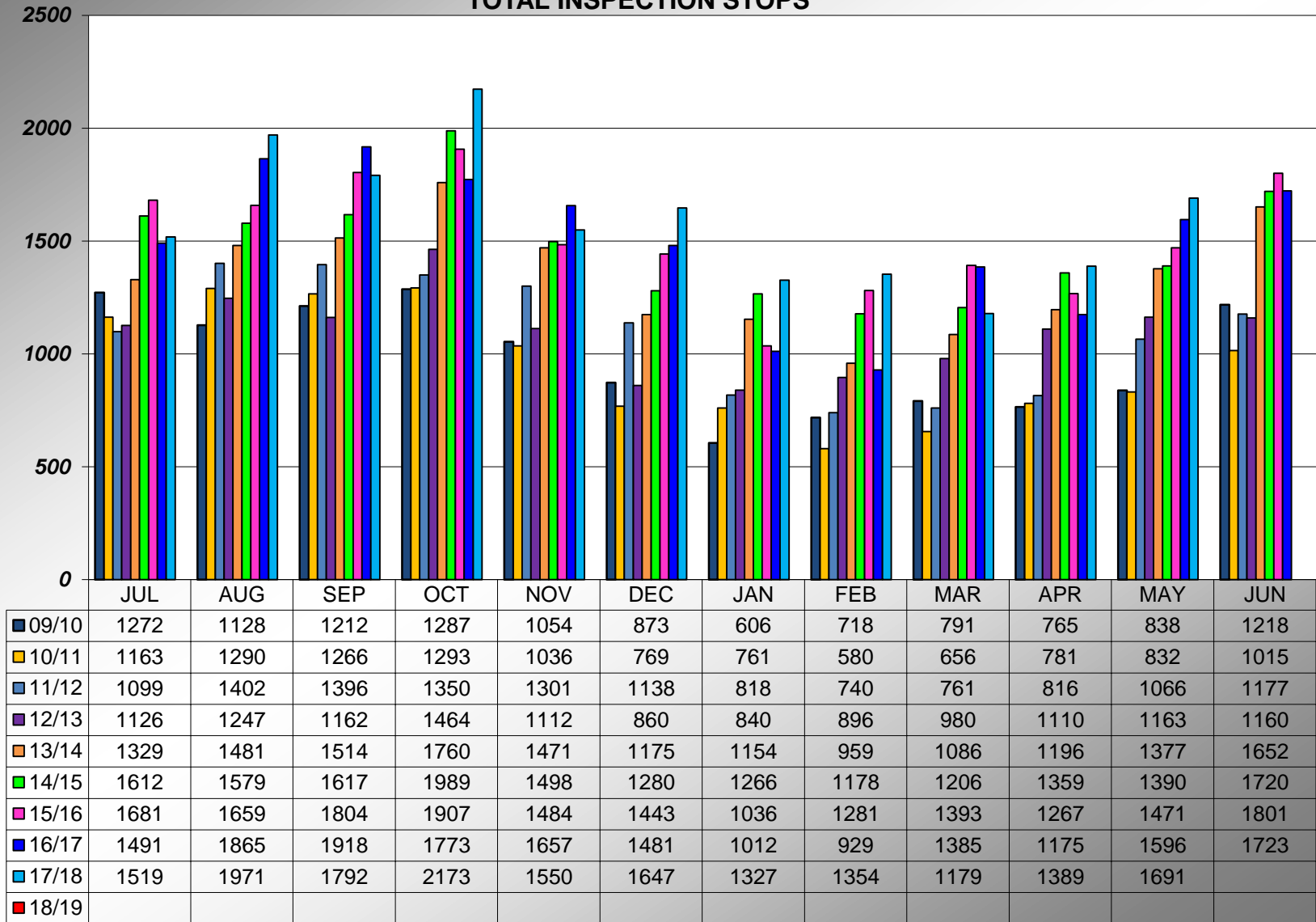






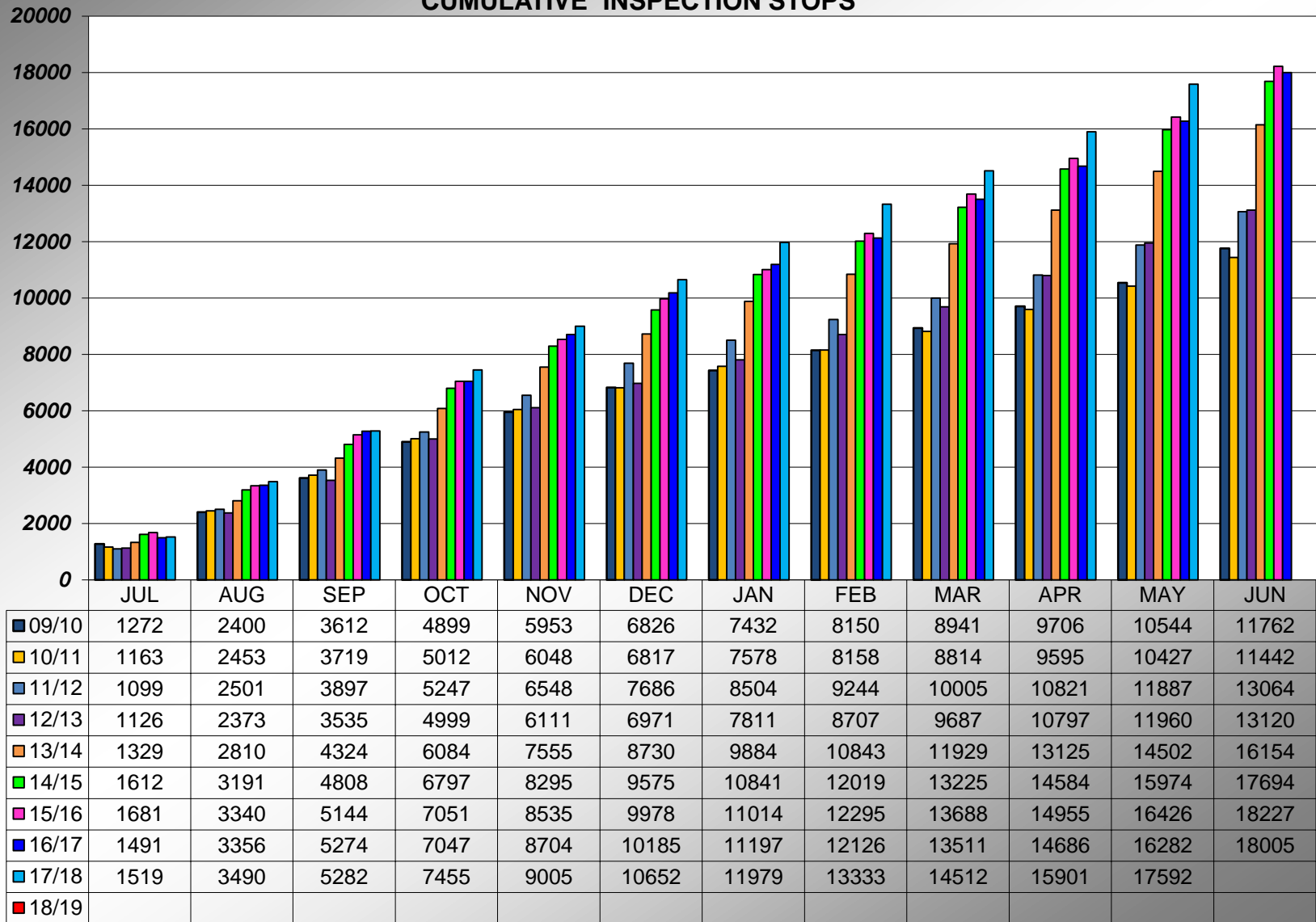


## PLACER COUNTY BUILDING DEPARTMENT TOTAL INSPECTION STOPS



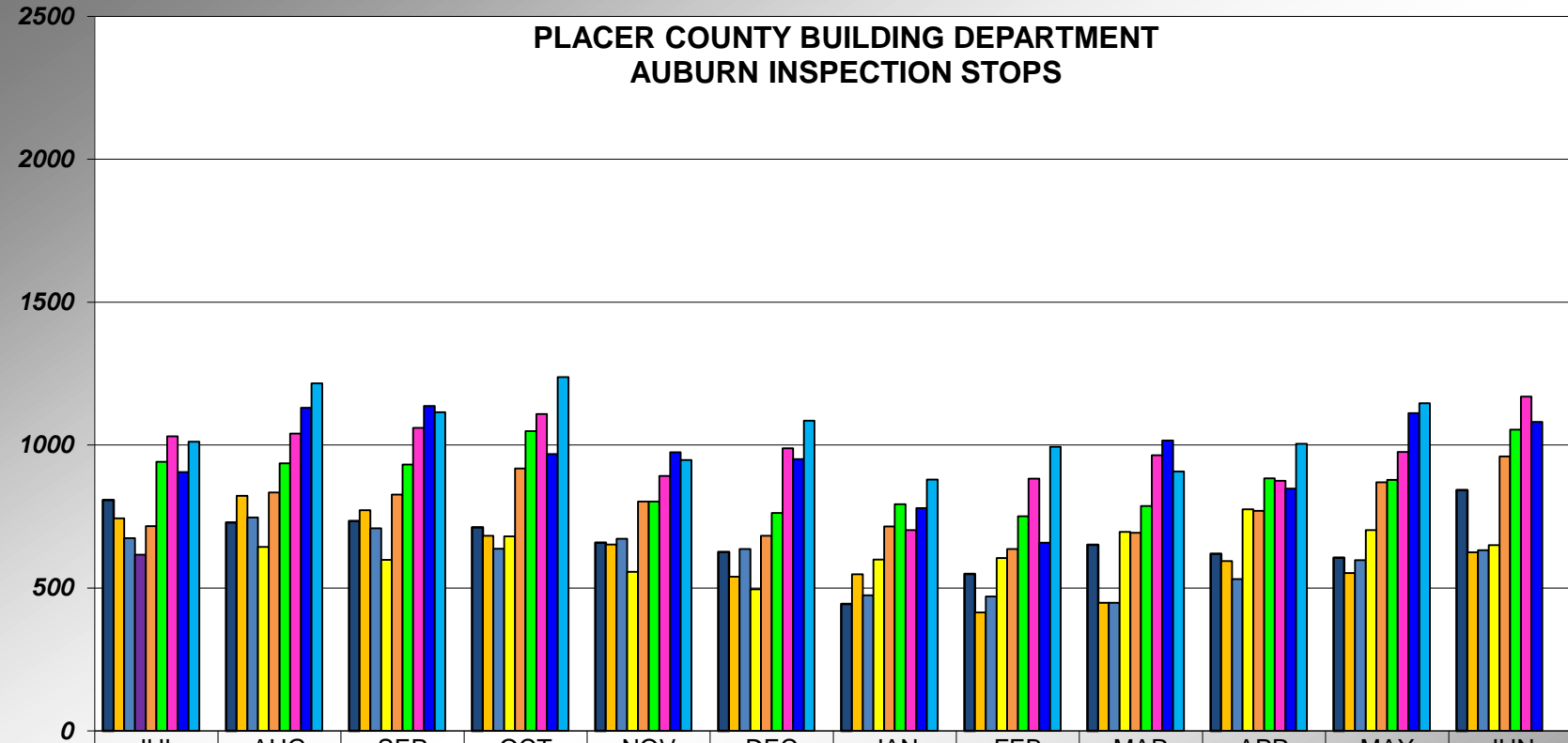
Revised to include all Stops from 14/15 through present.

## PLACER COUNTY BUILDING DEPARTMENT CUMULATIVE INSPECTION STOPS



Revised to include all Stops from 14/15 through present.

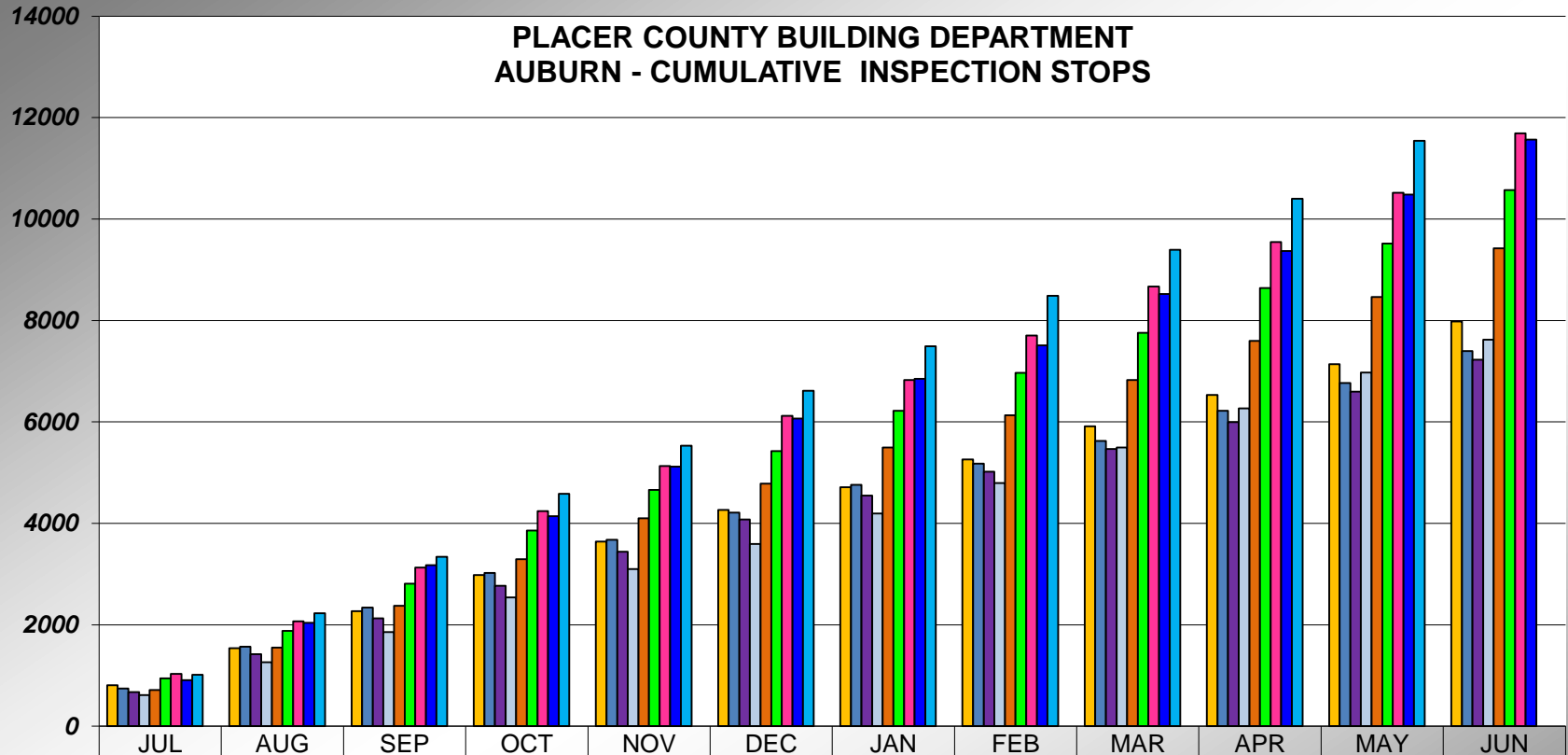
**PLACER COUNTY BUILDING DEPARTMENT  
AUBURN INSPECTION STOPS**



	JUL	AUG	SEP	OCT	NOV	DEC	JAN	FEB	MAR	APR	MAY	JUN
09/10	808	729	734	712	658	626	444	549	651	620	606	843
10/11	744	822	772	683	652	540	548	415	448	594	552	625
11/12	674	747	709	637	672	636	474	470	448	531	598	632
12/13	616	644	599	681	556	496	600	605	696	775	703	650
13/14	716	834	827	918	803	683	715	636	693	770	870	960
14/15	941	936	932	1049	803	763	793	751	787	884	878	1054
15/16	1031	1040	1060	1109	892	989	703	882	964	875	976	1169
16/17	906	1131	1137	969	975	951	779	659	1016	848	1112	1081
17/18	1012	1216	1115	1238	948	1085	879	994	908	1004	1146	
18/19												

Revised to include all Stops from 14/15 through present.

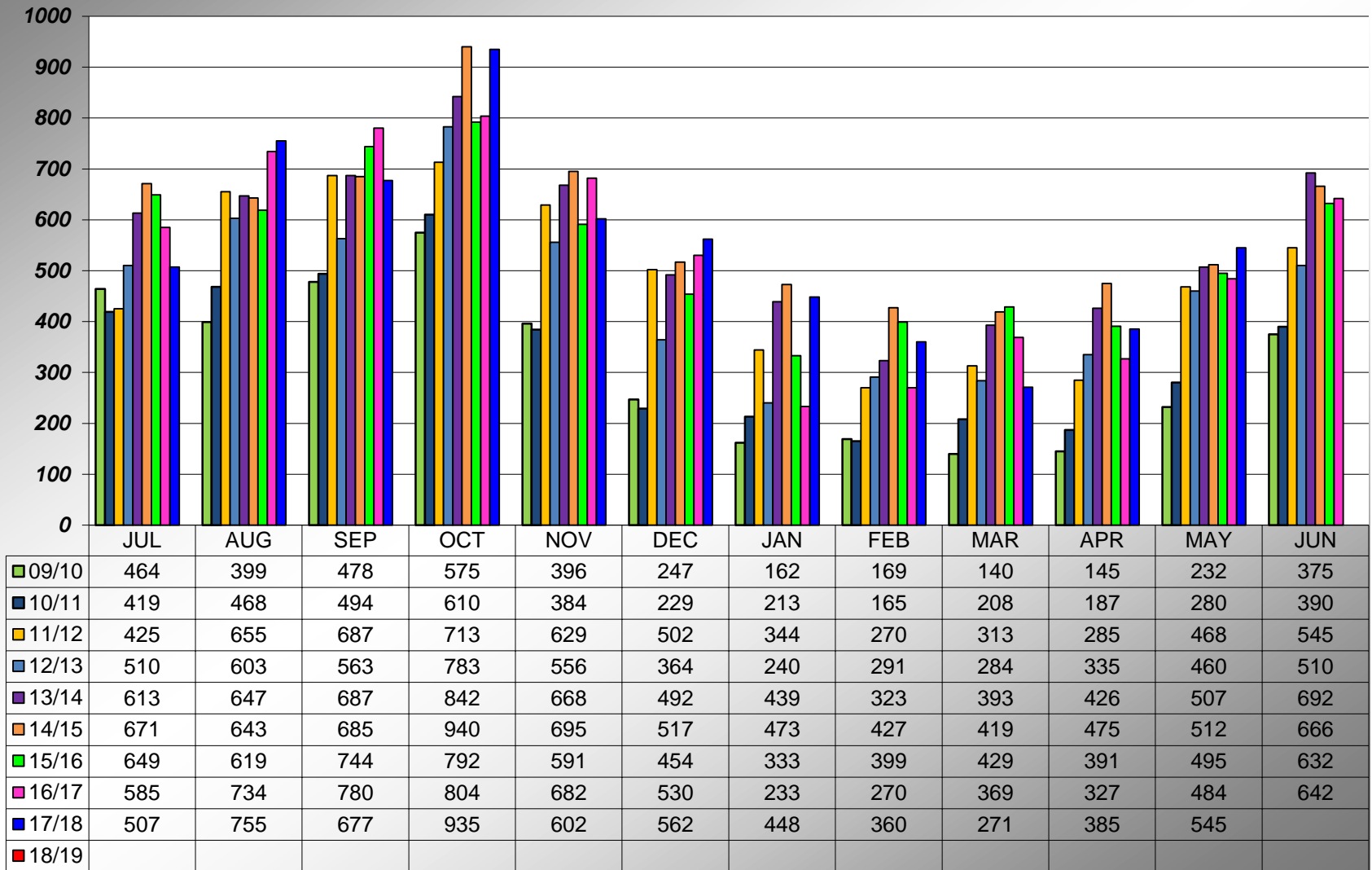
**PLACER COUNTY BUILDING DEPARTMENT  
AUBURN - CUMULATIVE INSPECTION STOPS**



	JUL	AUG	SEP	OCT	NOV	DEC	JAN	FEB	MAR	APR	MAY	JUN
09/10	808	1537	2271	2983	3641	4267	4711	5260	5911	6531	7137	7980
10/11	744	1566	2338	3021	3673	4213	4761	5176	5624	6218	6770	7395
11/12	674	1421	2130	2767	3439	4075	4549	5019	5467	5998	6596	7228
12/13	616	1260	1859	2540	3096	3592	4192	4797	5493	6268	6971	7621
13/14	716	1550	2377	3295	4098	4781	5496	6132	6825	7595	8465	9425
14/15	941	1877	2809	3858	4661	5424	6217	6968	7755	8639	9517	10571
15/16	1031	2071	3131	4240	5132	6121	6824	7706	8670	9545	10521	11690
16/17	906	2037	3174	4143	5118	6069	6848	7507	8523	9371	10483	11564
17/18	1012	2228	3343	4581	5529	6614	7493	8487	9395	10399	11545	
18/19												

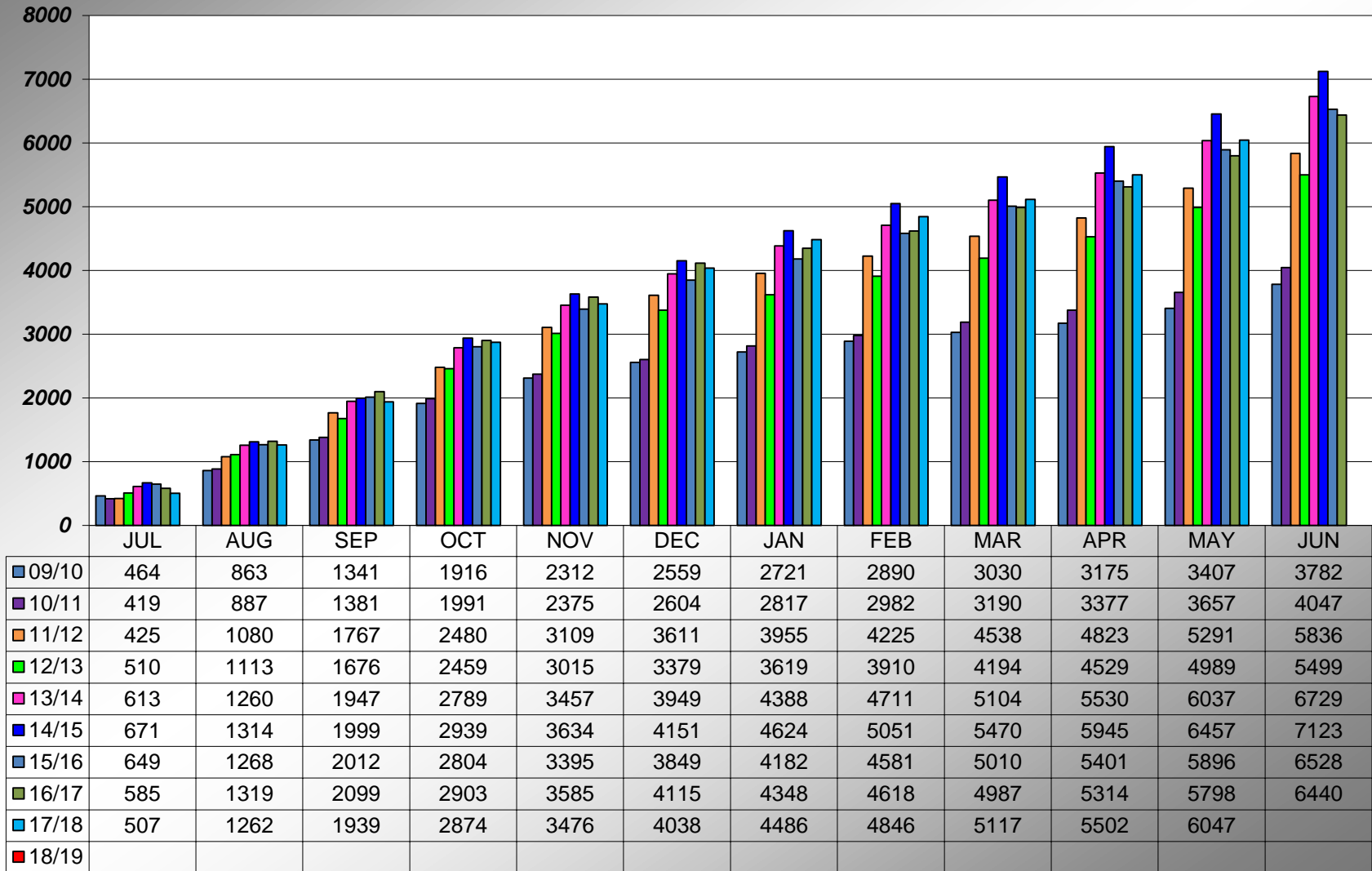
Revised to include all Stops from 14/15 through present.

## PLACER COUNTY BUILDING DEPARTMENT TAHOE INSPECTION STOPS



Revised to include all Stops from 14/15 through present.

## PLACER COUNTY BUILDING DEPARTMENT TAHOE CUMULATIVE INSPECTION STOPS



Revised to include all Stops from 14/15 through present.