

**PLACER COUNTY BUILDING DEPARTMENT**  
**BUILDING PERMIT ACTIVITY REPORT**  
**FEBRUARY 2018**

PERMITS ISSUED	AUBURN OFFICE		TAHOE OFFICE		DEPARTMENT TOTALS		YEAR-TO-DATE TOTALS	
	VALUATION	PERMITS	VALUATION	PERMITS	VALUATION	PERMITS	VALUATION	PERMITS
Single Family Dwelling (as reported to US Census Bureau)	8,105,248	23			8,105,248	23	102,961,387	225
Two Family Dwelling								
Three & Four Family Dwelling / Condo								
Apartment Buildings							1,743,534	1
Hotels Motels								
Garages, Carports, Shops	58,328	2			58,328	2	3,012,536	74
Other Bldgs, Storage, Sheds, Guest House	263,814	5			263,814	5	6,988,386	78
Add/Alter Bldgs, Deck, Porch, Patio, Covers	3,208,997	47	1,324,218	16	4,533,215	63	31,923,253	519
Moved or Relocated Buildings								
Reroof/Reside	677,656	43	141,375	6	819,031	49	11,049,765	539
Pools/Spas	1,025,050	18			1,025,050	18	7,018,757	153
Retaining Walls, Fences, Misc							315,756	6
Demolitions	N/A	2	N/A		N/A	2	N/A	44
Solar-Residential	N/A	73	N/A	2	N/A	75	N/A	648
Manufactured/Mobilehome Installations	N/A	3	N/A		N/A	3	N/A	21
*Miscellaneous Permits	N/A	136	N/A	22	N/A	158	N/A	1,533
<b>SUB-TOTAL RESIDENTIAL:</b>	<b>13,339,093</b>	<b>352</b>	<b>1,465,593</b>	<b>46</b>	<b>14,804,686</b>	<b>398</b>	<b>165,013,374</b>	<b>3,841</b>
Other Non-Housekeeping Shelter								
Elderly Resident Care Home								
Amusement, Recreational Bldgs							3,096,960	5
Churches/Other Religious Bldgs	4,391,153	1			4,391,153	1	8,832,306	3
Industrial Buildings	81,076	1			81,076	1	159,318	3
Parking Garages								
Service Station/Repair Garage							190,000	2
Office, Bank, Professional	4,053,295	1	15,498	2	4,068,793	3	15,490,388	23
Public Works, Utility							108,055	2
School/Other Educational Bldgs								
Stores & Customer Services							892,390	19
Other buildings/commercial	335,706	2			335,706	2	1,305,799	16
Signs	12,840	5			12,840	5	277,818	23
Other Commercial Structures	28,500	3	25,500	1	54,000	4	654,000	19
Add/Alter bldgs/TI's	1,582,145	5			1,582,145	5	3,876,876	32
Solar-Commercial	N/A		N/A		N/A			9
Demolish all other buildings	N/A		N/A		N/A		N/A	9
<b>SUB-TOTAL NON-RESIDENTIAL:</b>	<b>10,484,715</b>	<b>18</b>	<b>40,998</b>	<b>3</b>	<b>10,525,713</b>	<b>21</b>	<b>34,883,910</b>	<b>165</b>
<b>COMBINED TOTALS (RES/NON-RES:)</b>	<b>23,823,808</b>	<b>370</b>	<b>1,506,591</b>	<b>49</b>	<b>25,330,399</b>	<b>419</b>	<b>199,897,284</b>	<b>4,006</b>
PREVIOUS RUNNING TOTAL:	107,702,754	2,694	66,864,131	893	174,566,885	3,587		
<b>RUNNING TOTAL (FISCAL YEAR 17/18)</b>	<b>131,526,562</b>	<b>3,064</b>	<b>68,370,722</b>	<b>942</b>	<b>199,897,284</b>	<b>4,006</b>		

\* Miscellaneous permits (non-structural permits) include electrical, plumbing, mechanical/woodstove, setbacks, Special Inspection, solar, abatement, and permit extensions/renewals

**SINGLE FAMILY DWELLING INFORMATION**

**FEBRUARY 2018**

**MONTHLY COMPARISONS**

FEBRUARY 2018		SFD #	SFD VALUATION	Current Valuation % Increase	Current # % Increase	All Permits Valuation	Current Valuation % Increase
FISCAL YEAR							
2015 - 2016		21	9,590,155	-15.48%	9.52%	14,646,113	72.95%
2016 - 2017		15	4,678,915	73.23%	53.33%	12,426,793	103.84%
2017 - 2018		23	8,105,248	CURRENT	CURRENT	25,330,399	CURRENT

**YEAR-TO-DATE COMPARISONS**

JULY 2017 - FEBRUARY 2018		SFD #	SFD VALUATION	Current Valuation % Increase	Current # % Increase	All Permits Valuation	Current Valuation % Increase
FISCAL YEAR							
2015 - 2016		279	138,887,799	-25.87%	-19.35%	219,293,481	-8.84%
2016 - 2017		275	141,279,176	-27.12%	-18.18%	226,851,566	-11.88%
2017 - 2018		225	102,961,387	CURRENT	CURRENT	199,897,284	CURRENT

**CONSTRUCTION FEES RECEIVED**

**DISTRIBUTION OF FEES**

	AUBURN OFFICE	TAHOE OFFICE	COMBINED TOTALS
TOTAL CONSTRUCTION FEES	199,289	32,569	231,858
PREVIOUS TOTALS	1,360,081	693,392	2,053,473
TOTALS TO DATE	1,559,370	725,961	2,285,331

**YEAR-TO-DATE FEE COMPARISONS\***

JULY 2017 - FEBRUARY 2018		AUBURN OFFICE	TAHOE OFFICE	COMBINED TOTALS	Current Revenue % Increase
FISCAL YEAR					
2015 - 2016		1,456,105	875,767	2,331,872	-2.00%
2016 - 2017		1,458,787	1,046,088	2,504,875	-8.76%
2017 - 2018		1,559,370	725,961	2,285,331	CURRENT

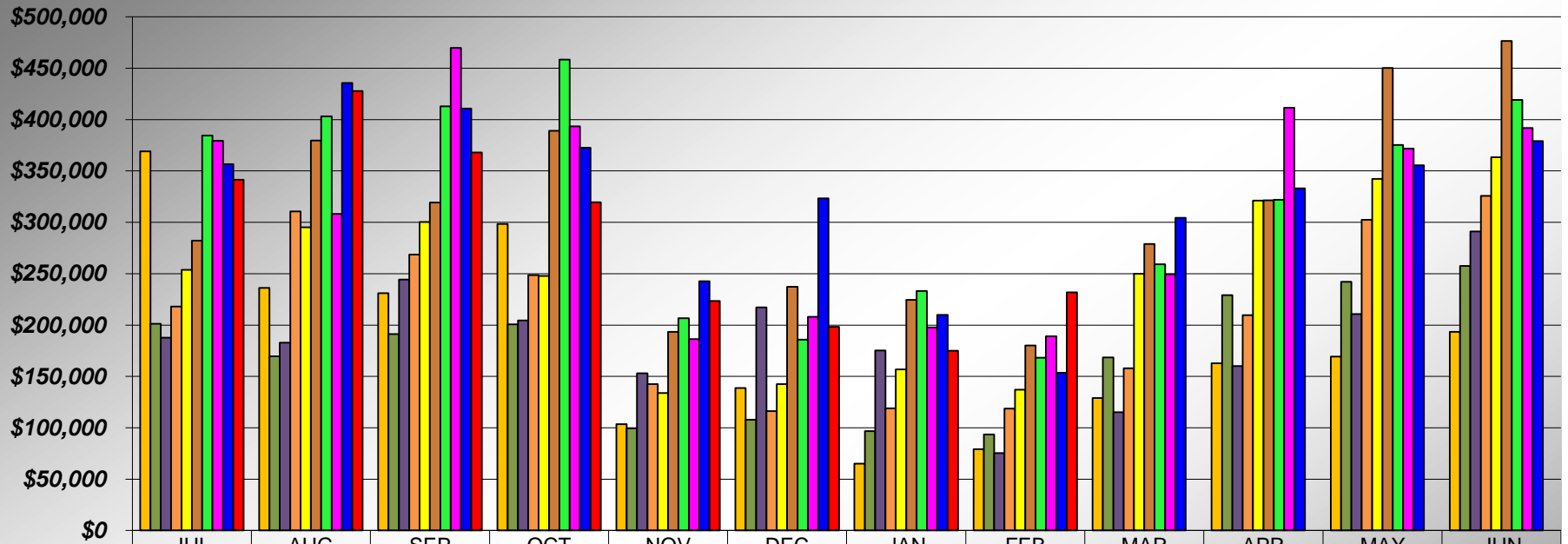
\*Construction Fees Only

**INSPECTION INFORMATION**

**INSPECTIONS - STOPS - MILEAGE**

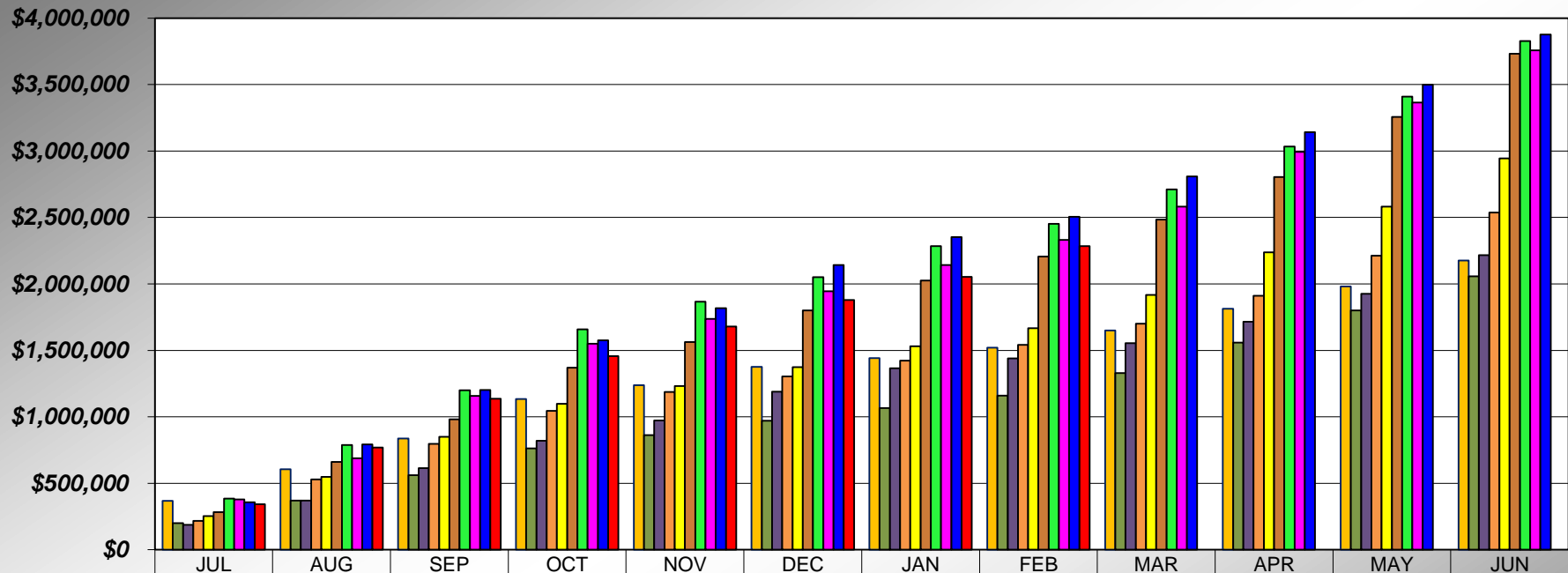
	INSPECTION TOTAL	Residential		Non-Residential	TOTAL STOPS	TOTAL MILEAGE	
AUBURN OFFICE	2,797	2,606		191	994	6,397	
TAHOE OFFICE	1,061	968		93	360	2,925	
<b>SUB-TOTAL</b>	<b>3,858</b>	<b>3,574</b>		<b>284</b>	<b>1,354</b>	<b>9,322</b>	
PREVIOUS TOTAL	32,465	30,691		1,774	11,979	67,626	
<b>TOTALS TO DATE</b>	<b>36,323</b>	<b>34,265</b>		<b>2,058</b>	<b>13,333</b>	<b>76,948</b>	

## PLACER COUNTY BUILDING DEPARTMENT MONTHLY REVENUE



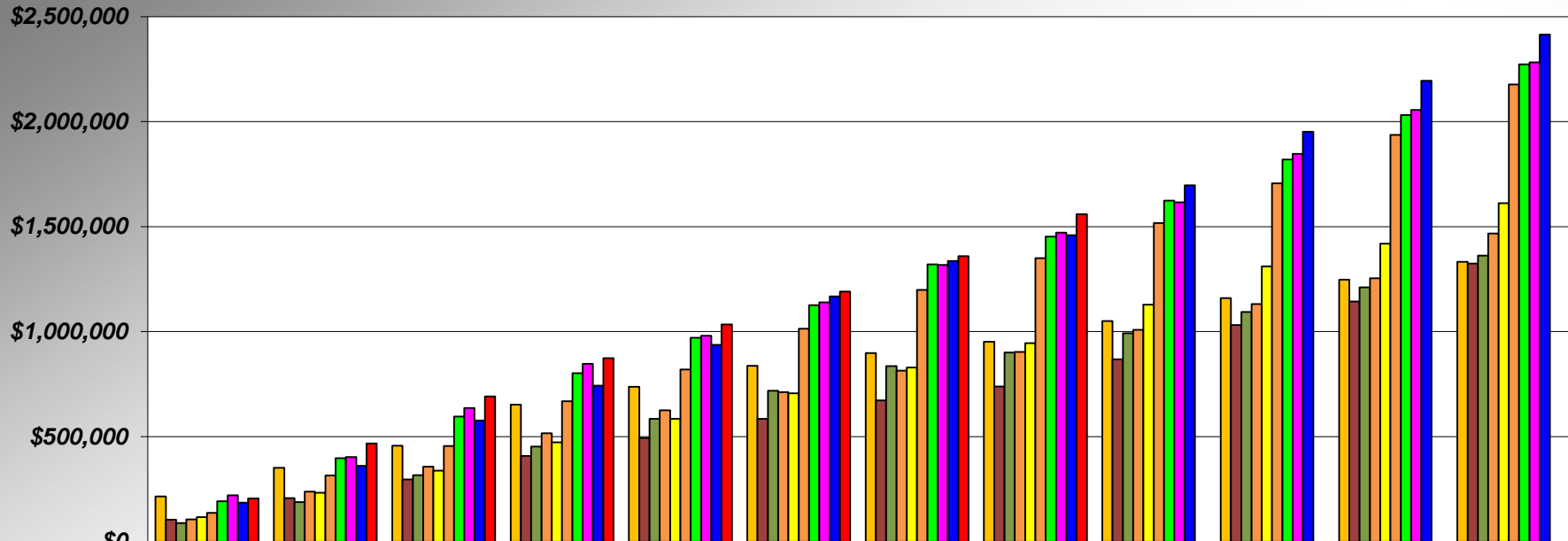
	JUL	AUG	SEP	OCT	NOV	DEC	JAN	FEB	MAR	APR	MAY	JUN
08/09	\$369,001	\$236,188	\$230,887	\$298,298	\$103,597	\$138,741	\$65,075	\$79,131	\$128,990	\$162,716	\$169,254	\$193,346
09/10	\$201,339	\$169,451	\$191,243	\$200,726	\$99,354	\$107,789	\$96,653	\$93,534	\$168,402	\$229,126	\$242,187	\$257,401
10/11	\$187,620	\$182,865	\$244,135	\$204,458	\$153,006	\$217,237	\$175,172	\$75,489	\$115,190	\$159,987	\$210,727	\$291,089
11/12	\$217,999	\$310,476	\$268,647	\$248,576	\$142,444	\$116,297	\$119,050	\$118,569	\$157,993	\$209,727	\$302,482	\$325,596
12/13	\$253,862	\$295,130	\$300,394	\$247,742	\$133,867	\$142,559	\$156,781	\$137,189	\$249,842	\$321,031	\$342,371	\$363,424
13/14	\$282,126	\$379,529	\$319,308	\$388,936	\$193,391	\$237,149	\$224,408	\$180,015	\$279,028	\$321,312	\$450,310	\$476,582
14/15	\$384,353	\$403,015	\$412,906	\$458,423	\$206,566	\$185,751	\$233,149	\$168,094	\$259,156	\$321,885	\$375,234	\$419,061
15/16	\$379,395	\$308,264	\$469,795	\$393,339	\$186,253	\$207,979	\$197,751	\$189,096	\$249,451	\$411,592	\$371,789	\$391,675
16/17	\$356,466	\$435,675	\$410,713	\$372,537	\$242,593	\$323,395	\$209,831	\$153,666	\$304,428	\$333,131	\$355,598	\$379,029
17/18	\$341,492	\$427,820	\$367,943	\$319,564	\$223,330	\$198,382	\$174,942	\$231,858				

## PLACER COUNTY BUILDING DEPARTMENT CUMULATIVE REVENUE



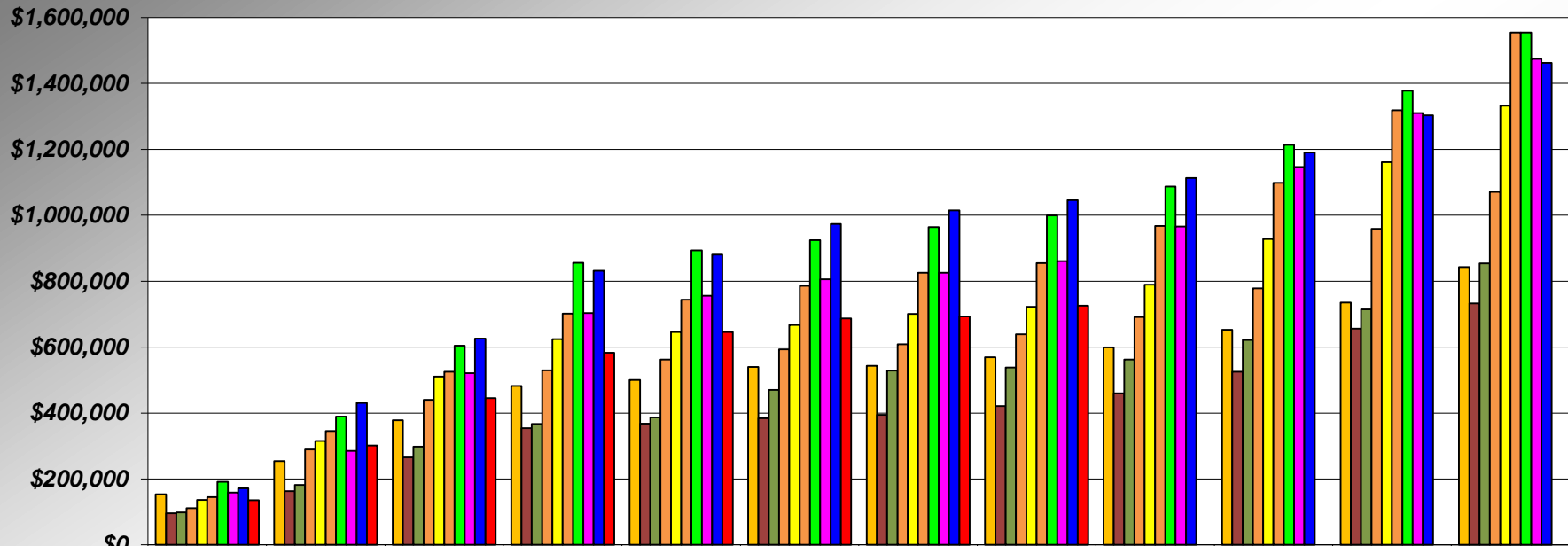
	JUL	AUG	SEP	OCT	NOV	DEC	JAN	FEB	MAR	APR	MAY	JUN
08/09	\$369,001	\$605,190	\$836,076	\$1,134,374	\$1,237,971	\$1,376,712	\$1,441,787	\$1,520,918	\$1,649,908	\$1,812,624	\$1,981,878	\$2,175,224
09/10	\$201,339	\$370,790	\$562,033	\$762,759	\$862,113	\$969,902	\$1,066,555	\$1,160,088	\$1,328,490	\$1,557,616	\$1,799,803	\$2,057,204
10/11	\$187,620	\$370,485	\$614,620	\$819,077	\$972,083	\$1,189,320	\$1,364,493	\$1,439,982	\$1,555,172	\$1,715,159	\$1,925,886	\$2,216,975
11/12	\$217,999	\$528,475	\$797,122	\$1,045,698	\$1,188,141	\$1,304,439	\$1,423,489	\$1,542,058	\$1,700,050	\$1,909,777	\$2,212,259	\$2,537,855
12/13	\$253,862	\$548,992	\$849,387	\$1,097,128	\$1,230,995	\$1,373,553	\$1,530,334	\$1,667,523	\$1,917,366	\$2,238,396	\$2,580,767	\$2,944,191
13/14	\$282,126	\$661,655	\$980,963	\$1,369,899	\$1,563,290	\$1,800,439	\$2,024,847	\$2,204,862	\$2,483,890	\$2,805,202	\$3,255,512	\$3,732,094
14/15	\$384,353	\$787,368	\$1,200,274	\$1,658,697	\$1,865,262	\$2,051,013	\$2,284,162	\$2,452,256	\$2,711,412	\$3,033,297	\$3,408,531	\$3,827,592
15/16	\$379,395	\$687,658	\$1,157,454	\$1,550,793	\$1,737,046	\$1,945,025	\$2,142,776	\$2,331,872	\$2,581,323	\$2,992,915	\$3,364,704	\$3,756,379
16/17	\$356,466	\$792,141	\$1,202,854	\$1,575,391	\$1,817,983	\$2,141,378	\$2,351,209	\$2,504,876	\$2,809,303	\$3,142,434	\$3,498,032	\$3,877,061
17/18	\$341,492	\$769,311	\$1,137,254	\$1,456,819	\$1,680,149	\$1,878,531	\$2,053,473	\$2,285,331				

## PLACER COUNTY BUILDING DEPARTMENT AUBURN - CUMULATIVE REVENUE



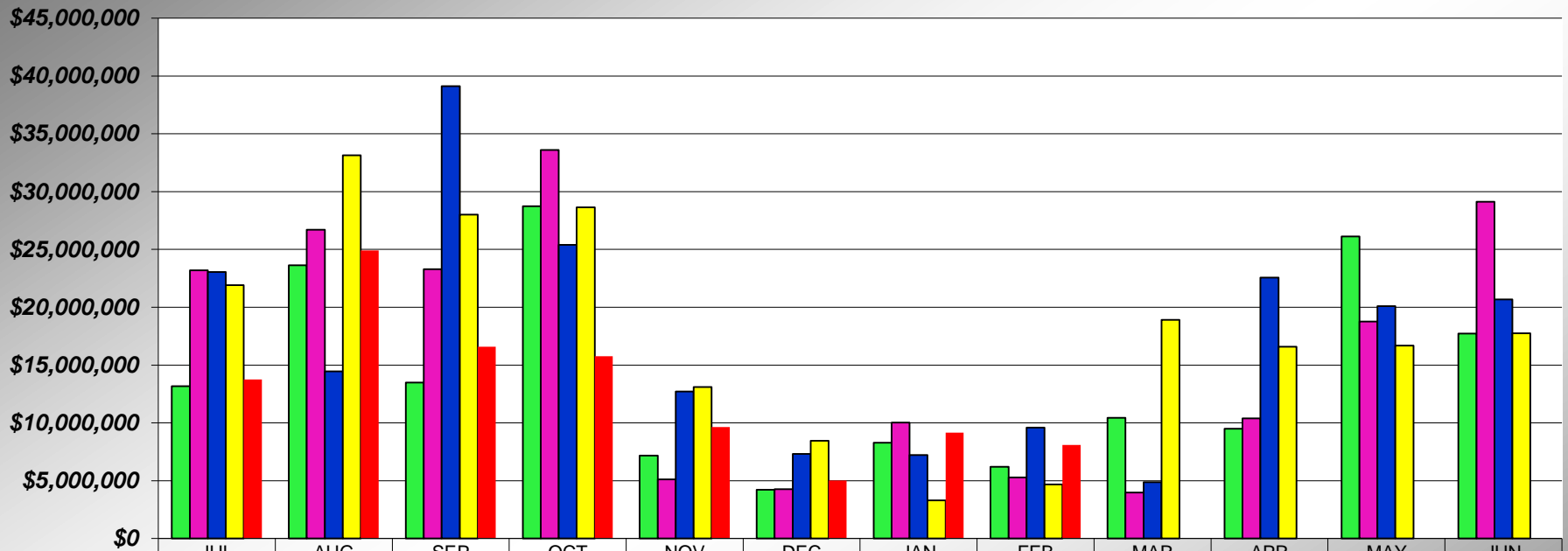
	JUL	AUG	SEP	OCT	NOV	DEC	JAN	FEB	MAR	APR	MAY	JUN
08/09	\$215,025	\$351,211	\$457,588	\$652,005	\$737,645	\$837,183	\$898,214	\$951,983	\$1,050,735	\$1,160,271	\$1,246,908	\$1,332,726
09/10	\$105,018	\$207,405	\$296,981	\$408,602	\$494,005	\$585,704	\$672,461	\$739,067	\$868,595	\$1,032,054	\$1,143,549	\$1,324,629
10/11	\$88,847	\$188,144	\$316,508	\$452,336	\$585,351	\$718,773	\$836,131	\$901,427	\$992,451	\$1,093,630	\$1,211,017	\$1,362,779
11/12	\$106,427	\$238,553	\$356,683	\$516,049	\$626,197	\$711,470	\$814,648	\$903,333	\$1,008,815	\$1,131,746	\$1,253,618	\$1,467,239
12/13	\$117,607	\$233,523	\$338,369	\$473,163	\$585,524	\$706,588	\$829,207	\$945,210	\$1,128,155	\$1,310,784	\$1,419,212	\$1,611,354
13/14	\$137,344	\$315,835	\$455,842	\$668,589	\$819,327	\$1,014,447	\$1,198,832	\$1,350,076	\$1,516,744	\$1,706,587	\$1,936,625	\$2,177,483
14/15	\$193,151	\$398,001	\$595,448	\$802,812	\$971,534	\$1,126,313	\$1,320,430	\$1,452,626	\$1,624,502	\$1,819,932	\$2,030,926	\$2,272,870
15/16	\$221,065	\$402,730	\$636,033	\$847,102	\$980,849	\$1,139,366	\$1,316,987	\$1,471,106	\$1,615,205	\$1,846,318	\$2,054,912	\$2,282,185
16/17	\$185,179	\$361,737	\$576,672	\$743,537	\$937,130	\$1,168,089	\$1,336,516	\$1,458,787	\$1,696,503	\$1,952,134	\$2,194,670	\$2,414,528
17/18	\$206,348	\$467,960	\$691,771	\$873,966	\$1,034,659	\$1,191,228	\$1,360,081	\$1,559,370				

## PLACER COUNTY BUILDING DEPARTMENT TAHOE - CUMULATIVE REVENUE



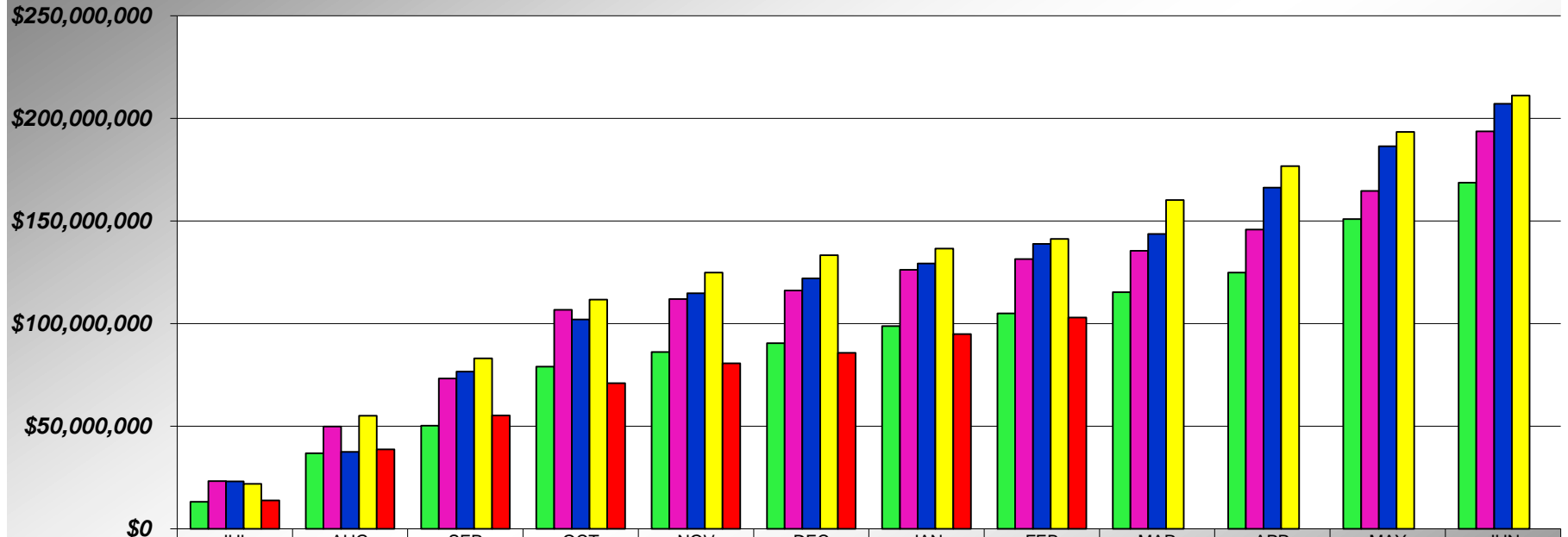
	JUL	AUG	SEP	OCT	NOV	DEC	JAN	FEB	MAR	APR	MAY	JUN
08/09	\$153,976	\$253,978	\$378,488	\$482,369	\$500,325	\$539,529	\$543,573	\$568,935	\$599,174	\$652,353	\$734,970	\$842,498
09/10	\$96,320	\$163,385	\$265,052	\$354,158	\$368,108	\$384,198	\$394,094	\$421,021	\$459,894	\$525,562	\$656,255	\$732,575
10/11	\$98,773	\$182,341	\$298,112	\$366,742	\$386,732	\$470,547	\$528,362	\$538,555	\$562,721	\$621,528	\$714,869	\$854,196
11/12	\$111,571	\$289,922	\$440,439	\$529,648	\$561,945	\$592,969	\$608,841	\$638,725	\$691,235	\$778,032	\$958,642	\$1,070,617
12/13	\$136,255	\$315,469	\$511,018	\$623,965	\$645,471	\$666,965	\$701,127	\$722,313	\$789,211	\$927,612	\$1,161,556	\$1,332,837
13/14	\$144,782	\$345,820	\$525,121	\$701,310	\$743,964	\$785,992	\$826,015	\$854,786	\$967,146	\$1,098,615	\$1,318,887	\$1,554,611
14/15	\$191,202	\$389,367	\$604,825	\$855,884	\$893,728	\$924,701	\$963,732	\$999,631	\$1,086,912	\$1,213,366	\$1,377,605	\$1,554,723
15/16	\$158,329	\$284,929	\$521,420	\$703,691	\$756,197	\$805,660	\$825,789	\$860,767	\$966,119	\$1,146,598	\$1,309,793	\$1,474,195
16/17	\$171,287	\$430,404	\$626,182	\$831,853	\$880,853	\$973,289	\$1,014,694	\$1,046,089	\$1,112,800	\$1,190,300	\$1,303,362	\$1,462,533
17/18	\$135,143	\$301,352	\$445,483	\$582,853	\$645,490	\$687,303	\$693,392	\$725,961				

**PLACER COUNTY BUILDING DEPARTMENT  
SINGLE FAMILY DWELLING  
VALUATION**



	JUL	AUG	SEP	OCT	NOV	DEC	JAN	FEB	MAR	APR	MAY	JUN
13/14	\$13,181,348	\$23,630,828	\$13,502,014	\$28,735,778	\$7,164,310	\$4,211,539	\$8,297,110	\$6,195,730	\$10,444,601	\$9,504,702	\$26,117,892	\$17,731,688
14/15	\$23,188,848	\$26,698,307	\$23,288,297	\$33,605,271	\$5,121,984	\$4,266,782	\$10,025,593	\$5,294,321	\$3,982,342	\$10,388,077	\$18,772,095	\$29,116,674
15/16	\$23,051,452	\$14,469,726	\$39,121,867	\$25,390,831	\$12,725,941	\$7,312,288	\$7,225,539	\$9,590,155	\$4,869,210	\$22,553,970	\$20,090,215	\$20,683,329
16/17	\$21,921,047	\$33,145,443	\$28,016,410	\$28,645,021	\$13,099,204	\$8,463,404	\$3,309,732	\$4,678,915	\$18,905,395	\$16,591,821	\$16,678,077	\$17,755,889
17/18	\$13,759,230	\$24,906,467	\$16,588,677	\$15,765,329	\$9,652,638	\$5,026,883	\$9,156,915	\$8,105,248				

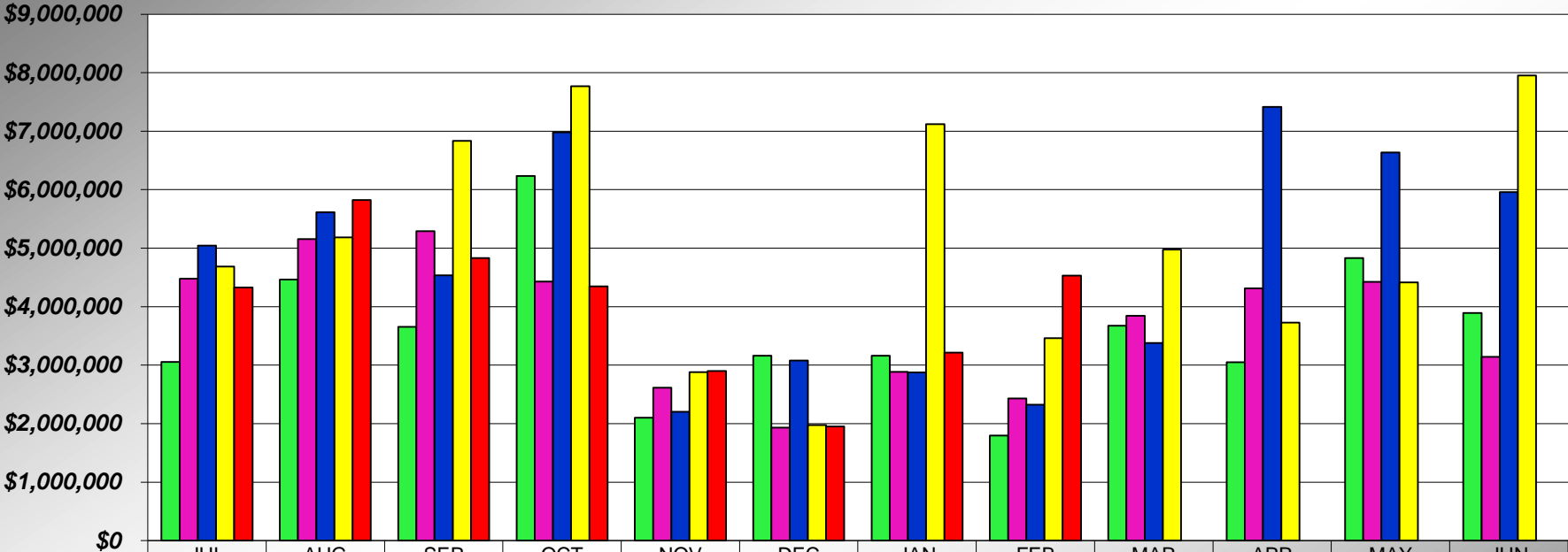
**PLACER COUNTY BUILDING DEPARTMENT  
SINGLE FAMILY DWELLING  
CUMULATIVE VALUATION**



	JUL	AUG	SEP	OCT	NOV	DEC	JAN	FEB	MAR	APR	MAY	JUN
■ 13/14	\$13,181,348	\$36,812,176	\$50,314,190	\$79,049,968	\$86,214,278	\$90,425,817	\$98,722,927	\$104,918,657	\$115,363,258	\$124,867,960	\$150,985,852	\$168,717,540
■ 14/15	\$23,188,848	\$49,887,155	\$73,175,452	\$106,780,723	\$111,902,707	\$116,169,489	\$126,195,082	\$131,489,403	\$135,471,745	\$145,859,822	\$164,631,917	\$193,748,591
■ 15/16	\$23,051,452	\$37,521,178	\$76,643,045	\$102,033,876	\$114,759,817	\$122,072,105	\$129,297,644	\$138,887,799	\$143,757,009	\$166,310,979	\$186,401,194	\$207,084,523
■ 16/17	\$21,921,047	\$55,066,490	\$83,082,900	\$111,727,921	\$124,827,125	\$133,290,529	\$136,600,261	\$141,279,176	\$160,184,571	\$176,776,392	\$193,454,469	\$211,210,358
■ 17/18	\$13,759,230	\$38,665,697	\$55,254,374	\$71,019,703	\$80,672,341	\$85,699,224	\$94,856,139	\$102,961,387				

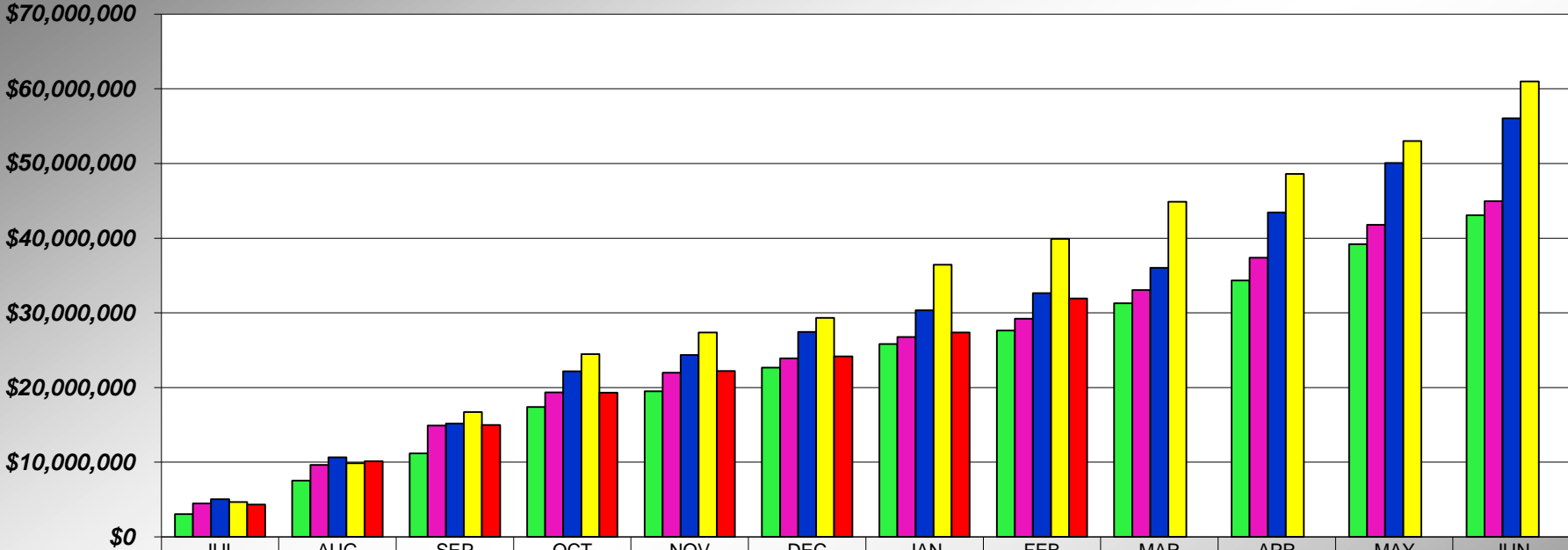


**PLACER COUNTY BUILDING DEPARTMENT  
RESIDENTIAL - ADDITIONS / ALTERATIONS / REMODELS  
VALUATION**



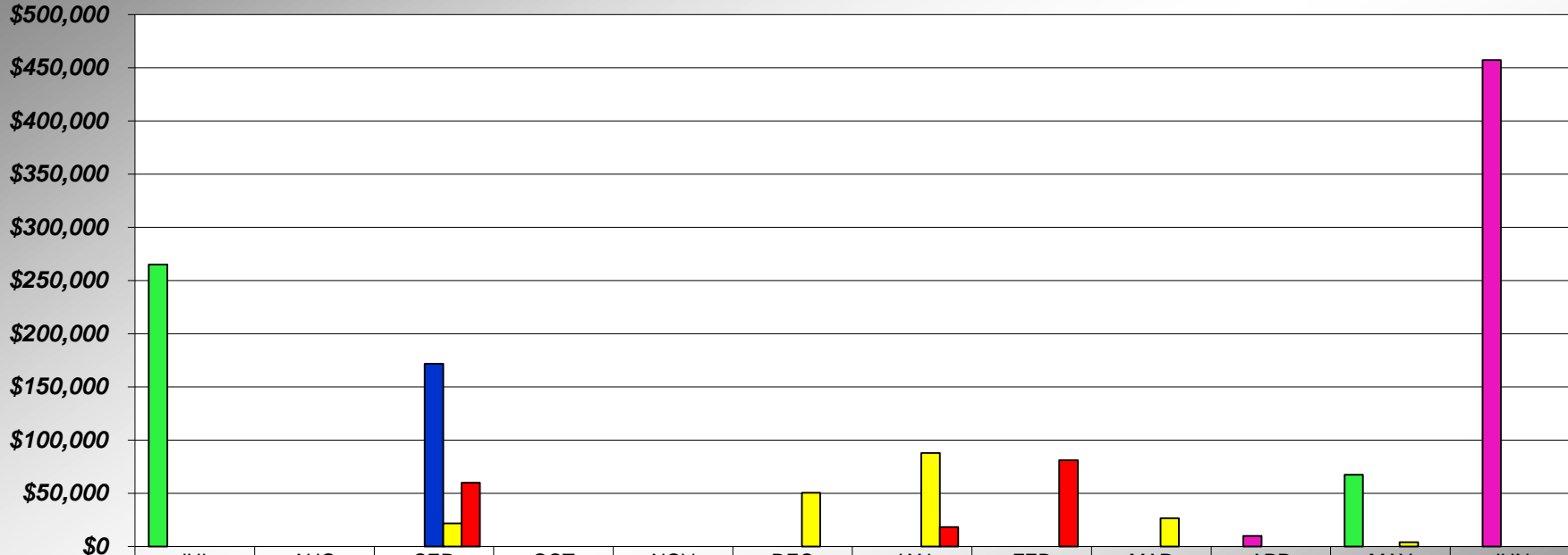
	JUL	AUG	SEP	OCT	NOV	DEC	JAN	FEB	MAR	APR	MAY	JUN
■ 13/14	\$3,054,704	\$4,461,136	\$3,653,658	\$6,232,761	\$2,102,125	\$3,159,781	\$3,160,250	\$1,797,295	\$3,674,421	\$3,050,970	\$4,829,626	\$3,892,689
■ 14/15	\$4,478,004	\$5,154,815	\$5,291,499	\$4,431,103	\$2,614,842	\$1,931,409	\$2,885,381	\$2,428,307	\$3,841,757	\$4,311,606	\$4,423,110	\$3,142,956
■ 15/16	\$5,043,479	\$5,613,256	\$4,533,992	\$6,981,247	\$2,202,853	\$3,079,831	\$2,877,121	\$2,324,407	\$3,378,821	\$7,415,139	\$6,637,965	\$5,961,055
■ 16/17	\$4,683,622	\$5,183,929	\$6,836,268	\$7,768,442	\$2,882,752	\$1,974,453	\$7,121,564	\$3,461,292	\$4,974,551	\$3,725,188	\$4,415,123	\$7,952,374
■ 17/18	\$4,327,955	\$5,821,429	\$4,831,987	\$4,347,727	\$2,898,891	\$1,949,784	\$3,212,265	\$4,533,215				

**PLACER COUNTY BUILDING DEPARTMENT  
RESIDENTIAL - ADDITIONS / ALTERATIONS / REMODELS  
CUMULATIVE VALUATION**



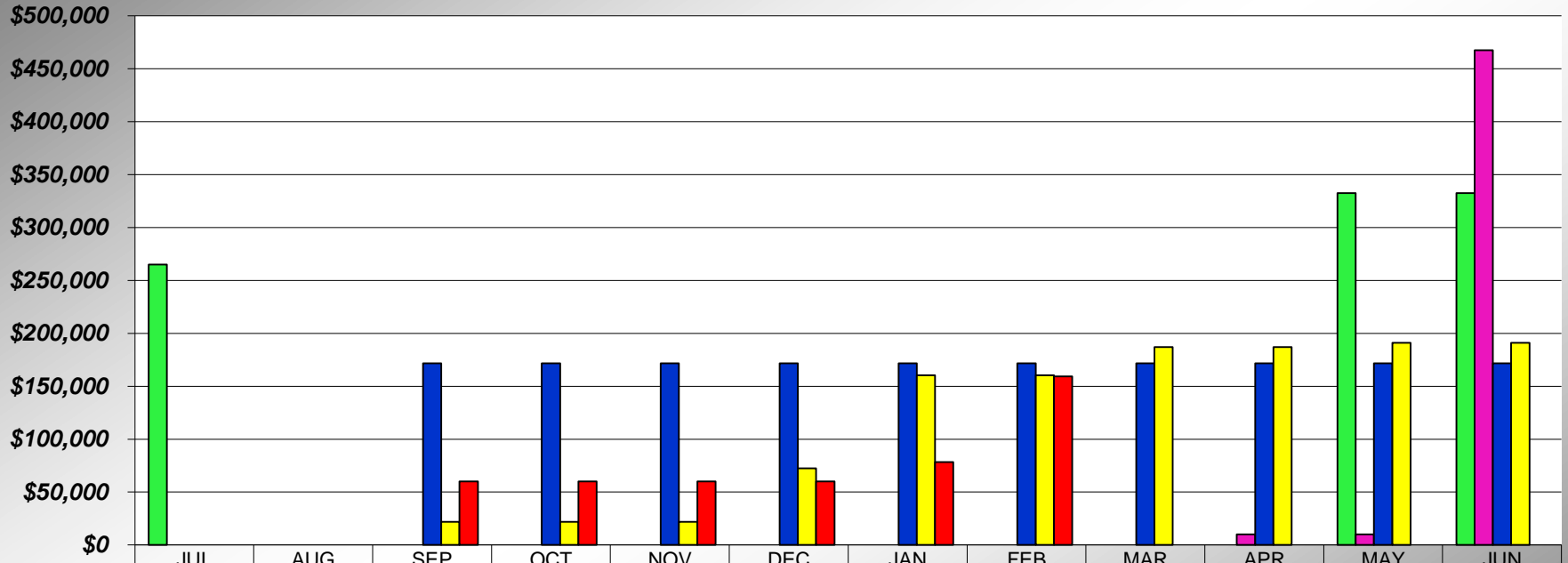
	JUL	AUG	SEP	OCT	NOV	DEC	JAN	FEB	MAR	APR	MAY	JUN
■ 13/14	\$3,054,704	\$7,515,840	\$11,169,498	\$17,402,259	\$19,504,384	\$22,664,165	\$25,824,415	\$27,621,710	\$31,296,131	\$34,347,101	\$39,176,727	\$43,069,416
■ 14/15	\$4,478,004	\$9,632,819	\$14,924,318	\$19,355,421	\$21,970,263	\$23,901,672	\$26,787,053	\$29,215,360	\$33,057,117	\$37,368,723	\$41,791,833	\$44,934,789
■ 15/16	\$5,043,479	\$10,656,735	\$15,190,727	\$22,171,974	\$24,374,827	\$27,454,658	\$30,331,779	\$32,656,186	\$36,035,007	\$43,450,146	\$50,088,111	\$56,049,166
■ 16/17	\$4,683,622	\$9,867,551	\$16,703,819	\$24,472,261	\$27,355,013	\$29,329,466	\$36,451,030	\$39,912,322	\$44,886,873	\$48,612,061	\$53,027,184	\$60,979,558
■ 17/18	\$4,327,955	\$10,149,384	\$14,981,371	\$19,329,098	\$22,227,989	\$24,177,773	\$27,390,038	\$31,923,253				

## PLACER COUNTY BUILDING DEPARTMENT INDUSTRIAL VALUATION



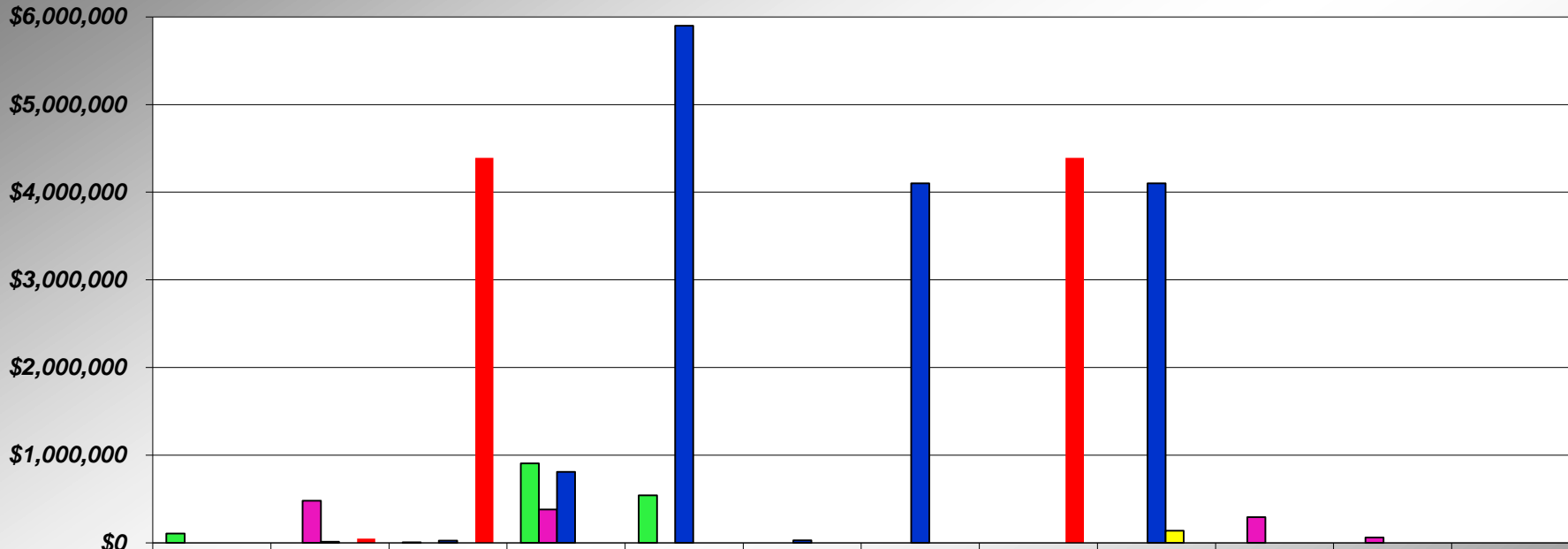
	JUL	AUG	SEP	OCT	NOV	DEC	JAN	FEB	MAR	APR	MAY	JUN
13/14	\$265,006	\$0	\$0	\$0	\$0	\$0	\$0	\$0	\$0	\$0	\$67,414	\$0
14/15	\$0	\$0	\$0	\$0	\$0	\$0	\$0	\$0	\$0	\$10,000	\$0	\$457,416
15/16	\$0	\$0	\$171,745	\$0	\$0	\$0	\$0	\$0	\$0	\$0	\$0	\$0
16/17	\$0	\$0	\$21,781	\$0	\$0	\$50,572	\$87,979	\$0	\$26,572	\$0	\$3,998	\$0
17/18	\$0	\$0	\$59,955	\$0	\$0	\$0	\$18,287	\$81,076				

**PLACER COUNTY BUILDING DEPARTMENT  
INDUSTRIAL  
CUMULATIVE VALUATION**



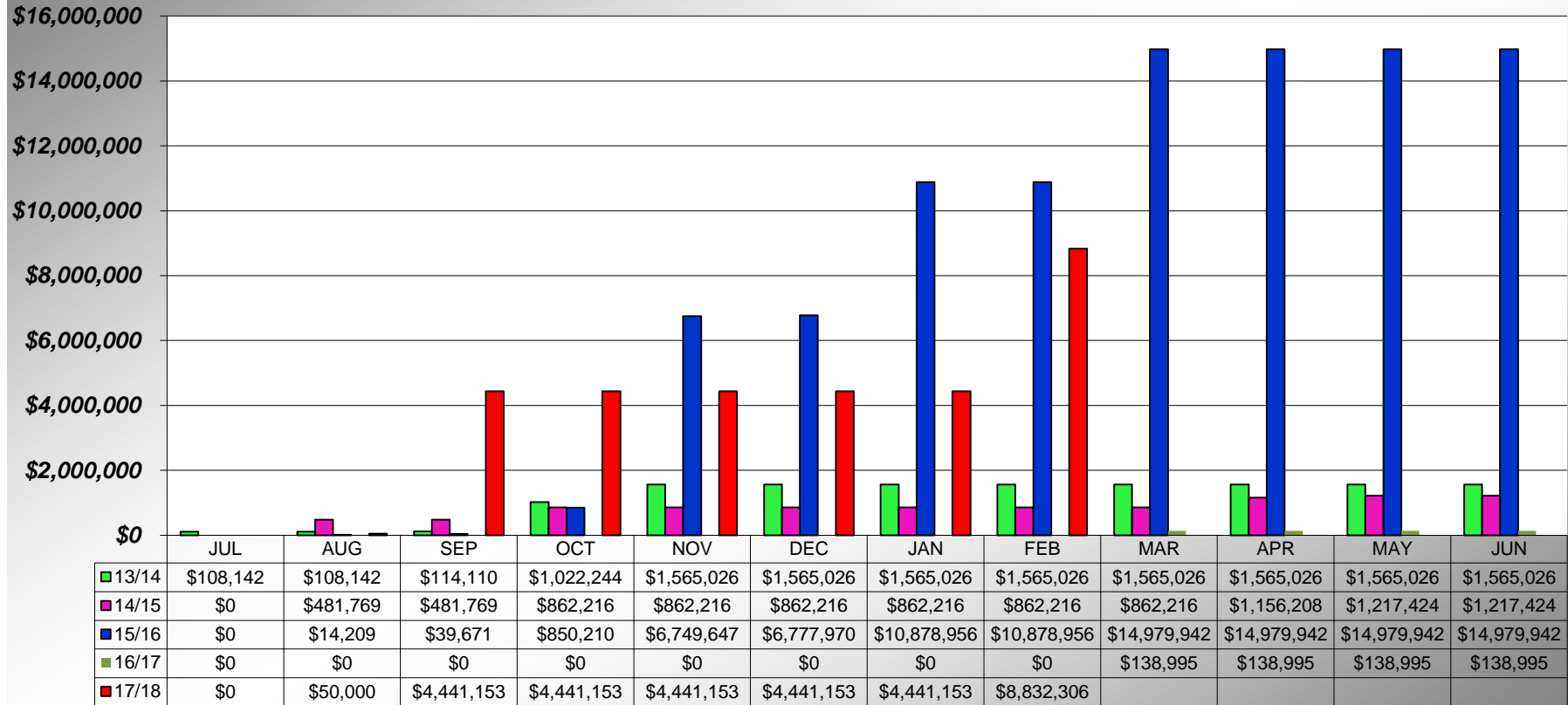
	JUL	AUG	SEP	OCT	NOV	DEC	JAN	FEB	MAR	APR	MAY	JUN
■ 13/14	\$265,006	\$0	\$0	\$0	\$0	\$0	\$0	\$0	\$0	\$0	\$332,420	\$332,420
■ 14/15	\$0	\$0	\$0	\$0	\$0	\$0	\$0	\$0	\$0	\$10,000	\$10,000	\$467,416
■ 15/16	\$0	\$0	\$171,745	\$171,745	\$171,745	\$171,745	\$171,745	\$171,745	\$171,745	\$171,745	\$171,745	\$171,745
■ 16/17	\$0	\$0	\$21,781	\$21,781	\$21,781	\$72,353	\$160,332	\$160,332	\$186,904	\$186,904	\$190,902	\$190,902
■ 17/18	\$0	\$0	\$59,955	\$59,955	\$59,955	\$59,955	\$78,242	\$159,318				

**PLACER COUNTY BUILDING DEPARTMENT  
INSTITUTIONAL VALUATION**  
(Elderly Resident Care Homes/ Churches/Schools)

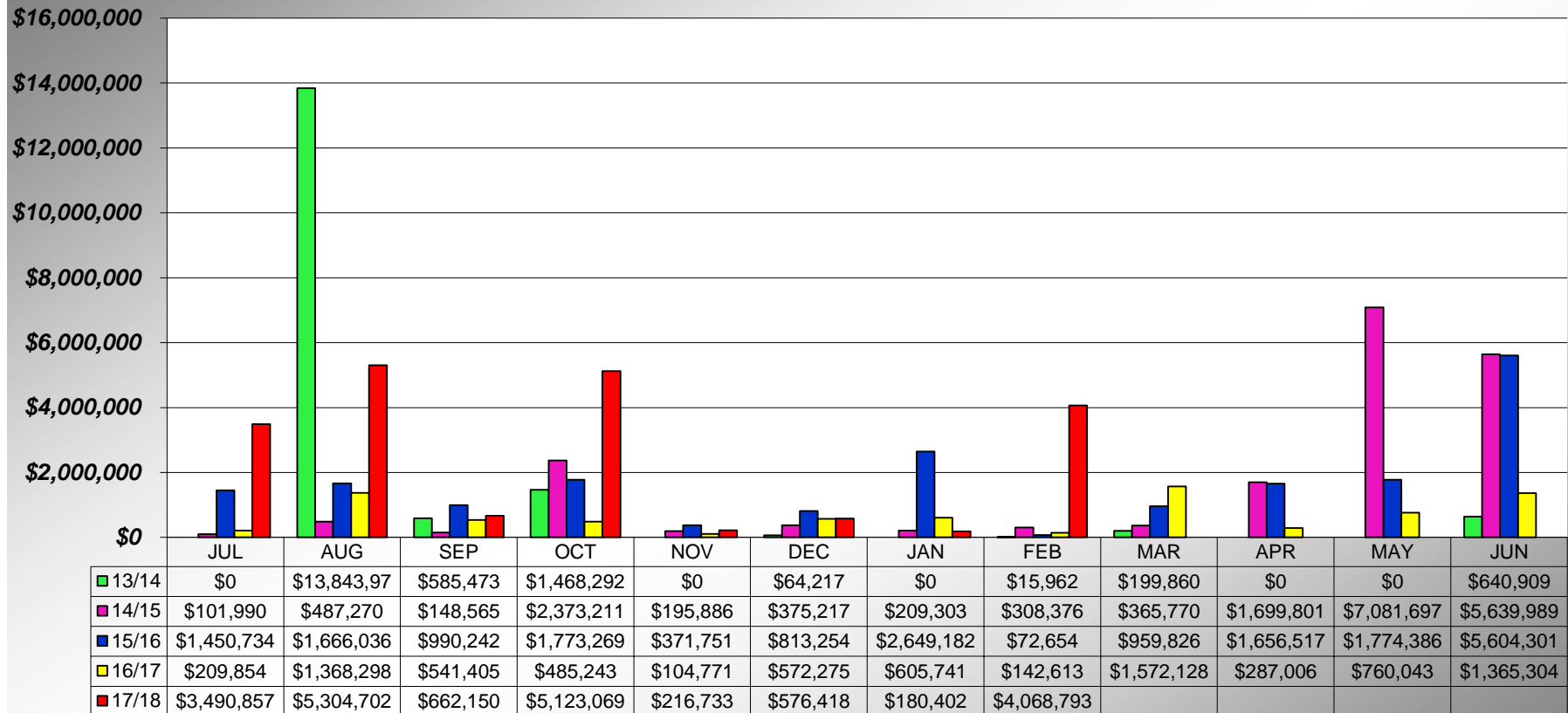


	JUL	AUG	SEP	OCT	NOV	DEC	JAN	FEB	MAR	APR	MAY	JUN
13/14	\$108,142	\$0	\$5,968	\$908,134	\$542,782	\$0	\$0	\$0	\$0	\$0	\$0	\$0
14/15	\$0	\$481,769	\$0	\$380,447	\$0	\$0	\$0	\$0	\$0	\$293,992	\$61,216	\$0
15/16	\$0	\$14,209	\$25,462	\$810,539	\$5,899,437	\$28,323	\$4,100,986	\$0	\$4,100,986	\$0	\$0	\$0
16/17	\$0	\$0	\$0	\$0	\$0	\$0	\$0	\$0	\$138,995	\$0	\$0	\$0
17/18	\$0	\$50,000	\$4,391,153	\$0	\$0	\$0	\$0	\$4,391,153				

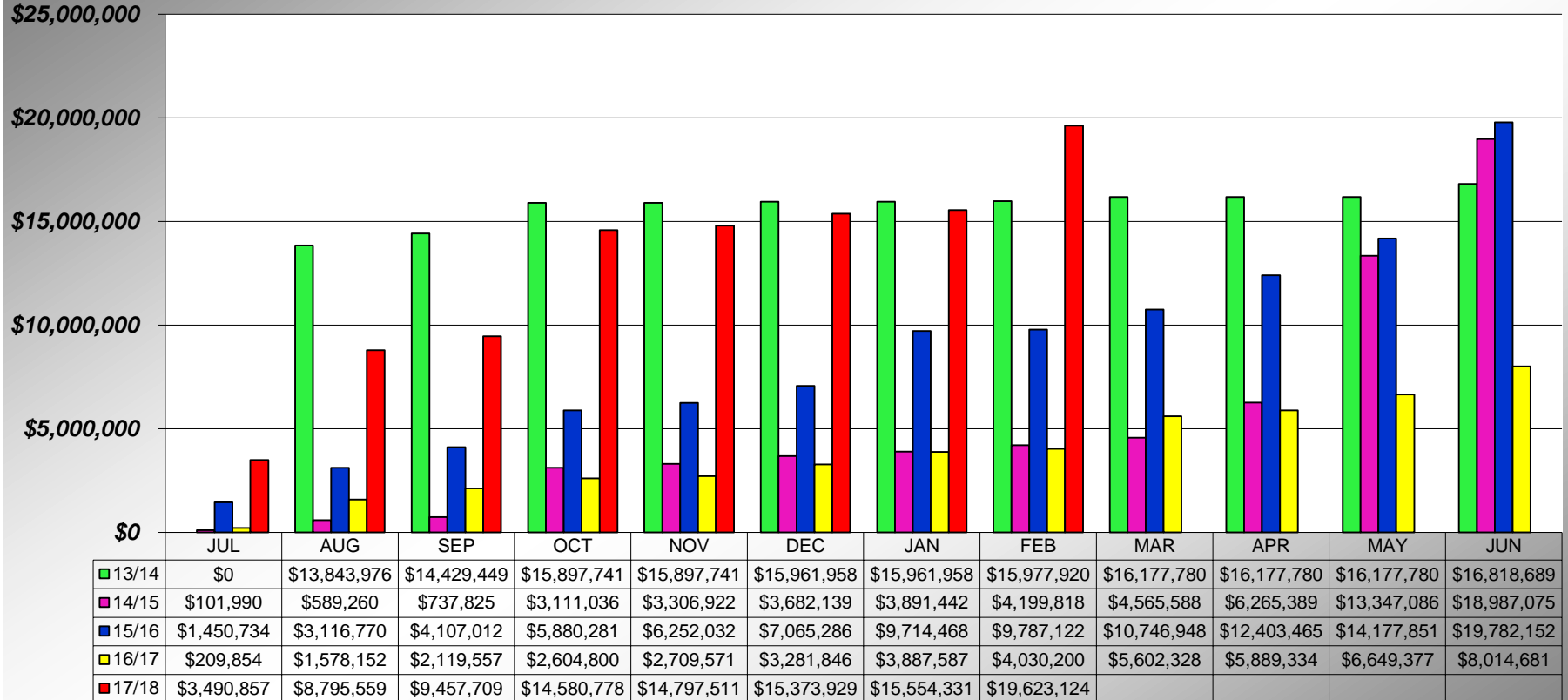
**PLACER COUNTY BUILDING DEPARTMENT  
INSTITUTIONAL  
CUMULATIVE VALUATION  
(Elderly Resident Care Homes/ Churches/Schools)**



**PLACER COUNTY BUILDING DEPARTMENT  
COMMERICAL VALUATION**  
(Recreational Structures/Parking Garages/Service Stations/Offices/Banks/Stores)



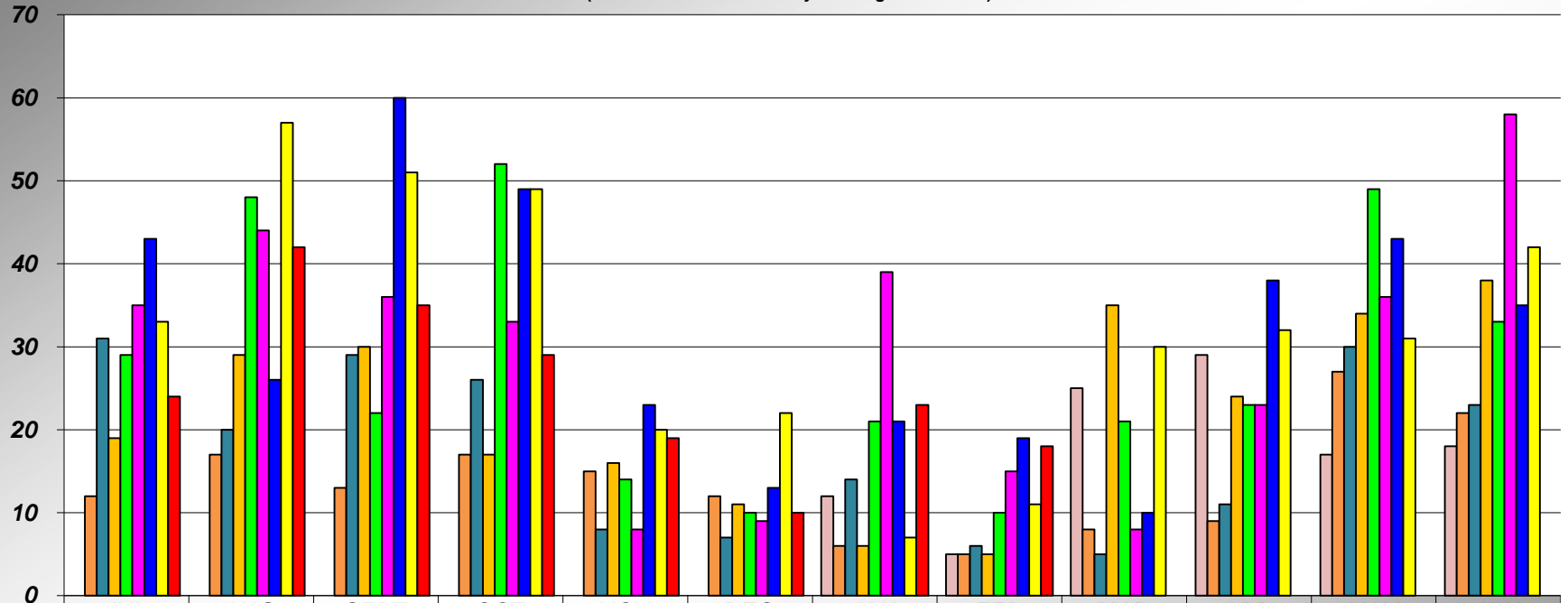
**PLACER COUNTY BUILDING DEPARTMENT  
COMMERICAL  
CUMULATIVE VALUATION**  
(Recreational Structures/Parking Garages/Service Stations/Offices/Banks/Stores)





# PLACER COUNTY BUILDING DEPARTMENT SFD PERMITS ISSUED SUSTAINABILITY

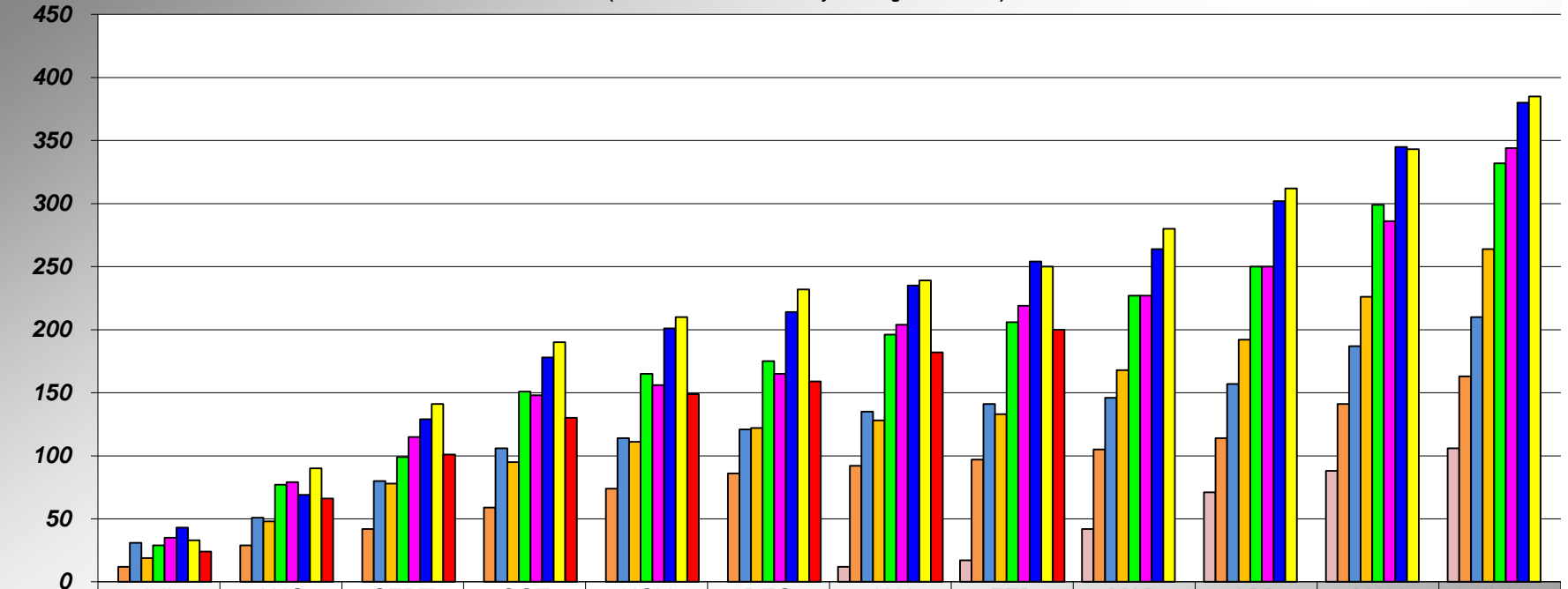
Custom & Subdivision Homes only  
(does not include secondary dwellings or rebuilds)



	JUL	AUG	SEPT	OCT	NOV	DEC	JAN	FEB	MAR	APR	MAY	JUN
09-10							12	5	25	29	17	18
10-11	12	17	13	17	15	12	6	5	8	9	27	22
11-12	31	20	29	26	8	7	14	6	5	11	30	23
12-13	19	29	30	17	16	11	6	5	35	24	34	38
13-14	29	48	22	52	14	10	21	10	21	23	49	33
14-15	35	44	36	33	8	9	39	15	8	23	36	58
15-16	43	26	60	49	23	13	21	19	10	38	43	35
16-17	33	57	51	49	20	22	7	11	30	32	31	42
17-18	24	42	35	29	19	10	23	18			0	

## PLACER COUNTY BUILDING DEPARTMENT CUMULATIVE SFD PERMITS ISSUED SUSTAINABILITY

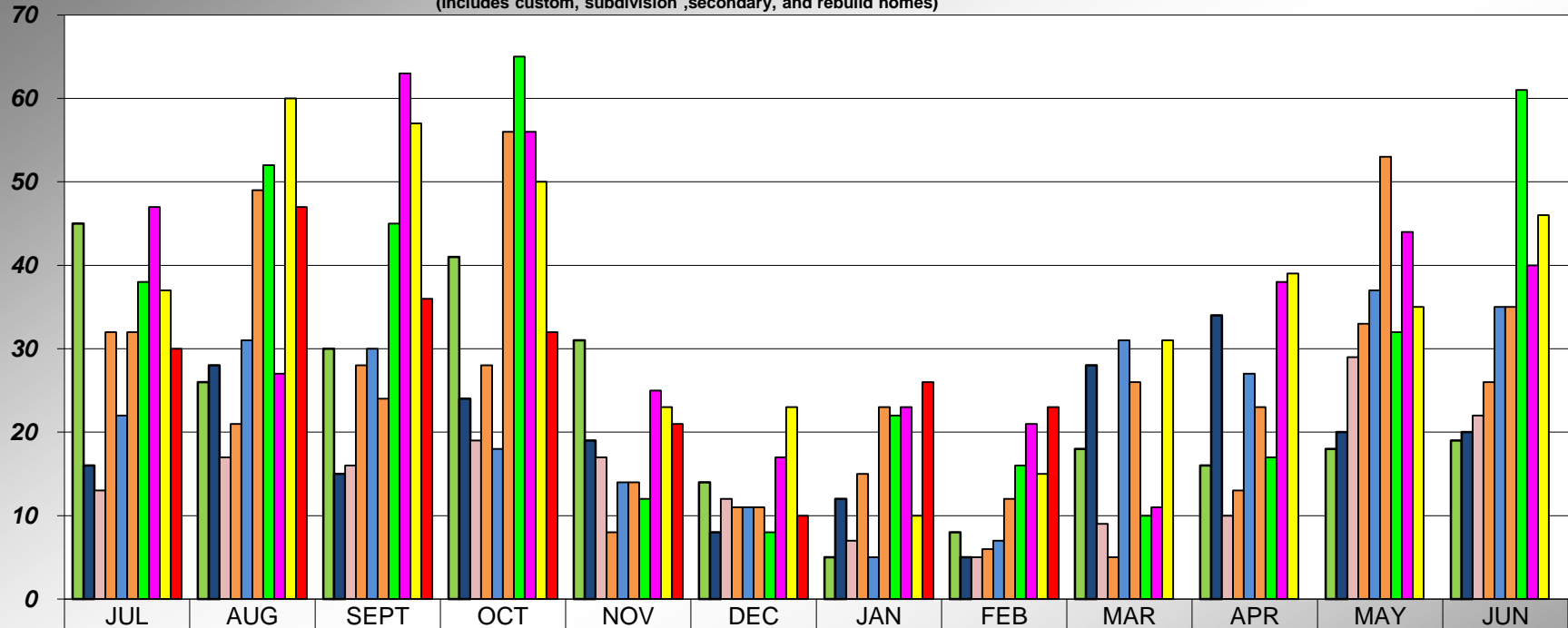
Custom & Subdivision Homes only  
(does not include secondary dwellings or rebuilds)



	JUL	AUG	SEPT	OCT	NOV	DEC	JAN	FEB	MAR	APR	MAY	JUN
09-10							12	17	42	71	88	106
10-11	12	29	42	59	74	86	92	97	105	114	141	163
11-12	31	51	80	106	114	121	135	141	146	157	187	210
12-13	19	48	78	95	111	122	128	133	168	192	226	264
13-14	29	77	99	151	165	175	196	206	227	250	299	332
14-15	35	79	115	148	156	165	204	219	227	250	286	344
15-16	43	69	129	178	201	214	235	254	264	302	345	380
16-17	33	90	141	190	210	232	239	250	280	312	343	385
17-18	24	66	101	130	149	159	182	200				

## PLACER COUNTY BUILDING DEPARTMENT SFD PERMITS ISSUED

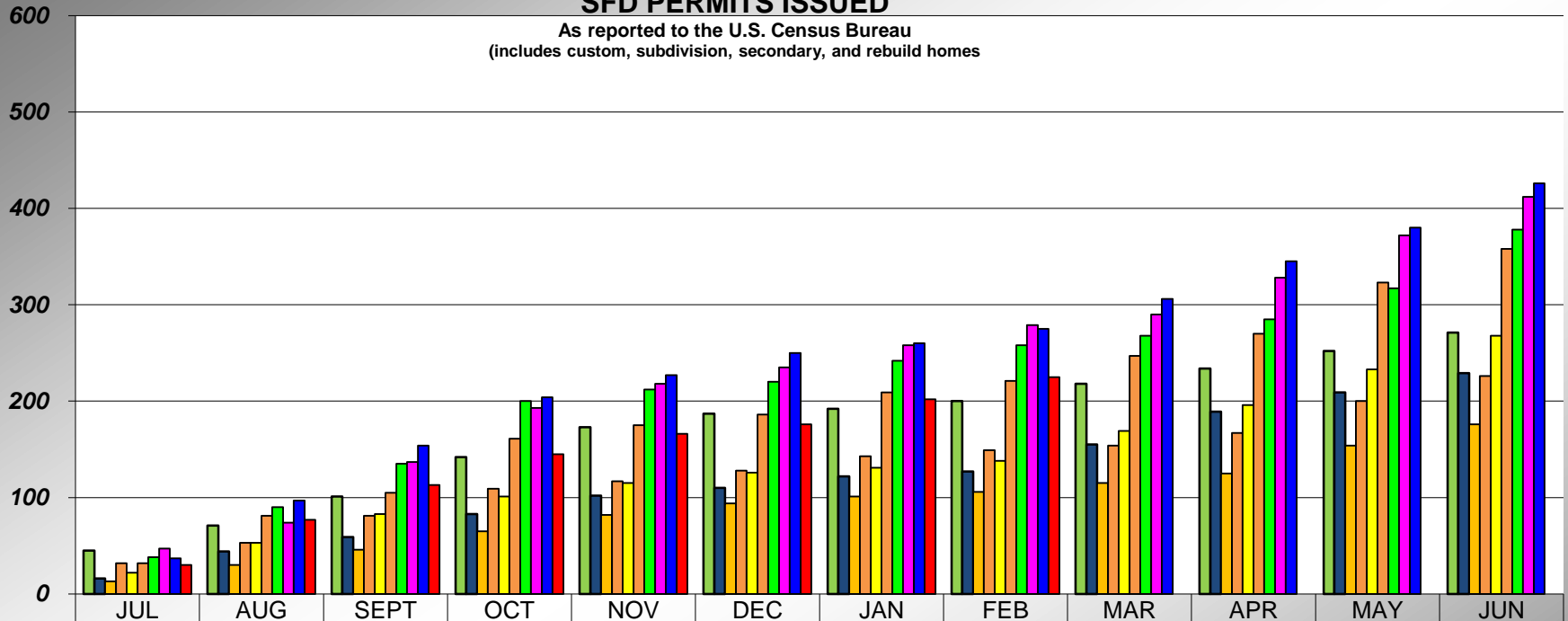
As reported to the U.S. Census Bureau  
(includes custom, subdivision ,secondary, and rebuild homes)



	JUL	AUG	SEPT	OCT	NOV	DEC	JAN	FEB	MAR	APR	MAY	JUN
08-09	45	26	30	41	31	14	5	8	18	16	18	19
09-10	16	28	15	24	19	8	12	5	28	34	20	20
10-11	13	17	16	19	17	12	7	5	9	10	29	22
11-12	32	21	28	28	8	11	15	6	5	13	33	26
12-13	22	31	30	18	14	11	5	7	31	27	37	35
13-14	32	49	24	56	14	11	23	12	26	23	53	35
14-15	38	52	45	65	12	8	22	16	10	17	32	61
15-16	47	27	63	56	25	17	23	21	11	38	44	40
16-17	37	60	57	50	23	23	10	15	31	39	35	46
17-18	30	47	36	32	21	10	26	23				

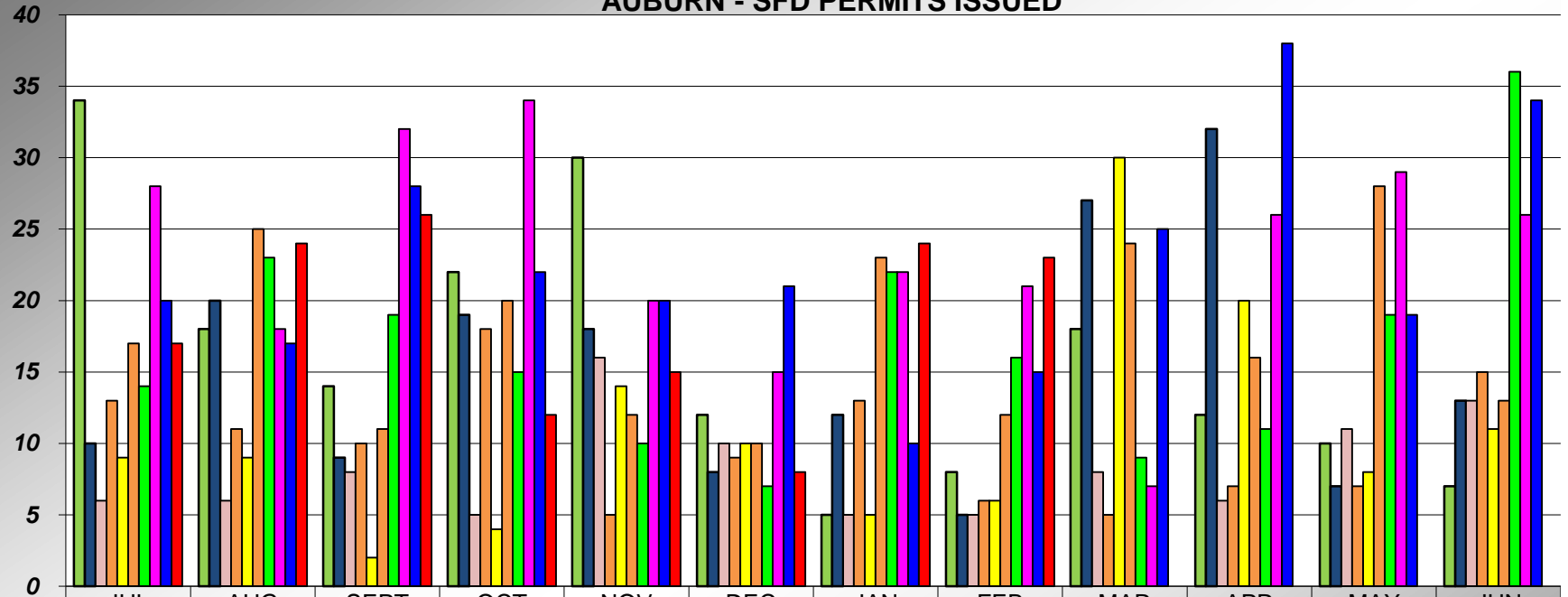
## PLACER COUNTY BUILDING DEPARTMENT CUMULATIVE SFD PERMITS ISSUED

As reported to the U.S. Census Bureau  
(includes custom, subdivision, secondary, and rebuild homes)



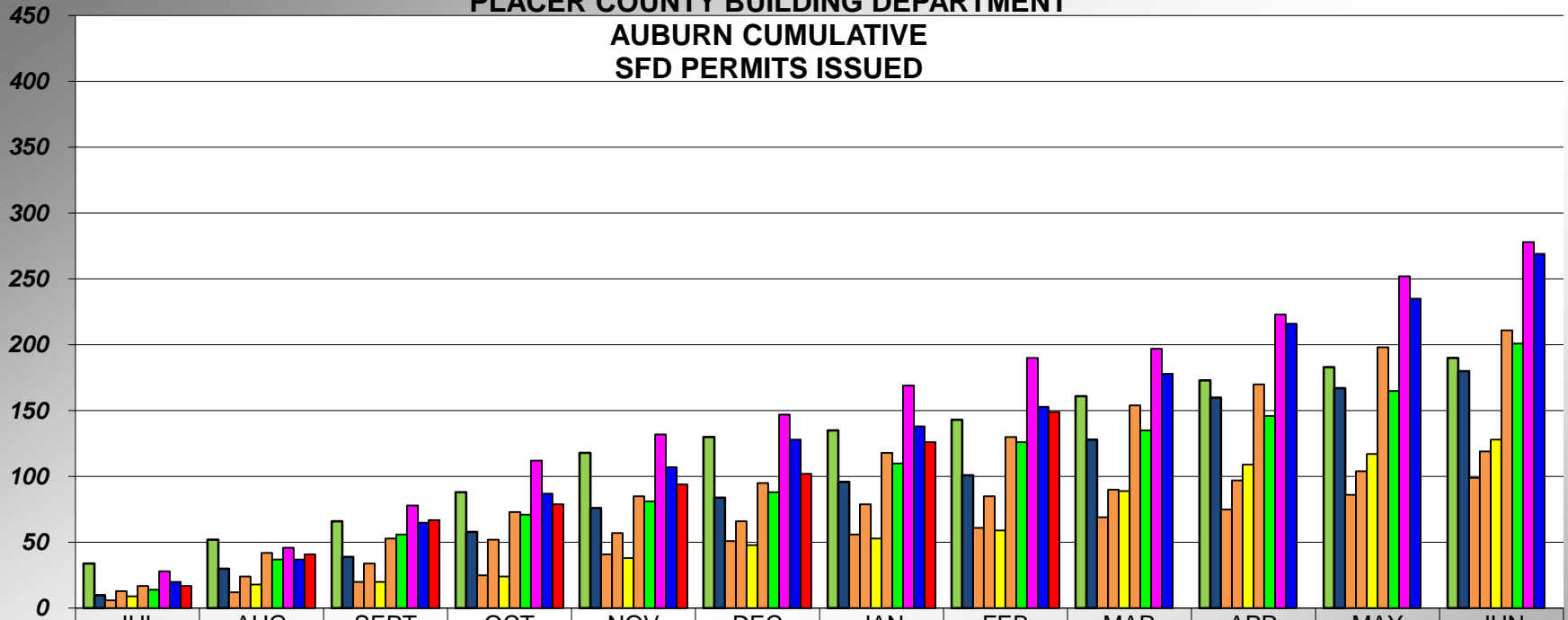
	JUL	AUG	SEPT	OCT	NOV	DEC	JAN	FEB	MAR	APR	MAY	JUN
08-09	45	71	101	142	173	187	192	200	218	234	252	271
09-10	16	44	59	83	102	110	122	127	155	189	209	229
10-11	13	30	46	65	82	94	101	106	115	125	154	176
11-12	32	53	81	109	117	128	143	149	154	167	200	226
12-13	22	53	83	101	115	126	131	138	169	196	233	268
13-14	32	81	105	161	175	186	209	221	247	270	323	358
14-15	38	90	135	200	212	220	242	258	268	285	317	378
15-16	47	74	137	193	218	235	258	279	290	328	372	412
16-17	37	97	154	204	227	250	260	275	306	345	380	426
17-18	30	77	113	145	166	176	202	225				

**PLACER COUNTY BUILDING DEPARTMENT  
AUBURN - SFD PERMITS ISSUED**



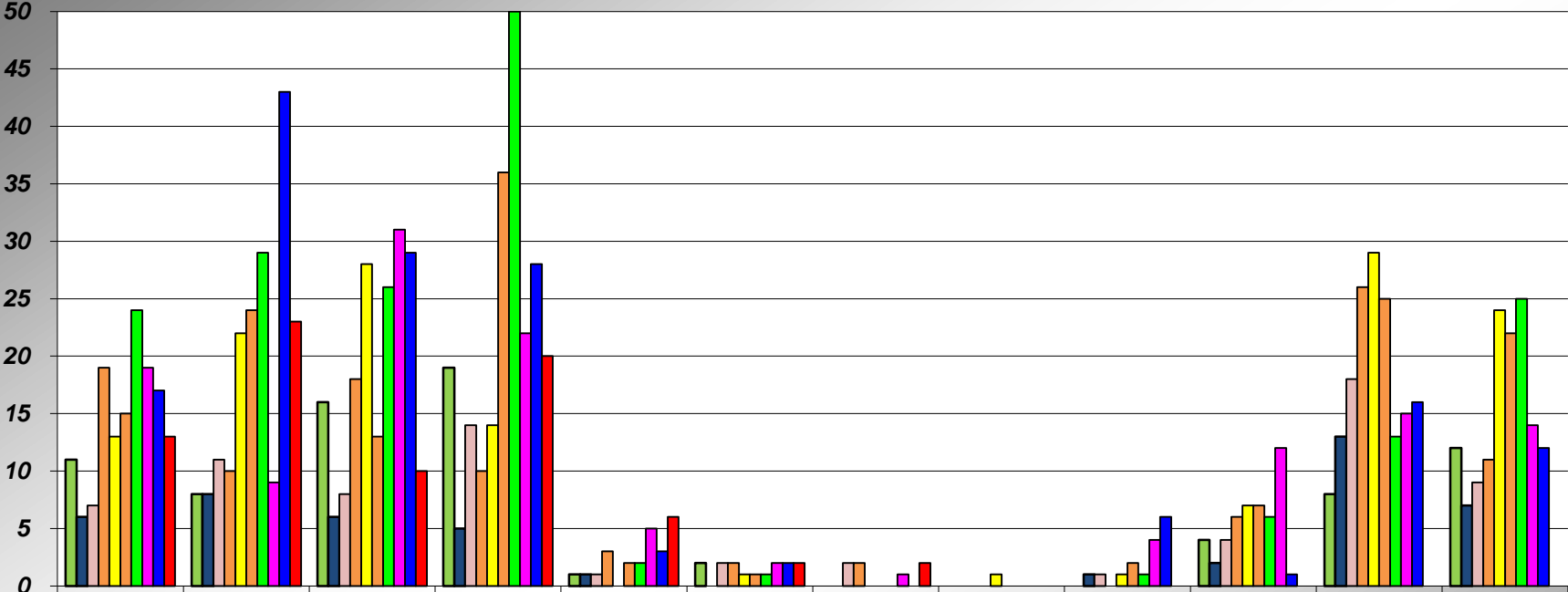
	JUL	AUG	SEPT	OCT	NOV	DEC	JAN	FEB	MAR	APR	MAY	JUN
08-09	34	18	14	22	30	12	5	8	18	12	10	7
09-10	10	20	9	19	18	8	12	5	27	32	7	13
10-11	6	6	8	5	16	10	5	5	8	6	11	13
11-12	13	11	10	18	5	9	13	6	5	7	7	15
12-13	9	9	2	4	14	10	5	6	30	20	8	11
13-14	17	25	11	20	12	10	23	12	24	16	28	13
14-15	14	23	19	15	10	7	22	16	9	11	19	36
15-16	28	18	32	34	20	15	22	21	7	26	29	26
16-17	20	17	28	22	20	21	10	15	25	38	19	34
17-18	17	24	26	12	15	8	24	23				

**PLACER COUNTY BUILDING DEPARTMENT  
AUBURN CUMULATIVE  
SFD PERMITS ISSUED**



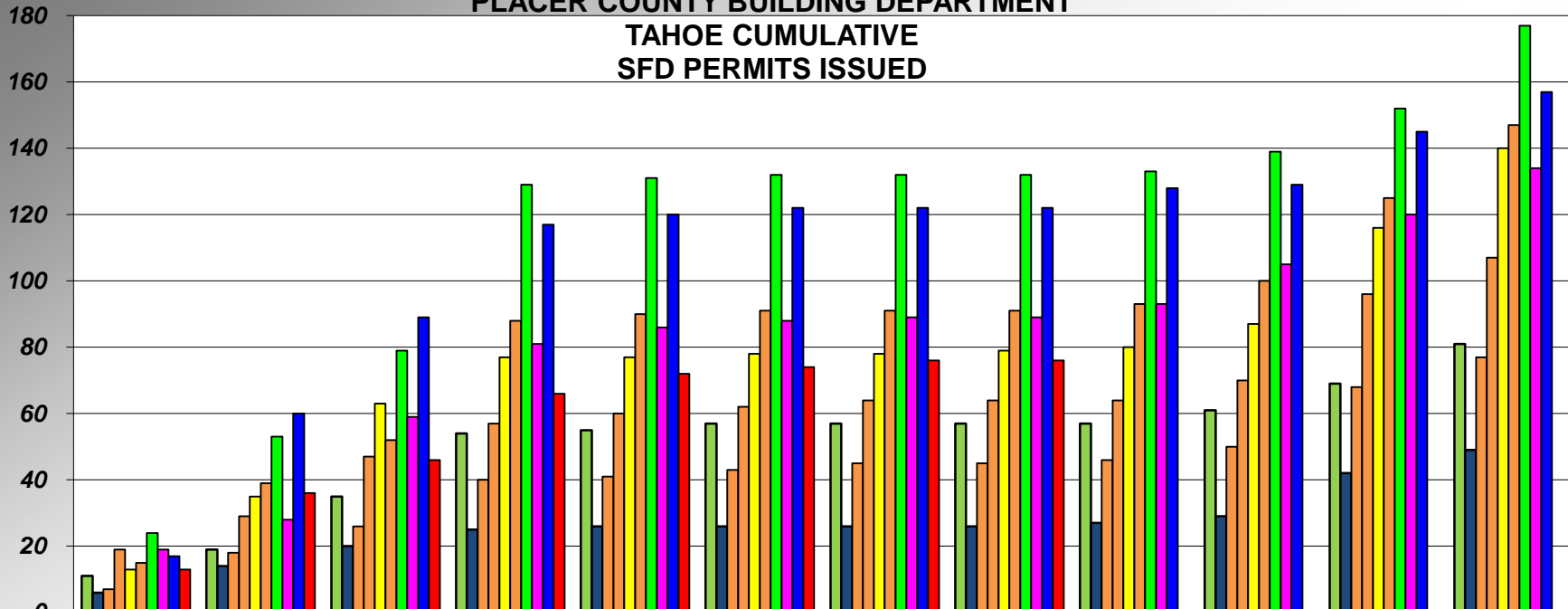
	JUL	AUG	SEPT	OCT	NOV	DEC	JAN	FEB	MAR	APR	MAY	JUN
08-09	34	52	66	88	118	130	135	143	161	173	183	190
09-10	10	30	39	58	76	84	96	101	128	160	167	180
10-11	6	12	20	25	41	51	56	61	69	75	86	99
11-12	13	24	34	52	57	66	79	85	90	97	104	119
12-13	9	18	20	24	38	48	53	59	89	109	117	128
13-14	17	42	53	73	85	95	118	130	154	170	198	211
14-15	14	37	56	71	81	88	110	126	135	146	165	201
15-16	28	46	78	112	132	147	169	190	197	223	252	278
16-17	20	37	65	87	107	128	138	153	178	216	235	269
17-18	17	41	67	79	94	102	126	149				

**PLACER COUNTY BUILDING DEPARTMENT  
TAHOE - SFD PERMITS ISSUED**



	JUL	AUG	SEPT	OCT	NOV	DEC	JAN	FEB	MAR	APR	MAY	JUN
08-09	11	8	16	19	1	2	0	0	0	4	8	12
09-10	6	8	6	5	1	0	0	0	1	2	13	7
10-11	7	11	8	14	1	2	2	0	1	4	18	9
11-12	19	10	18	10	3	2	2	0	0	6	26	11
12-13	13	22	28	14	0	1	0	1	1	7	29	24
13-14	15	24	13	36	2	1	0	0	2	7	25	22
14-15	24	29	26	50	2	1	0	0	1	6	13	25
15-16	19	9	31	22	5	2	1	0	4	12	15	14
16-17	17	43	29	28	3	2	0	0	6	1	16	12
17-18	13	23	10	20	6	2	2	0				

**PLACER COUNTY BUILDING DEPARTMENT  
TAHOE CUMULATIVE  
SFD PERMITS ISSUED**



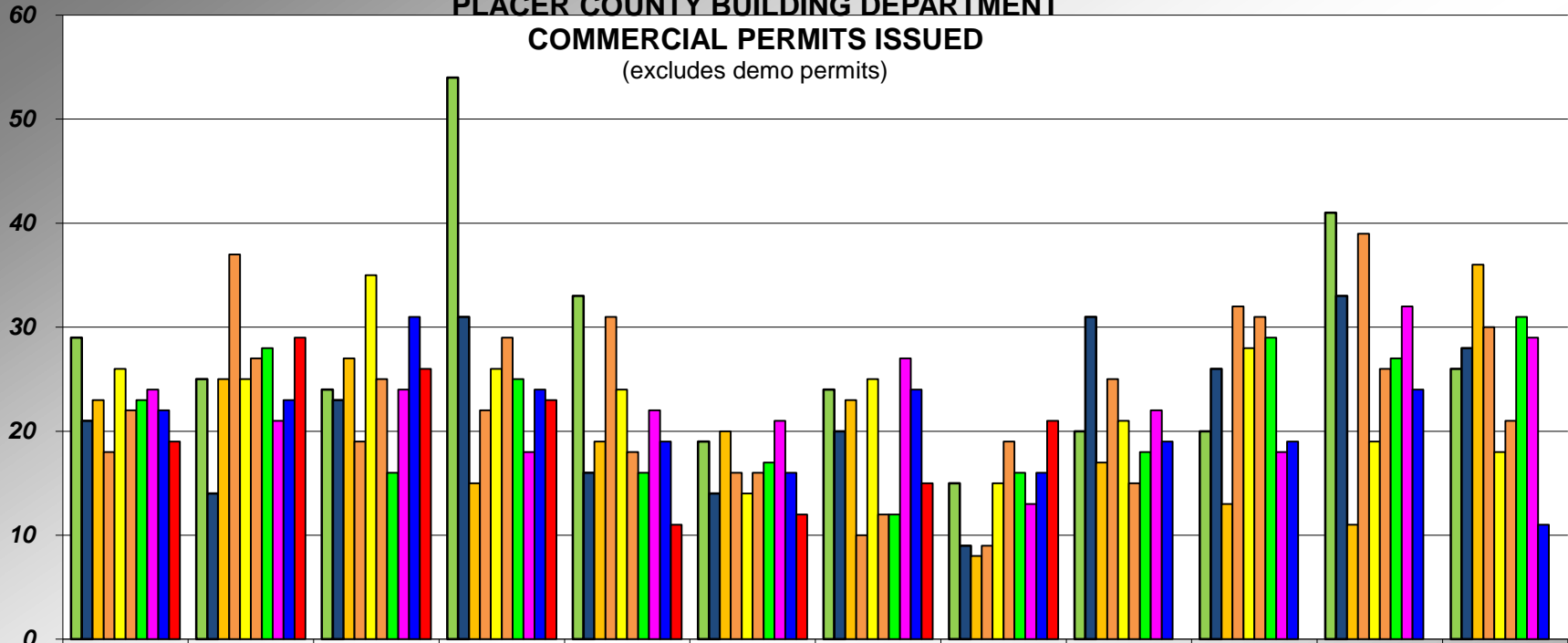
	JUL	AUG	SEPT	OCT	NOV	DEC	JAN	FEB	MAR	APR	MAY	JUN
08-09	11	19	35	54	55	57	57	57	57	61	69	81
09-10	6	14	20	25	26	26	26	26	27	29	42	49
10-11	7	18	26	40	41	43	45	45	46	50	68	77
11-12	19	29	47	57	60	62	64	64	64	70	96	107
12-13	13	35	63	77	77	78	78	79	80	87	116	140
13-14	15	39	52	88	90	91	91	91	93	100	125	147
14-15	24	53	79	129	131	132	132	132	133	139	152	177
15-16	19	28	59	81	86	88	89	89	93	105	120	134
16-17	17	60	89	117	120	122	122	122	128	129	145	157
17-18	13	36	46	66	72	74	76	76				



## PLACER COUNTY BUILDING DEPARTMENT

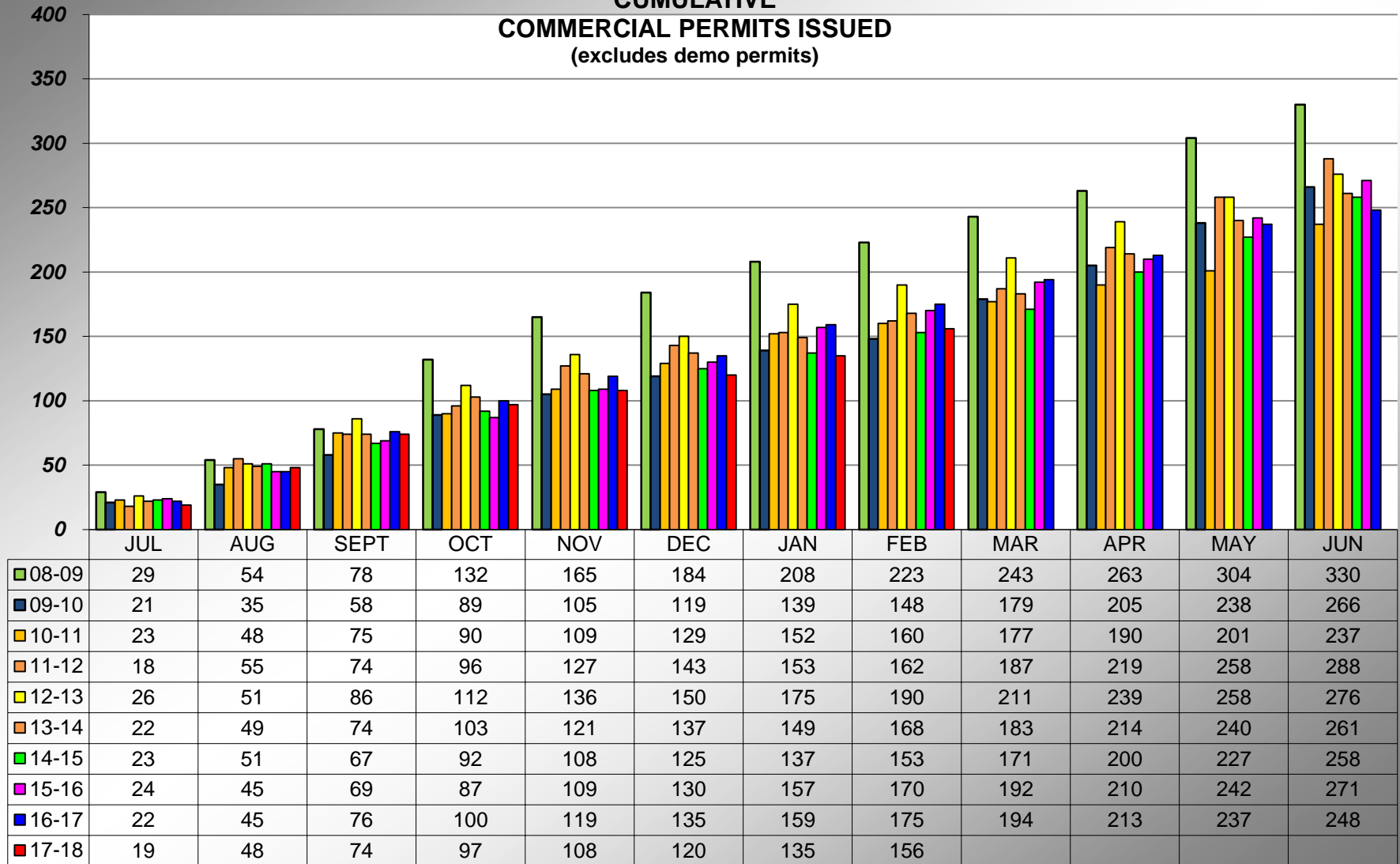
### COMMERCIAL PERMITS ISSUED

(excludes demo permits)

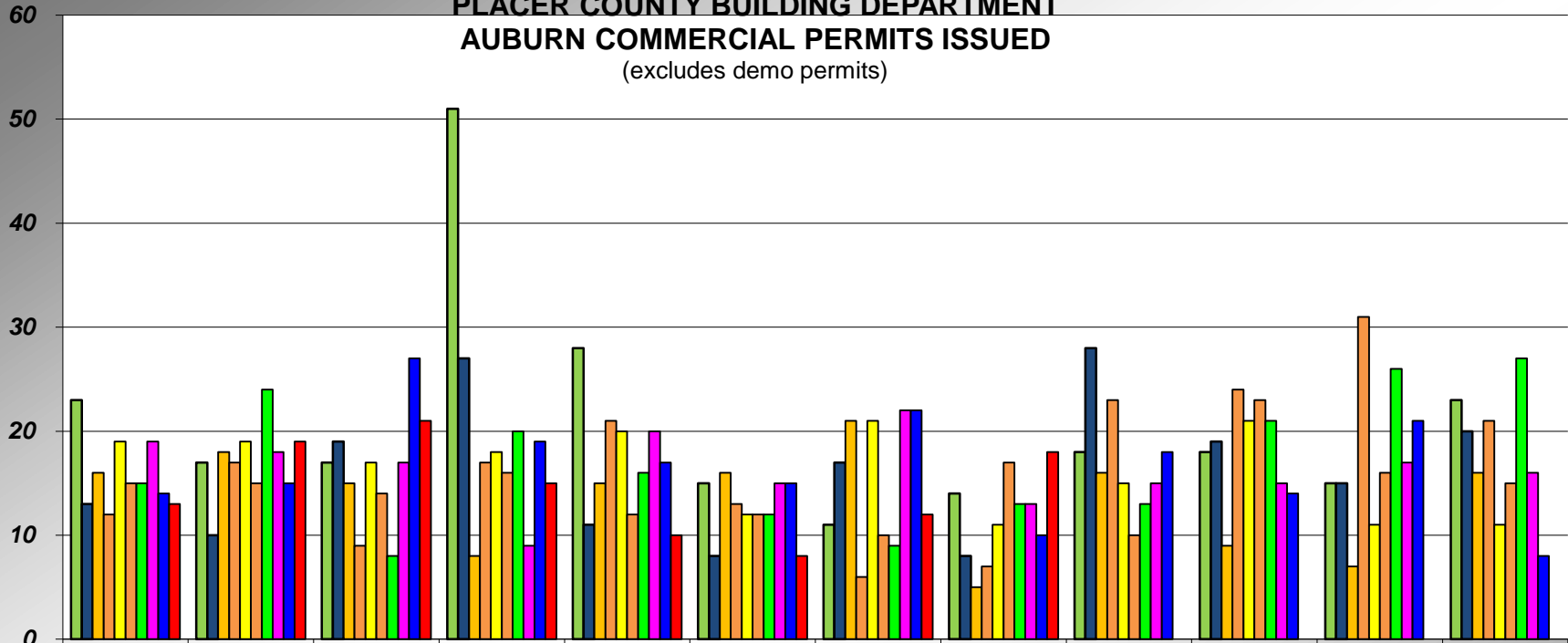


	JUL	AUG	SEP	OCT	NOV	DEC	JAN	FEB	MAR	APR	MAY	JUN
08-09	29	25	24	54	33	19	24	15	20	20	41	26
09-10	21	14	23	31	16	14	20	9	31	26	33	28
10-11	23	25	27	15	19	20	23	8	17	13	11	36
11-12	18	37	19	22	31	16	10	9	25	32	39	30
12-13	26	25	35	26	24	14	25	15	21	28	19	18
13-14	22	27	25	29	18	16	12	19	15	31	26	21
14-15	23	28	16	25	16	17	12	16	18	29	27	31
15-16	24	21	24	18	22	21	27	13	22	18	32	29
16-17	22	23	31	24	19	16	24	16	19	19	24	11
17-18	19	29	26	23	11	12	15	21				

**PLACER COUNTY BUILDING DEPARTMENT  
CUMULATIVE  
COMMERCIAL PERMITS ISSUED  
(excludes demo permits)**

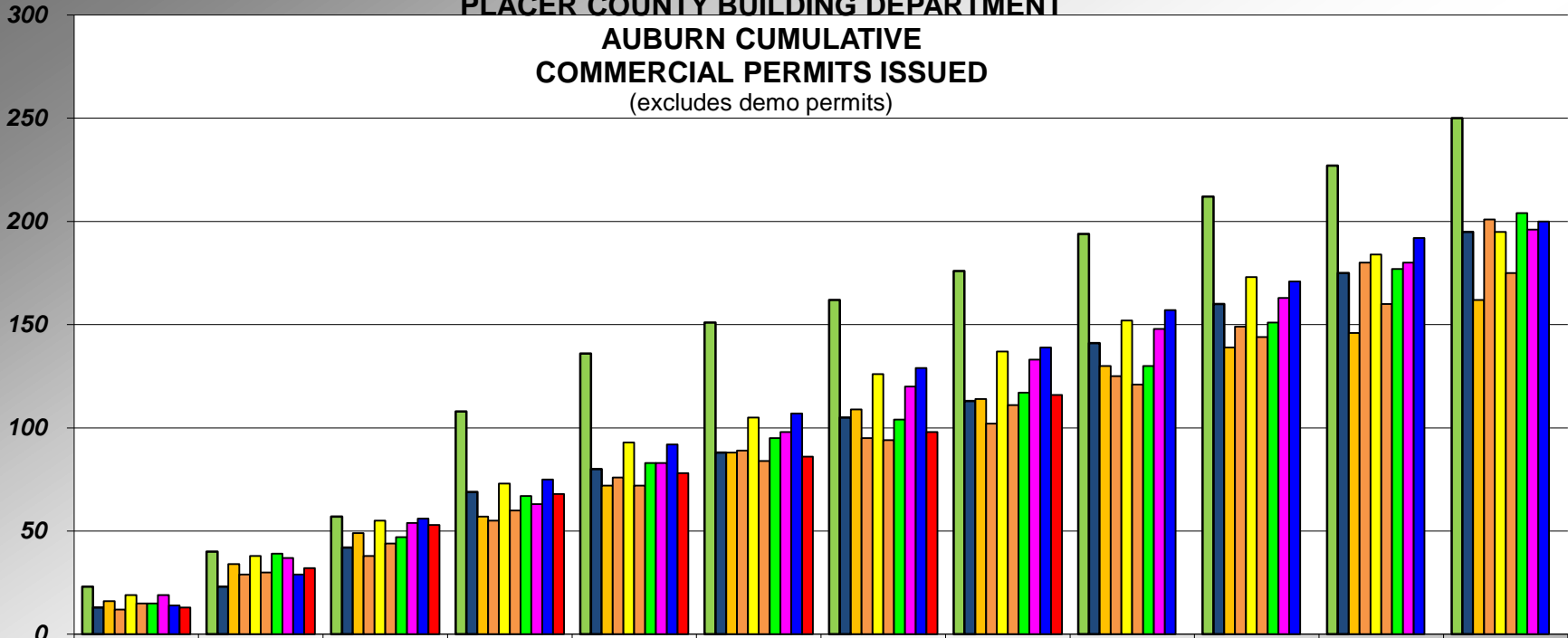


**PLACER COUNTY BUILDING DEPARTMENT**  
**AUBURN COMMERCIAL PERMITS ISSUED**  
(excludes demo permits)



	JUL	AUG	SEP	OCT	NOV	DEC	JAN	FEB	MAR	APR	MAY	JUN
08-09	23	17	17	51	28	15	11	14	18	18	15	23
09-10	13	10	19	27	11	8	17	8	28	19	15	20
10-11	16	18	15	8	15	16	21	5	16	9	7	16
11-12	12	17	9	17	21	13	6	7	23	24	31	21
12-13	19	19	17	18	20	12	21	11	15	21	11	11
13-14	15	15	14	16	12	12	10	17	10	23	16	15
14-15	15	24	8	20	16	12	9	13	13	21	26	27
15-16	19	18	17	9	20	15	22	13	15	15	17	16
16-17	14	15	27	19	17	15	22	10	18	14	21	8
17-18	13	19	21	15	10	8	12	18				

**PLACER COUNTY BUILDING DEPARTMENT**  
**AUBURN CUMULATIVE**  
**COMMERCIAL PERMITS ISSUED**  
(excludes demo permits)

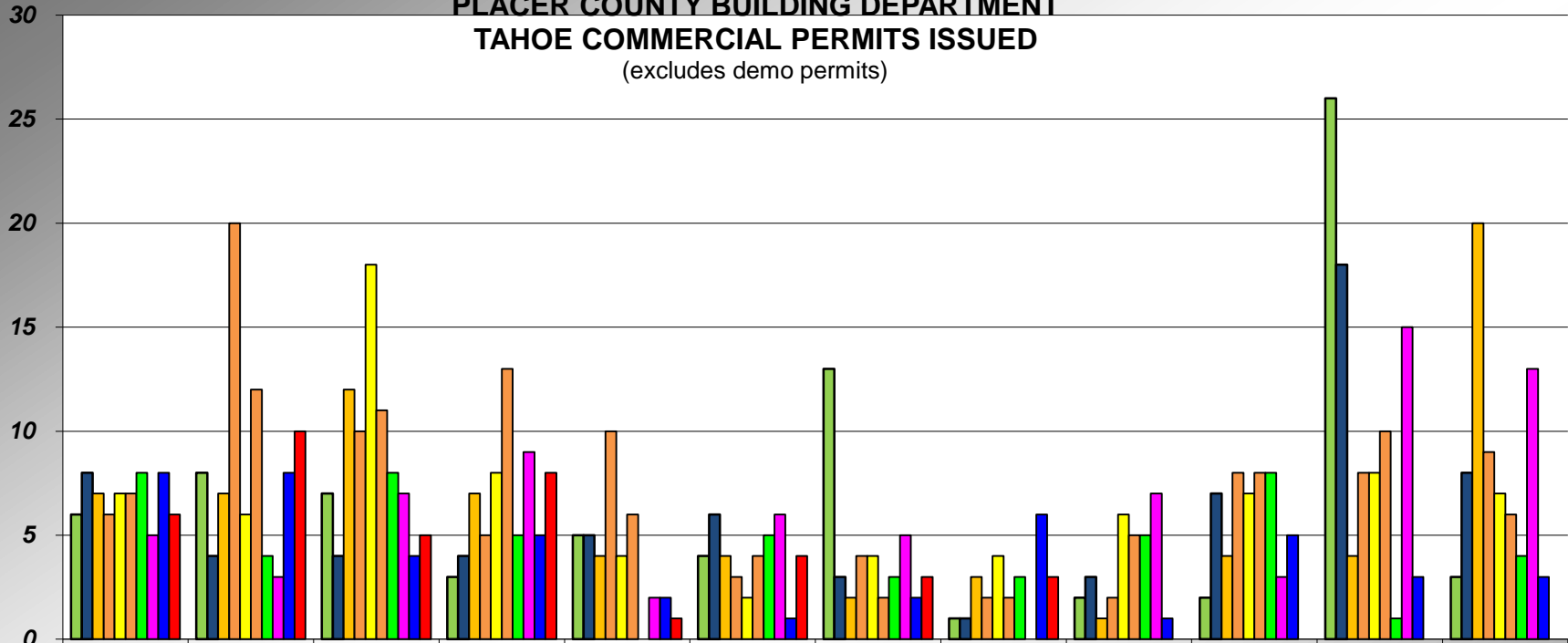


	JUL	AUG	SEPT	OCT	NOV	DEC	JAN	FEB	MAR	APR	MAY	JUN
08-09	23	40	57	108	136	151	162	176	194	212	227	250
09-10	13	23	42	69	80	88	105	113	141	160	175	195
10-11	16	34	49	57	72	88	109	114	130	139	146	162
11-12	12	29	38	55	76	89	95	102	125	149	180	201
12-13	19	38	55	73	93	105	126	137	152	173	184	195
13-14	15	30	44	60	72	84	94	111	121	144	160	175
14-15	15	39	47	67	83	95	104	117	130	151	177	204
15-16	19	37	54	63	83	98	120	133	148	163	180	196
16-17	14	29	56	75	92	107	129	139	157	171	192	200
17-18	13	32	53	68	78	86	98	116				

## PLACER COUNTY BUILDING DEPARTMENT

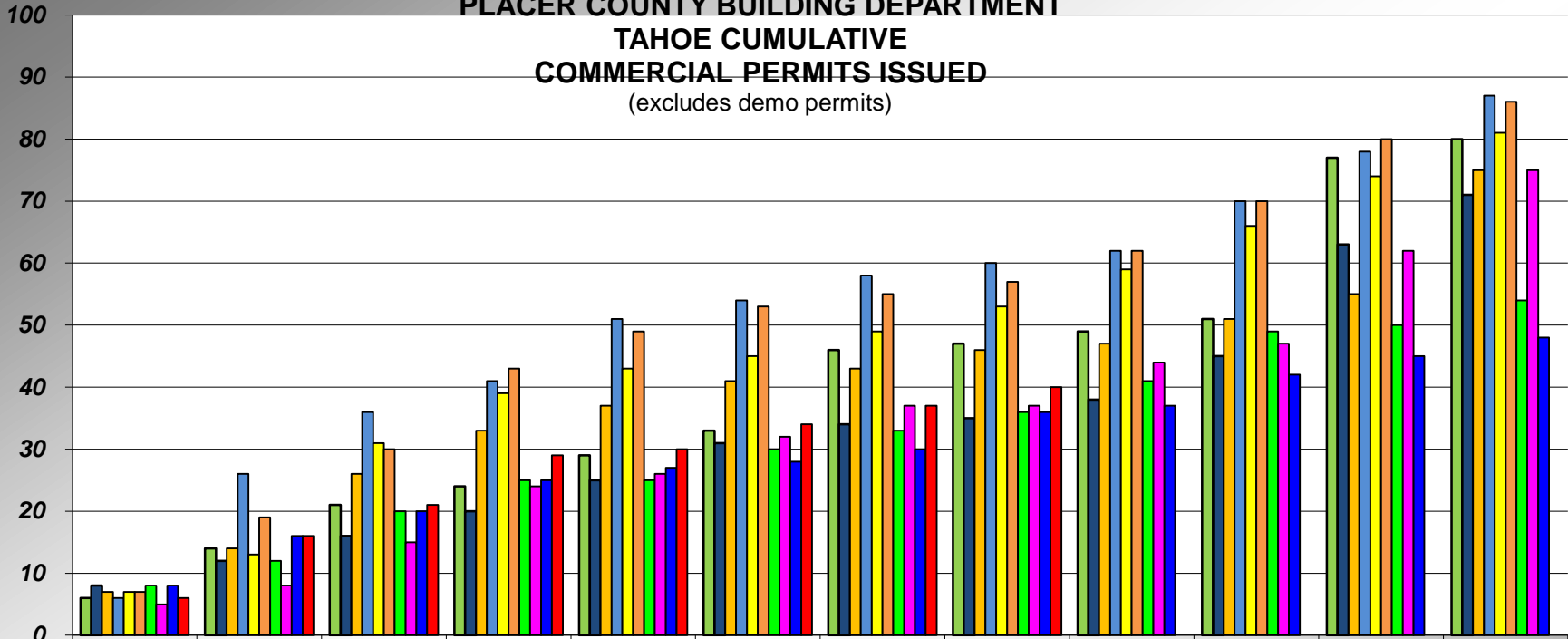
### TAHOE COMMERCIAL PERMITS ISSUED

(excludes demo permits)



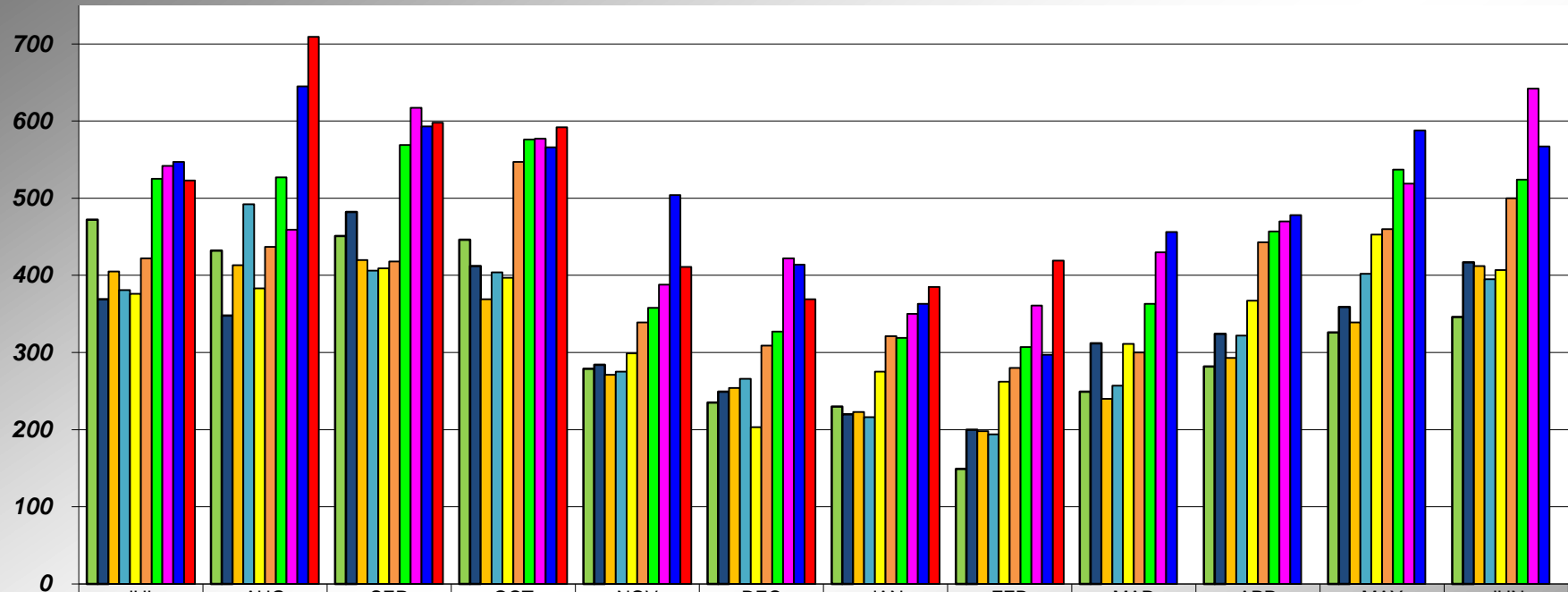
	JUL	AUG	SEP	OCT	NOV	DEC	JAN	FEB	MAR	APR	MAY	JUN
■ 08-09	6	8	7	3	5	4	13	1	2	2	26	3
■ 09-10	8	4	4	4	5	6	3	1	3	7	18	8
■ 10-11	7	7	12	7	4	4	2	3	1	4	4	20
■ 11-12	6	20	10	5	10	3	4	2	2	8	8	9
■ 12-13	7	6	18	8	4	2	4	4	6	7	8	7
■ 13-14	7	12	11	13	6	4	2	2	5	8	10	6
■ 14-15	8	4	8	5	0	5	3	3	5	8	1	4
■ 15-16	5	3	7	9	2	6	5	0	7	3	15	13
■ 16-17	8	8	4	5	2	1	2	6	1	5	3	3
■ 17-18	6	10	5	8	1	4	3	3				

**PLACER COUNTY BUILDING DEPARTMENT**  
**TAHOE CUMULATIVE**  
**COMMERCIAL PERMITS ISSUED**  
(excludes demo permits)



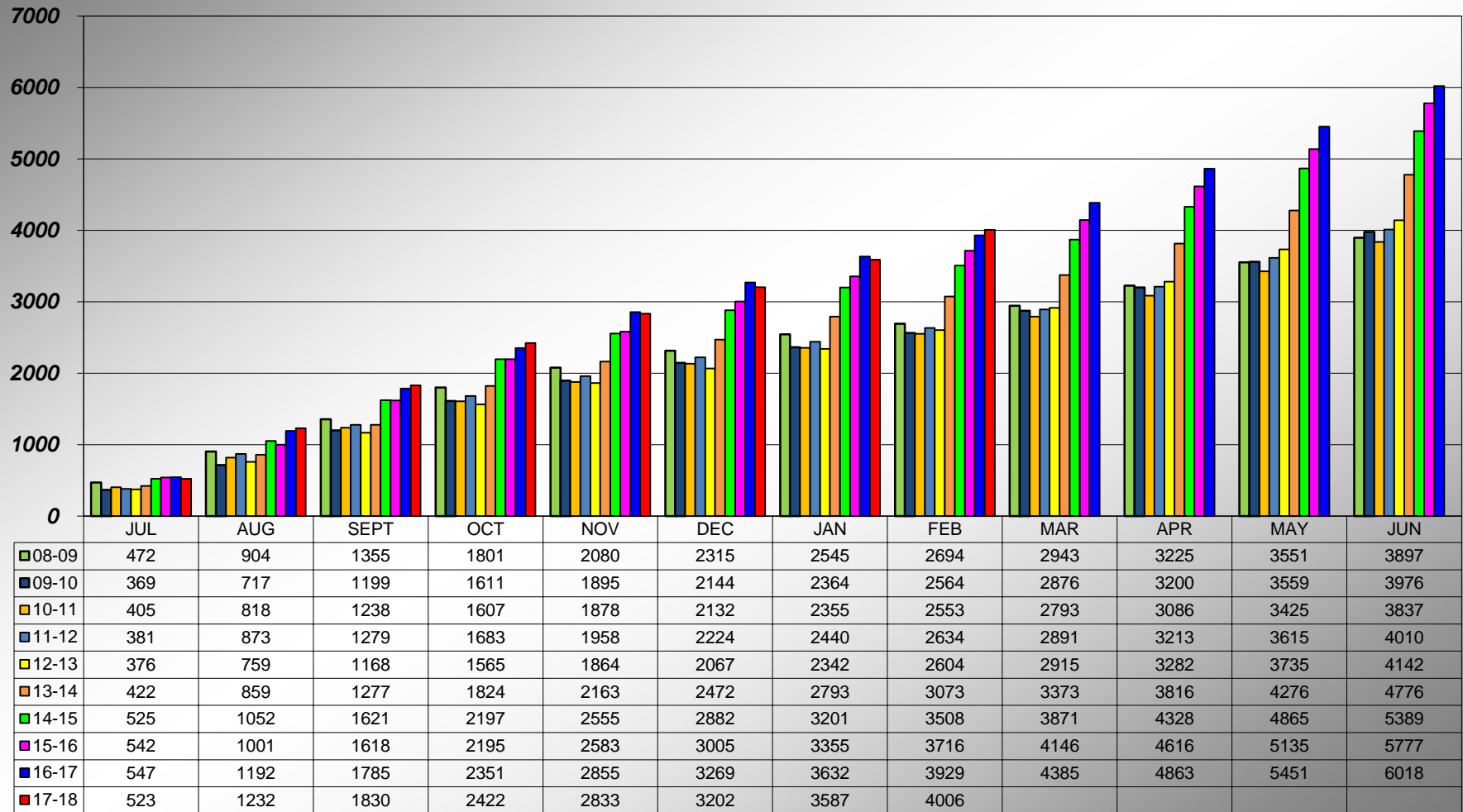
	JUL	AUG	SEPT	OCT	NOV	DEC	JAN	FEB	MAR	APR	MAY	JUN
08-09	6	14	21	24	29	33	46	47	49	51	77	80
09-10	8	12	16	20	25	31	34	35	38	45	63	71
10-11	7	14	26	33	37	41	43	46	47	51	55	75
11-12	6	26	36	41	51	54	58	60	62	70	78	87
12-13	7	13	31	39	43	45	49	53	59	66	74	81
13-14	7	19	30	43	49	53	55	57	62	70	80	86
14-15	8	12	20	25	25	30	33	36	41	49	50	54
15-16	5	8	15	24	26	32	37	37	44	47	62	75
16-17	8	16	20	25	27	28	30	36	37	42	45	48
17-18	6	16	21	29	30	34	37	40				

## PLACER COUNTY BUILDING DEPARTMENT TOTAL PERMITS ISSUED



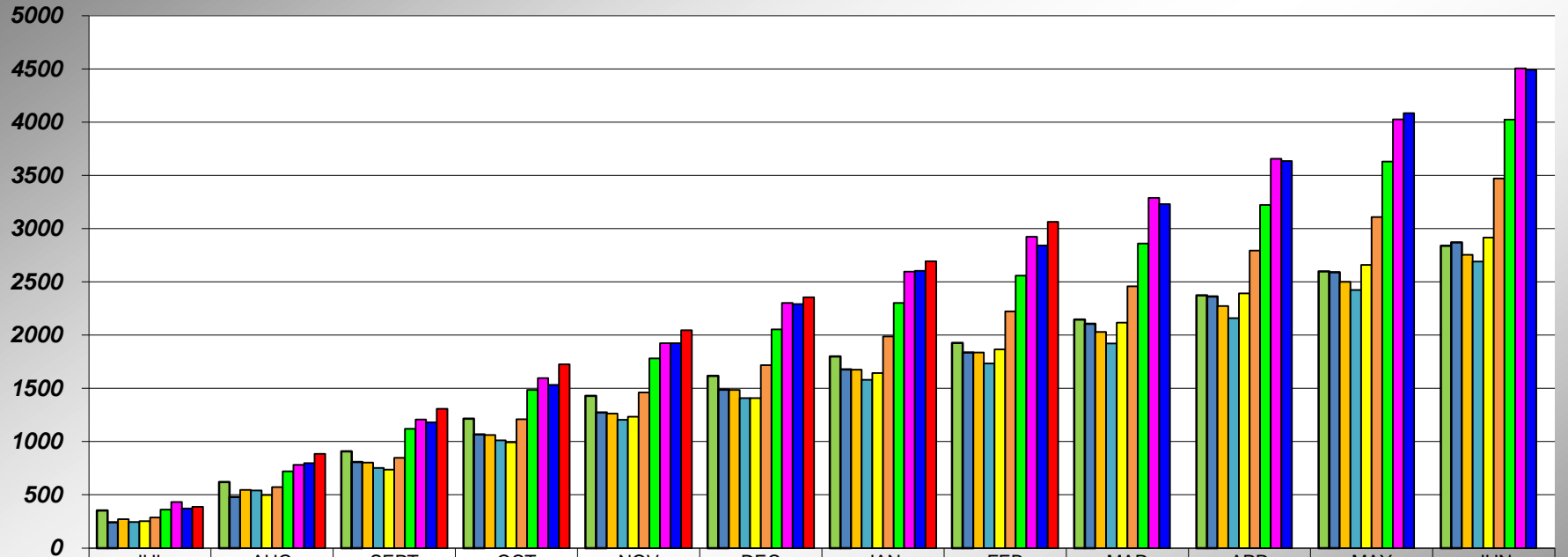
	JUL	AUG	SEP	OCT	NOV	DEC	JAN	FEB	MAR	APR	MAY	JUN
08-09	472	432	451	446	279	235	230	149	249	282	326	346
09-10	369	348	482	412	284	249	220	200	312	324	359	417
10-11	405	413	420	369	271	254	223	198	240	293	339	412
11-12	381	492	406	404	275	266	216	194	257	322	402	395
12-13	376	383	409	397	299	203	275	262	311	367	453	407
13-14	422	437	418	547	339	309	321	280	300	443	460	500
14-15	525	527	569	576	358	327	319	307	363	457	537	524
15-16	542	459	617	577	388	422	350	361	430	470	519	642
16-17	547	645	593	566	504	414	363	297	456	478	588	567
17-18	523	709	598	592	411	369	385	419				

## PLACER COUNTY BUILDING DEPARTMENT CUMULATIVE PERMITS ISSUED



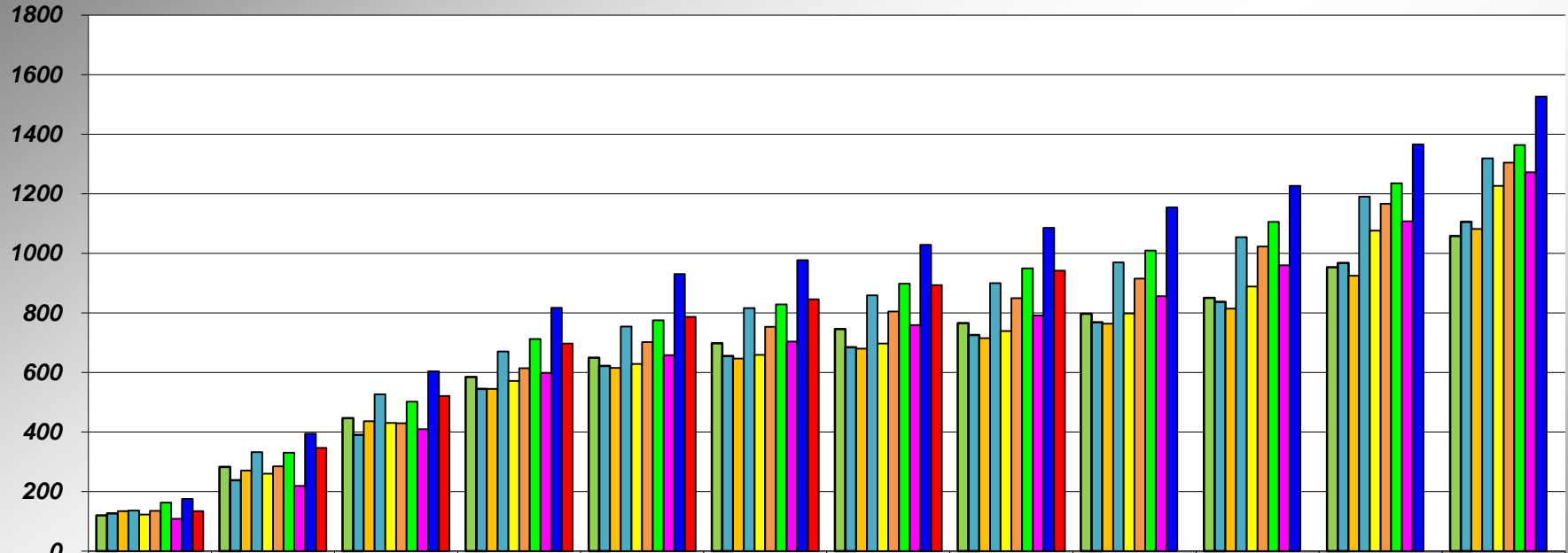


**PLACER COUNTY BUILDING DEPARTMENT  
AUBURN CUMULATIVE  
TOTAL PERMITS ISSUED**



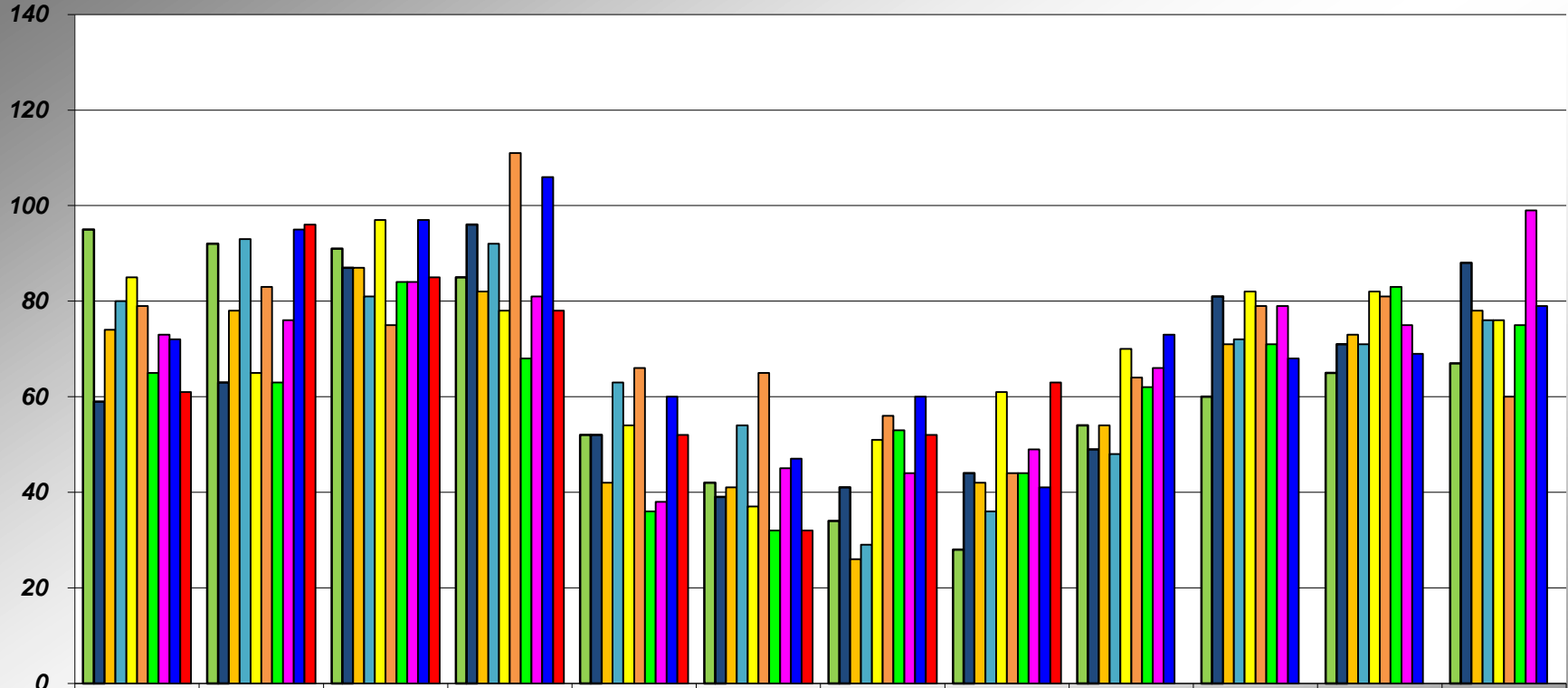
	JUL	AUG	SEPT	OCT	NOV	DEC	JAN	FEB	MAR	APR	MAY	JUN
08-09	352	621	908	1216	1430	1617	1799	1928	2146	2374	2598	2839
09-10	242	479	808	1066	1273	1489	1679	1838	2107	2363	2591	2870
10-11	270	547	802	1062	1263	1485	1675	1838	2029	2272	2500	2755
11-12	244	540	752	1012	1204	1408	1581	1734	1921	2159	2425	2691
12-13	253	499	737	993	1235	1408	1645	1865	2117	2393	2659	2915
13-14	286	574	847	1210	1461	1719	1988	2223	2458	2793	3109	3471
14-15	362	721	1119	1484	1780	2053	2303	2558	2861	3222	3630	4025
15-16	433	782	1208	1597	1925	2301	2596	2924	3290	3656	4027	4505
16-17	371	797	1181	1534	1924	2292	2603	2843	3231	3636	4085	4491
17-18	388	885	1309	1725	2046	2356	2694	3064				

**PLACER COUNTY BUILDING DEPARTMENT  
TAHOE CUMULATIVE  
TOTAL PERMITS ISSUED**



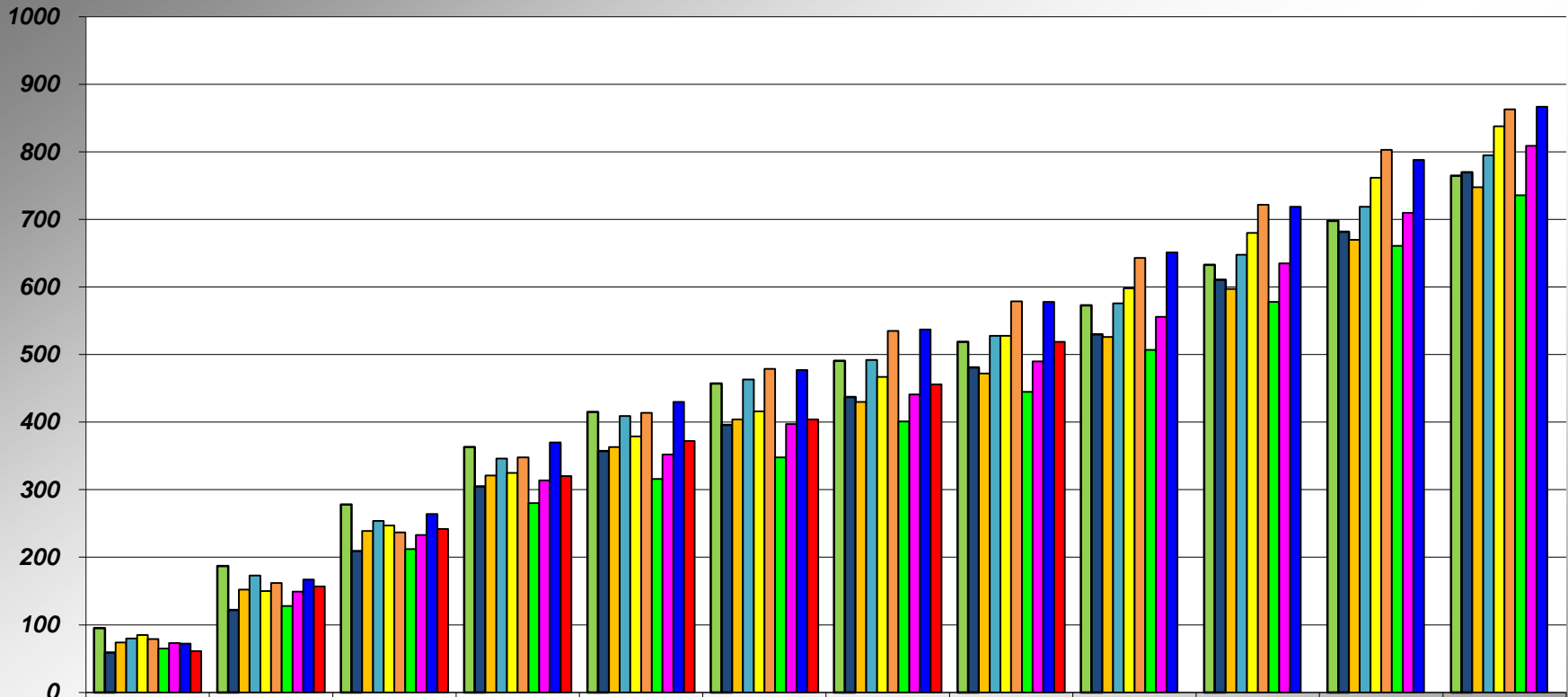
	JUL	AUG	SEPT	OCT	NOV	DEC	JAN	FEB	MAR	APR	MAY	JUN
08-09	120	283	447	585	650	698	746	766	797	851	953	1058
09-10	127	238	391	545	622	655	685	726	769	837	968	1106
10-11	135	271	436	545	615	647	680	715	764	814	925	1082
11-12	137	333	527	671	754	816	859	900	970	1054	1190	1319
12-13	123	260	431	572	629	659	697	739	798	889	1076	1227
13-14	136	285	430	614	702	753	805	850	915	1023	1167	1305
14-15	163	331	502	713	775	829	898	950	1010	1106	1235	1364
15-16	109	219	410	598	658	704	759	792	856	960	1108	1272
16-17	176	395	604	817	931	977	1029	1086	1154	1227	1366	1527
17-18	135	347	521	697	787	846	893	942				

**PLACER COUNTY BUILDING DEPARTMENT  
NUMBER OF RESIDENTIAL ADD/ALTERS**



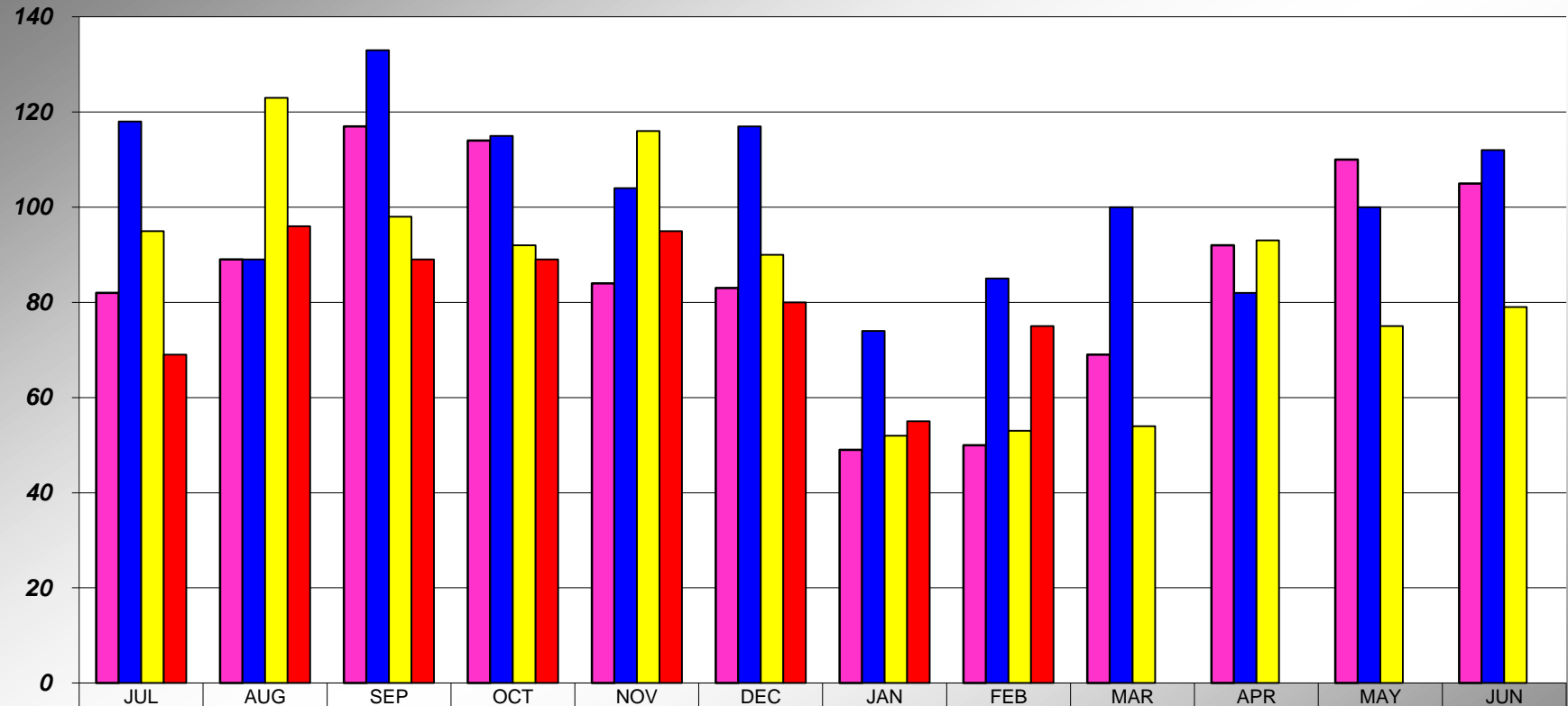
	JUL	AUG	SEP	OCT	NOV	DEC	JAN	FEB	MAR	APR	MAY	JUN
08-09	95	92	91	85	52	42	34	28	54	60	65	67
09-10	59	63	87	96	52	39	41	44	49	81	71	88
10-11	74	78	87	82	42	41	26	42	54	71	73	78
11-12	80	93	81	92	63	54	29	36	48	72	71	76
12-13	85	65	97	78	54	37	51	61	70	82	82	76
13-14	79	83	75	111	66	65	56	44	64	79	81	60
14-15	65	63	84	68	36	32	53	44	62	71	83	75
15-16	73	76	84	81	38	45	44	49	66	79	75	99
16-17	72	95	97	106	60	47	60	41	73	68	69	79
17-18	61	96	85	78	52	32	52	63				

**PLACER COUNTY BUILDING DEPARTMENT  
CUMULATIVE NUMBER OF RESIDENTIAL ADD/ALTERS**



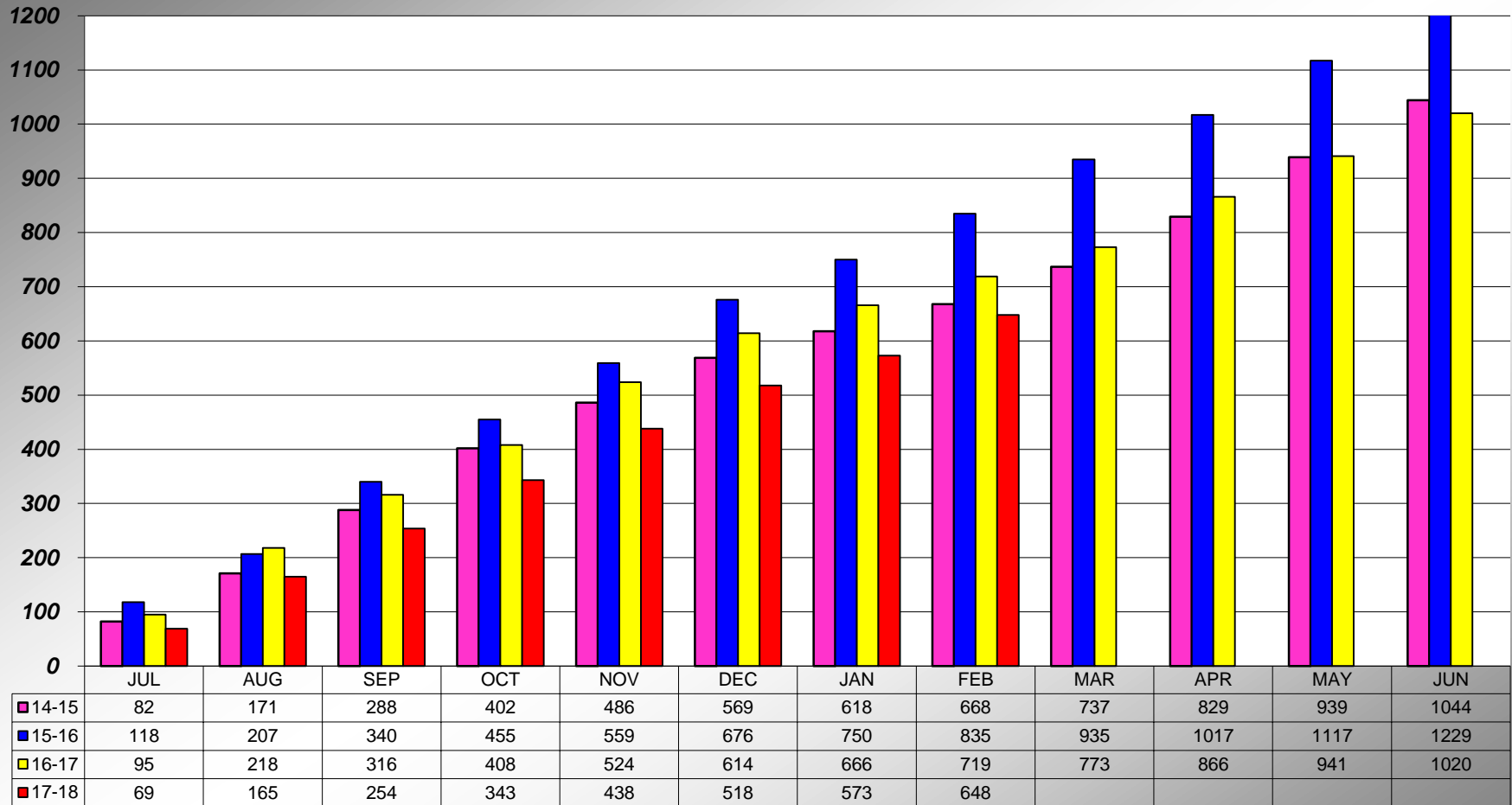
	JUL	AUG	SEP	OCT	NOV	DEC	JAN	FEB	MAR	APR	MAY	JUN
08-09	95	187	278	363	415	457	491	519	573	633	698	765
09-10	59	122	209	305	357	396	437	481	530	611	682	770
10-11	74	152	239	321	363	404	430	472	526	597	670	748
11-12	80	173	254	346	409	463	492	528	576	648	719	795
12-13	85	150	247	325	379	416	467	528	598	680	762	838
13-14	79	162	237	348	414	479	535	579	643	722	803	863
14-15	65	128	212	280	316	348	401	445	507	578	661	736
15-16	73	149	233	314	352	397	441	490	556	635	710	809
16-17	72	167	264	370	430	477	537	578	651	719	788	867
17-18	61	157	242	320	372	404	456	519				

**PLACER COUNTY BUILDING DEPARTMENT  
NUMBER OF RESIDENTIAL SOLAR PERMITS**

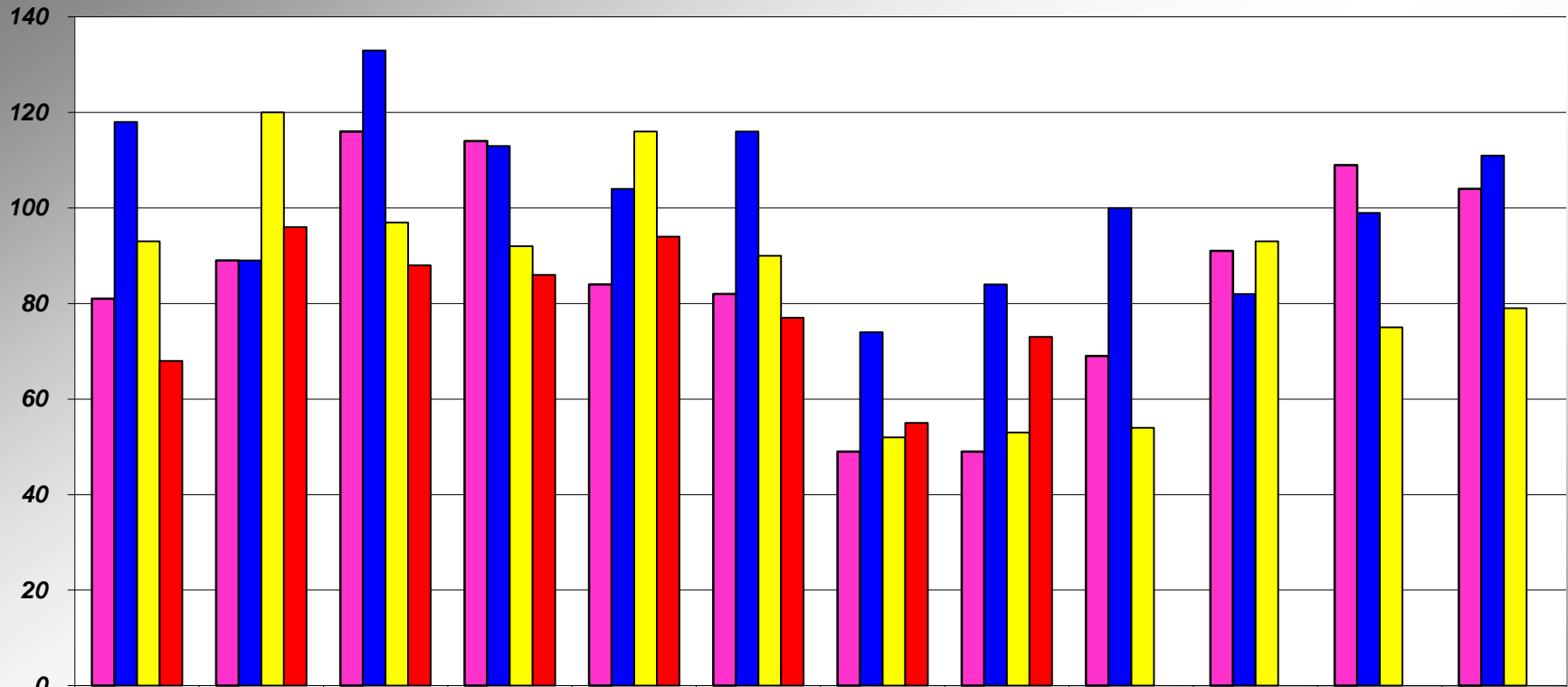


	JUL	AUG	SEP	OCT	NOV	DEC	JAN	FEB	MAR	APR	MAY	JUN
■ 14-15	82	89	117	114	84	83	49	50	69	92	110	105
■ 15-16	118	89	133	115	104	117	74	85	100	82	100	112
■ 16-17	95	123	98	92	116	90	52	53	54	93	75	79
■ 17-18	69	96	89	89	95	80	55	75				

**PLACER COUNTY BUILDING DEPARTMENT  
CUMULATIVE NUMBER OF RESIDENTIAL SOLAR PERMITS**

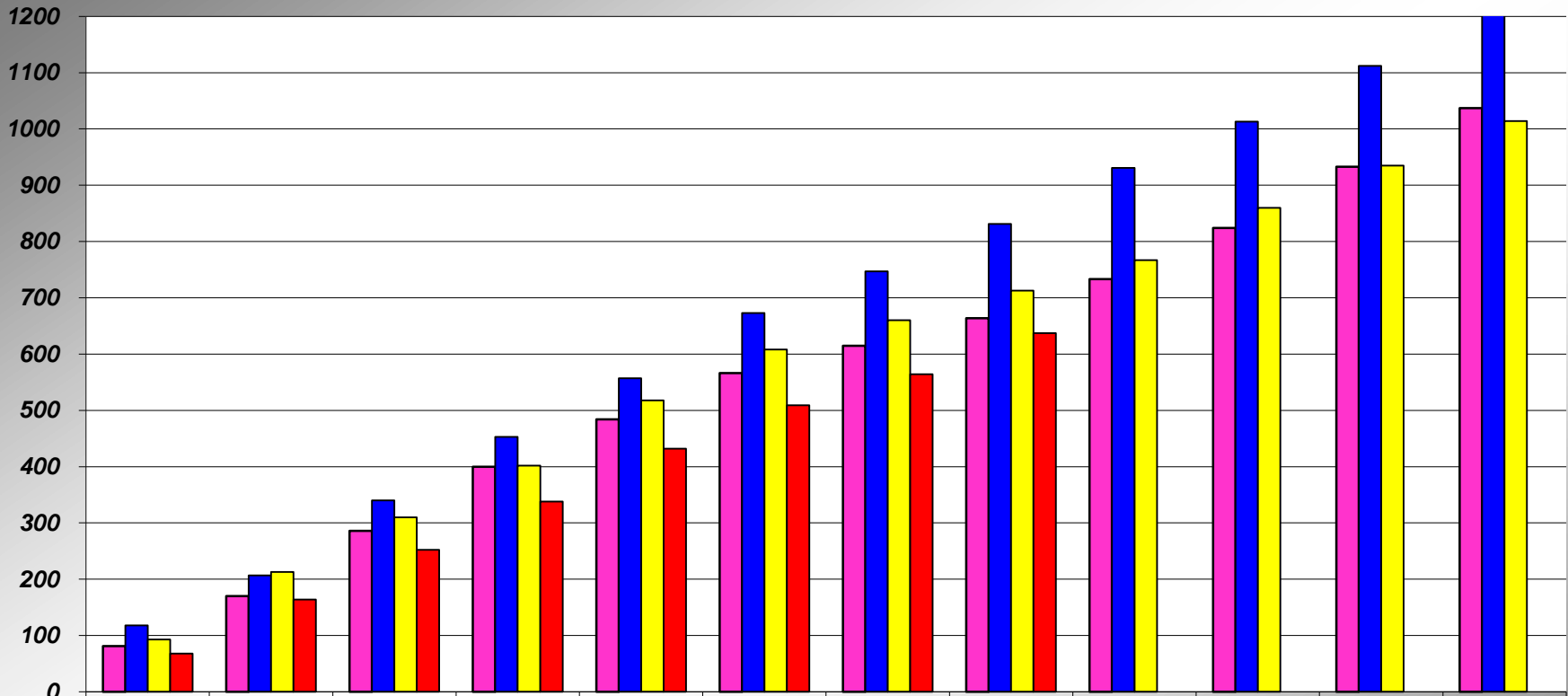


**PLACER COUNTY BUILDING DEPARTMENT  
AUBURN - NUMBER OF RESIDENTIAL SOLAR PERMITS**



	JUL	AUG	SEP	OCT	NOV	DEC	JAN	FEB	MAR	APR	MAY	JUN
14-15	81	89	116	114	84	82	49	49	69	91	109	104
15-16	118	89	133	113	104	116	74	84	100	82	99	111
16-17	93	120	97	92	116	90	52	53	54	93	75	79
17-18	68	96	88	86	94	77	55	73				

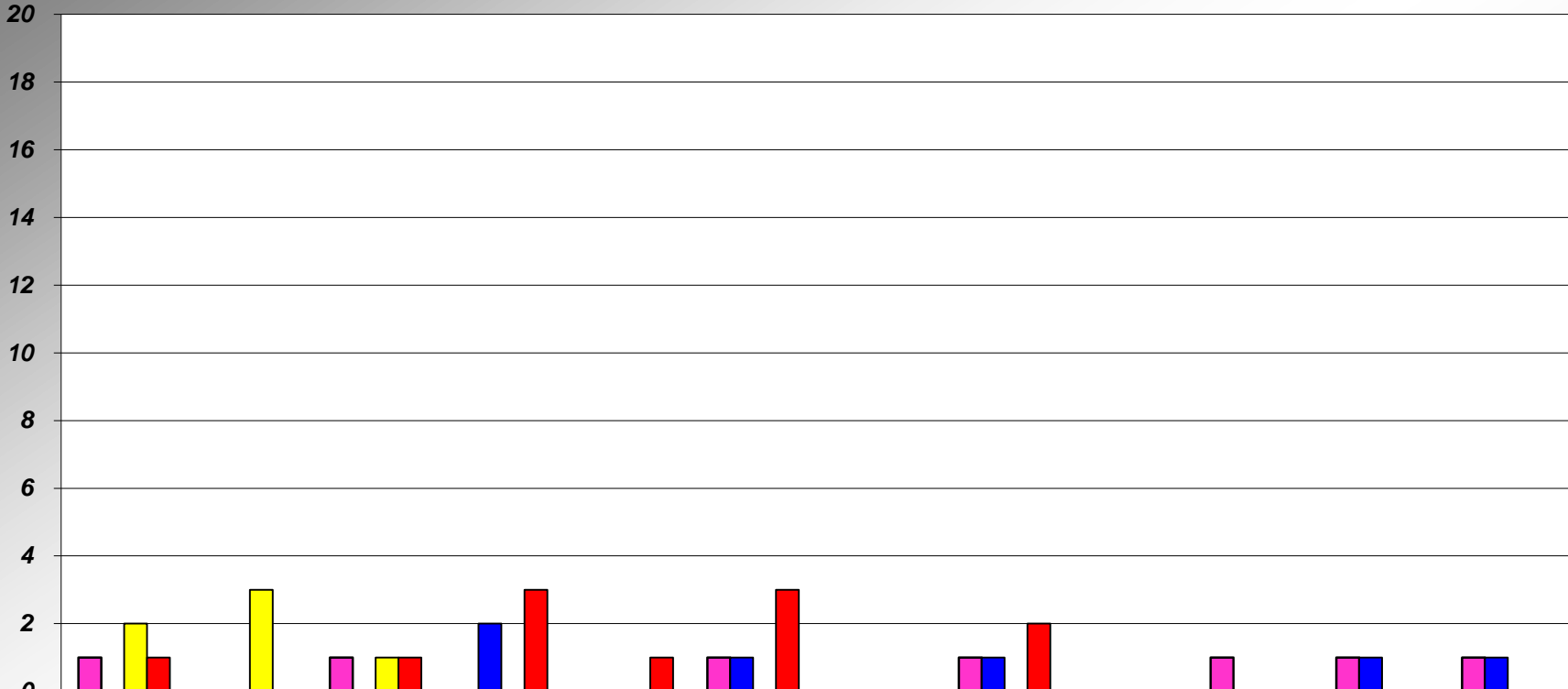
**PLACER COUNTY BUILDING DEPARTMENT  
AUBURN - CUMULATIVE NUMBER OF RESIDENTIAL SOLAR PERMITS**



	JUL	AUG	SEP	OCT	NOV	DEC	JAN	FEB	MAR	APR	MAY	JUN
■ 14-15	81	170	286	400	484	566	615	664	733	824	933	1037
■ 15-16	118	207	340	453	557	673	747	831	931	1013	1112	1223
■ 16-17	93	213	310	402	518	608	660	713	767	860	935	1014
■ 17-18	68	164	252	338	432	509	564	637				

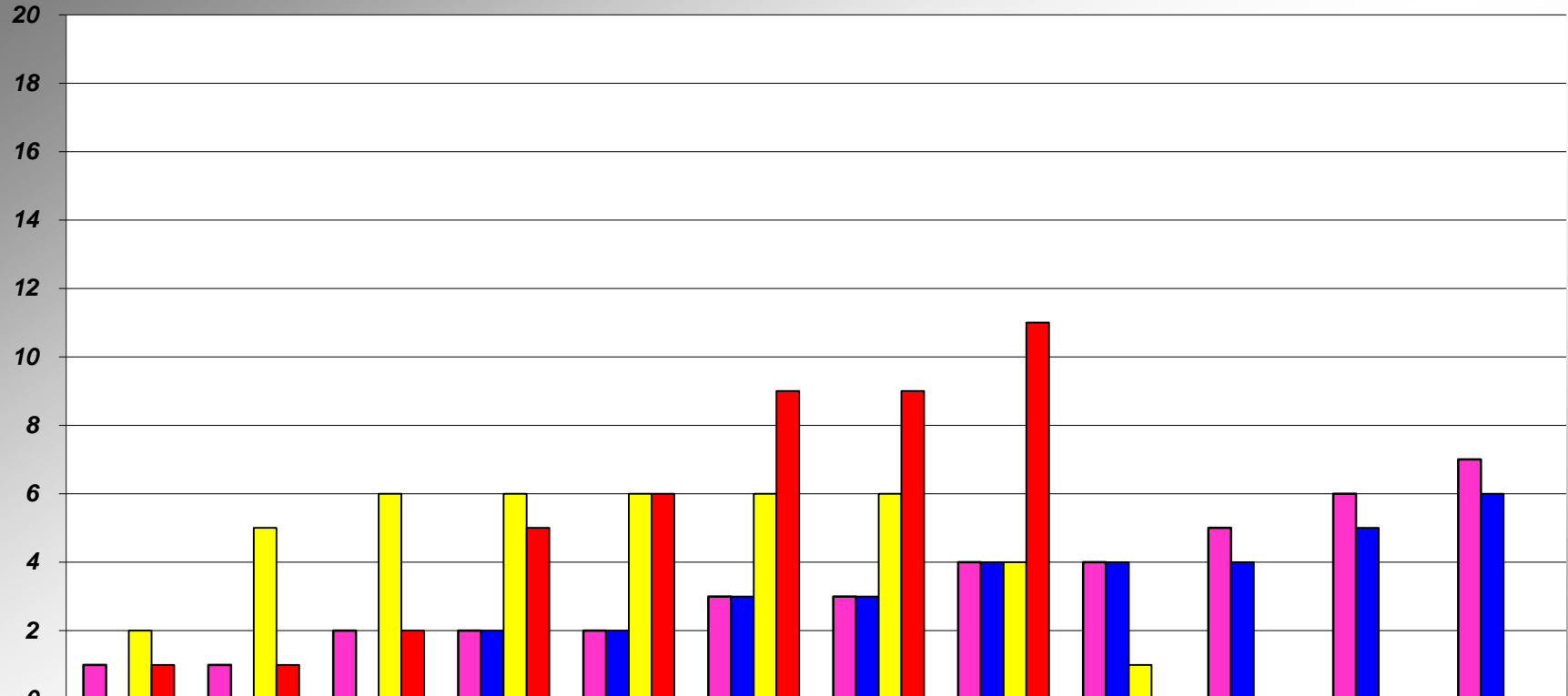


**PLACER COUNTY BUILDING DEPARTMENT  
TAHOE - NUMBER OF RESIDENTIAL SOLAR PERMITS**



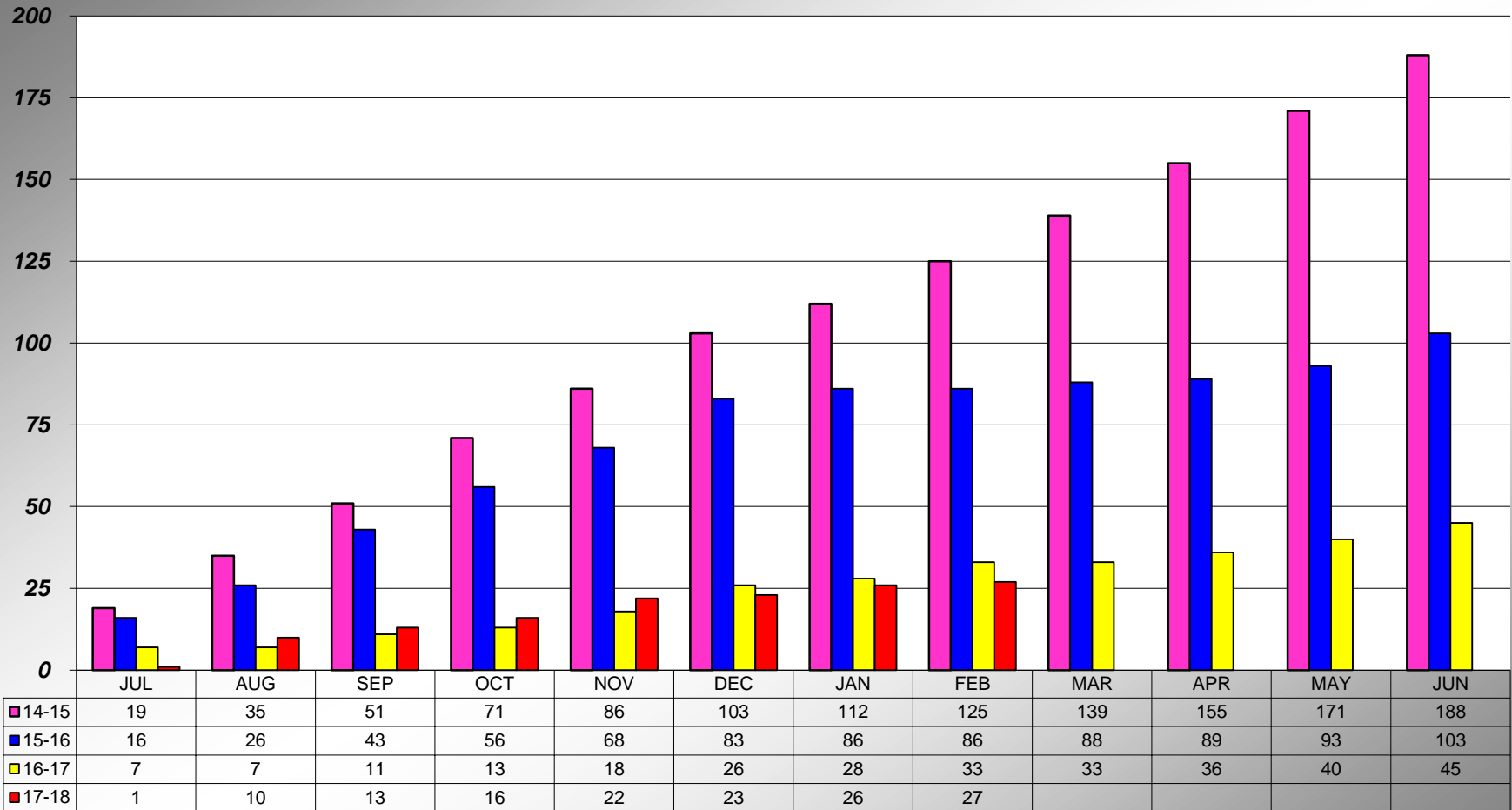
	JUL	AUG	SEP	OCT	NOV	DEC	JAN	FEB	MAR	APR	MAY	JUN
14-15	1	0	1	0	0	1	0	1	0	1	1	1
15-16	0	0	0	2	0	1	0	1	0	0	1	1
16-17	2	3	1	0	0	0	0	0	0	0	0	0
17-18	1	0	1	3	1	3	0	2				

**PLACER COUNTY BUILDING DEPARTMENT  
TAHOE - CUMULATIVE NUMBER OF RESIDENTIAL SOLAR PERMITS**



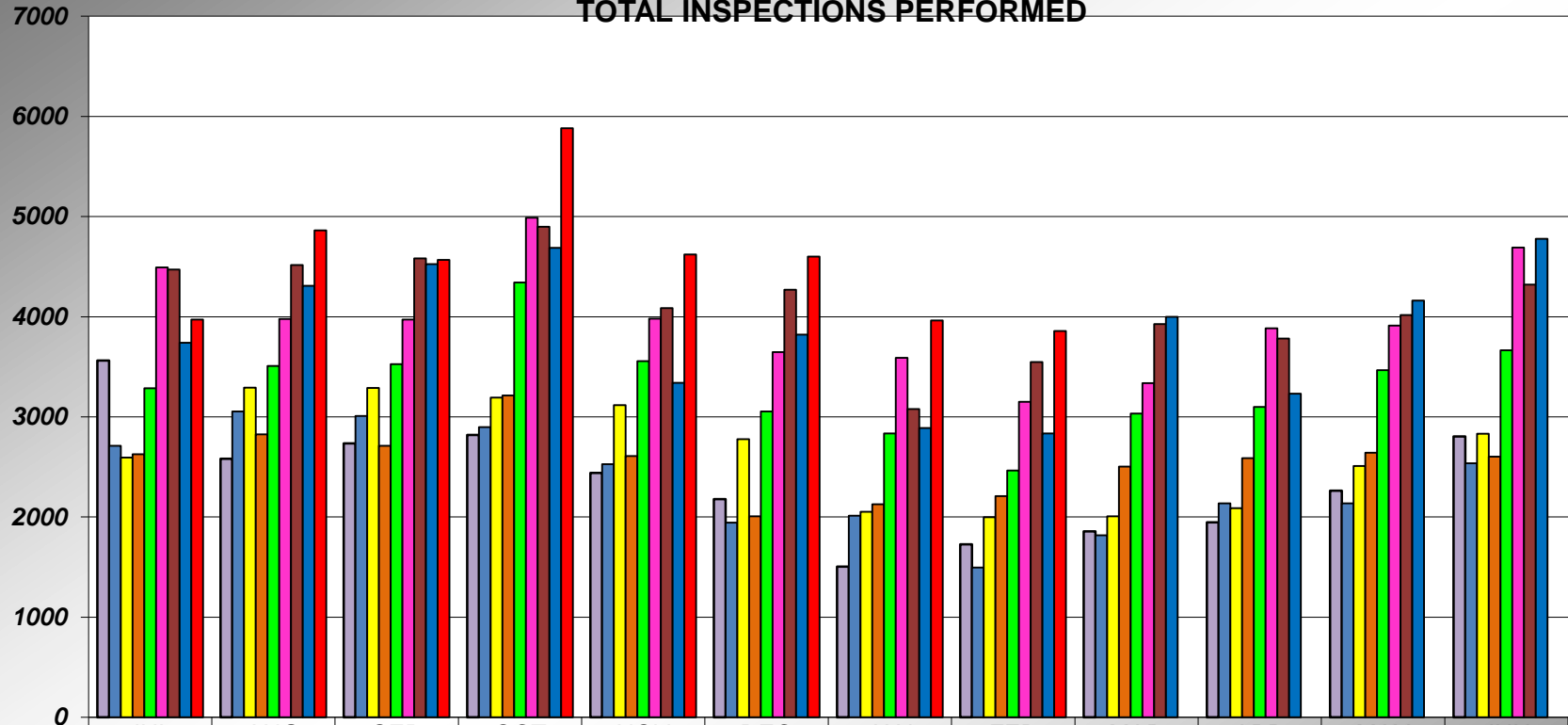
	JUL	AUG	SEP	OCT	NOV	DEC	JAN	FEB	MAR	APR	MAY	JUN
14-15	1	1	2	2	2	3	3	4	4	5	6	7
15-16	0	0	0	2	2	3	3	4	4	4	5	6
16-17	2	5	6	6	6	6	6	4	1	0	0	0
17-18	1	1	2	5	6	9	9	11				

**PLACER COUNTY BUILDING DEPARTMENT  
AUBURN - CUMULATIVE mPOWER PERMITS  
TAHOE = 0**



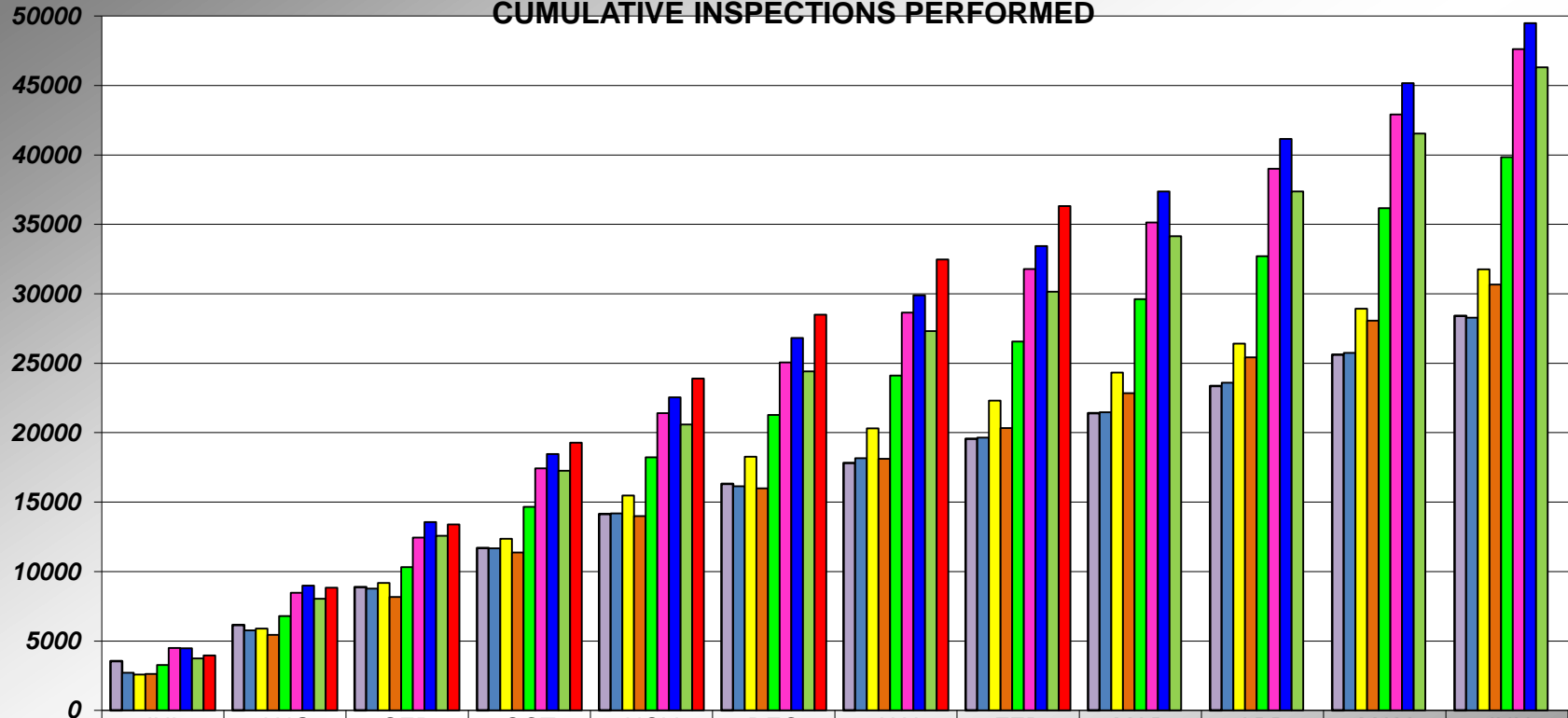
TAHOE = 0

## PLACER COUNTY BUILDING DEPARTMENT TOTAL INSPECTIONS PERFORMED



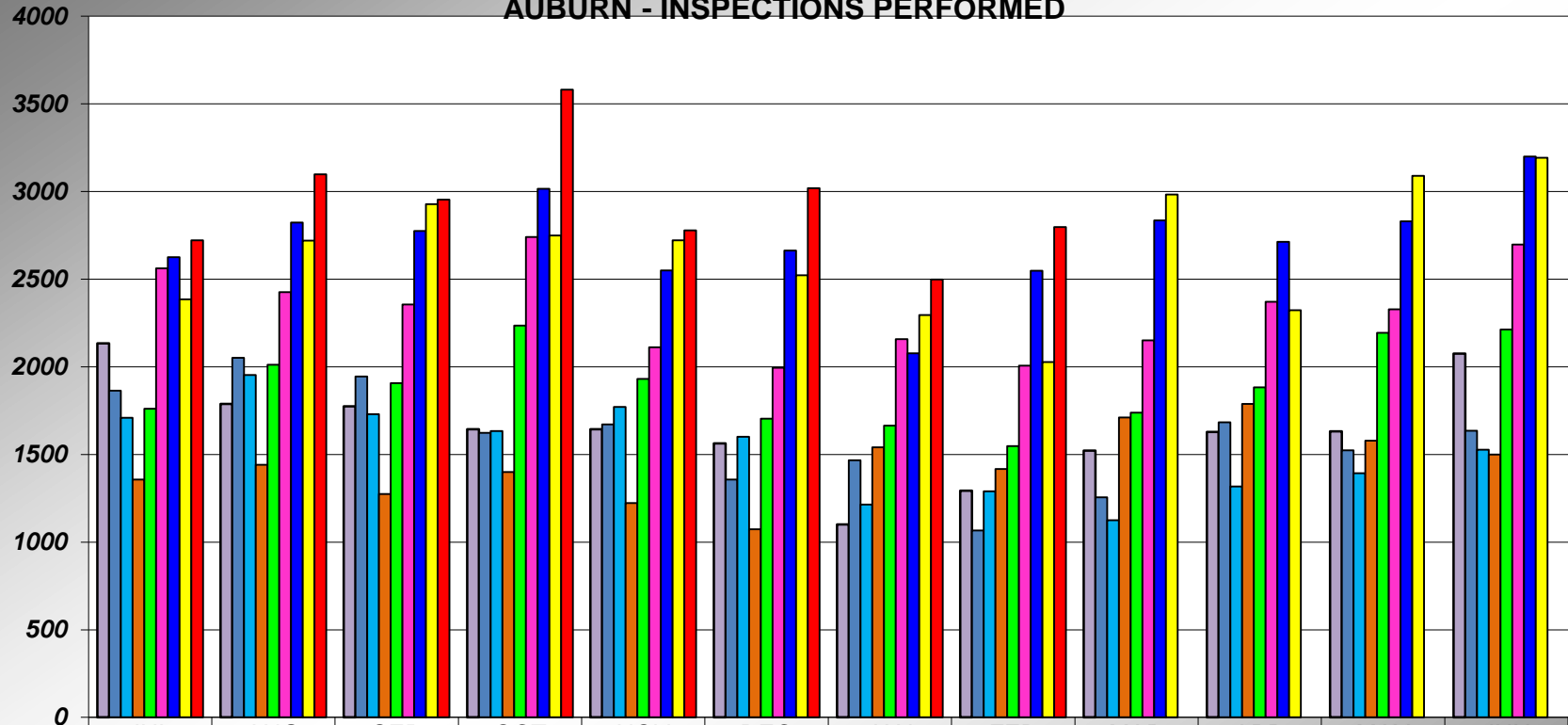
	JUL	AUG	SEP	OCT	NOV	DEC	JAN	FEB	MAR	APR	MAY	JUN
09/10	3563	2581	2734	2819	2442	2178	1504	1729	1856	1947	2263	2804
10/11	2710	3053	3009	2898	2527	1944	2015	1497	1818	2136	2136	2538
11/12	2595	3291	3288	3193	3116	2778	2054	1999	2008	2089	2511	2832
12/13	2628	2826	2711	3215	2610	2009	2127	2208	2504	2587	2641	2602
13/14	3286	3509	3526	4341	3556	3053	2836	2466	3034	3098	3466	3664
14/15	4491	3977	3971	4987	3979	3646	3590	3149	3337	3884	3911	4689
15/16	4472	4516	4581	4899	4086	4268	3078	3546	3926	3782	4016	4321
16/17	3741	4307	4525	4687	3340	3821	2890	2834	3998	3233	4160	4777
17/18	3972	4861	4568	5880	4622	4599	3963	3858				

## PLACER COUNTY BUILDING DEPARTMENT CUMULATIVE INSPECTIONS PERFORMED



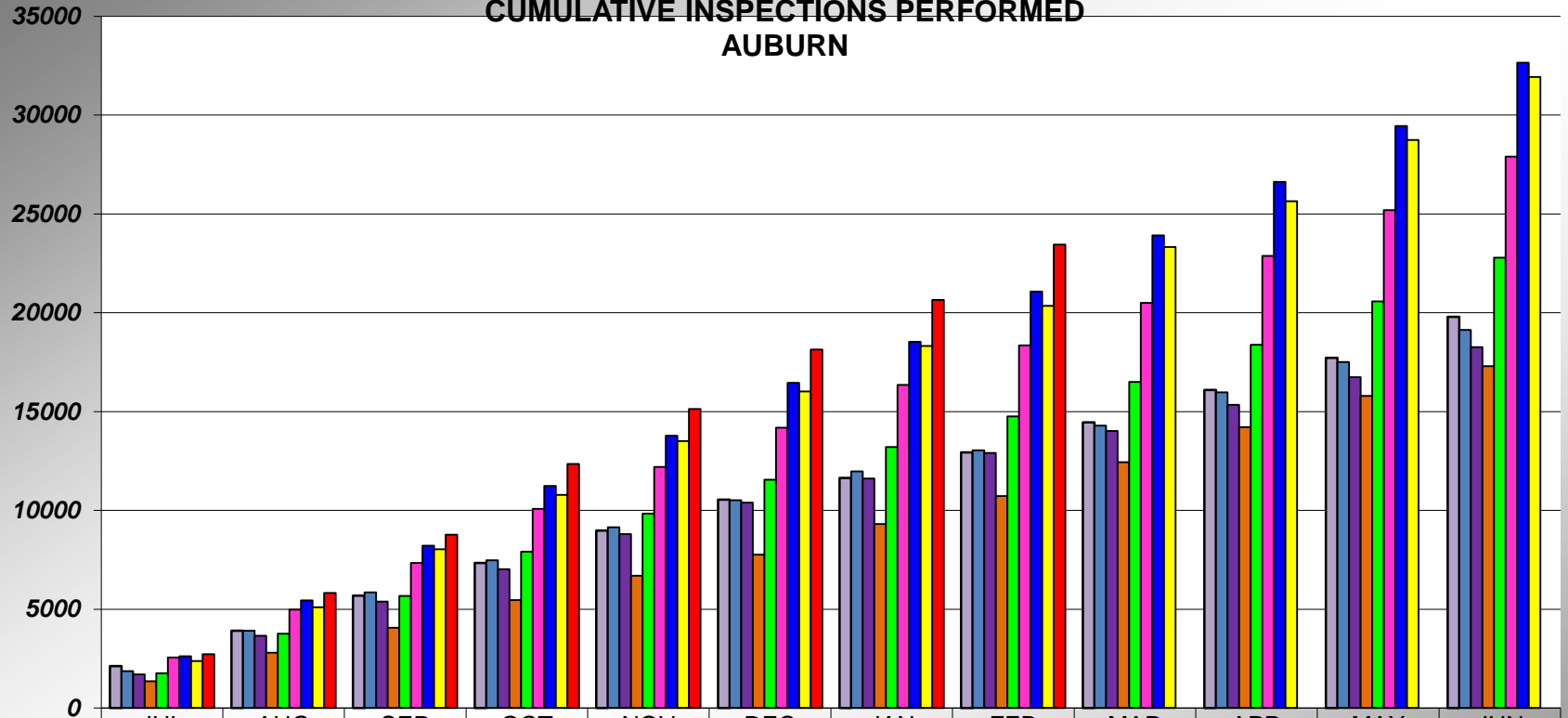
	JUL	AUG	SEP	OCT	NOV	DEC	JAN	FEB	MAR	APR	MAY	JUN
09/10	3563	6144	8878	11697	14139	16317	17821	19550	21406	23353	25616	28420
10/11	2710	5763	8772	11670	14197	16141	18156	19653	21471	23607	25743	28281
11/12	2595	5886	9174	12367	15483	18261	20315	22314	24322	26411	28922	31754
12/13	2628	5454	8165	11380	13990	15999	18126	20334	22838	25425	28066	30668
13/14	3286	6795	10321	14662	18218	21271	24107	26573	29607	32705	36171	39835
14/15	4491	8468	12439	17426	21405	25051	28641	31790	35127	39011	42922	47611
15/16	4472	8988	13569	18468	22554	26822	29900	33446	37372	41154	45170	49491
16/17	3741	8048	12573	17260	20600	24421	27311	30145	34143	37376	41536	46313
17/18	3972	8833	13401	19281	23903	28502	32465	36323				

## PLACER COUNTY BUILDING DEPARTMENT AUBURN - INSPECTIONS PERFORMED



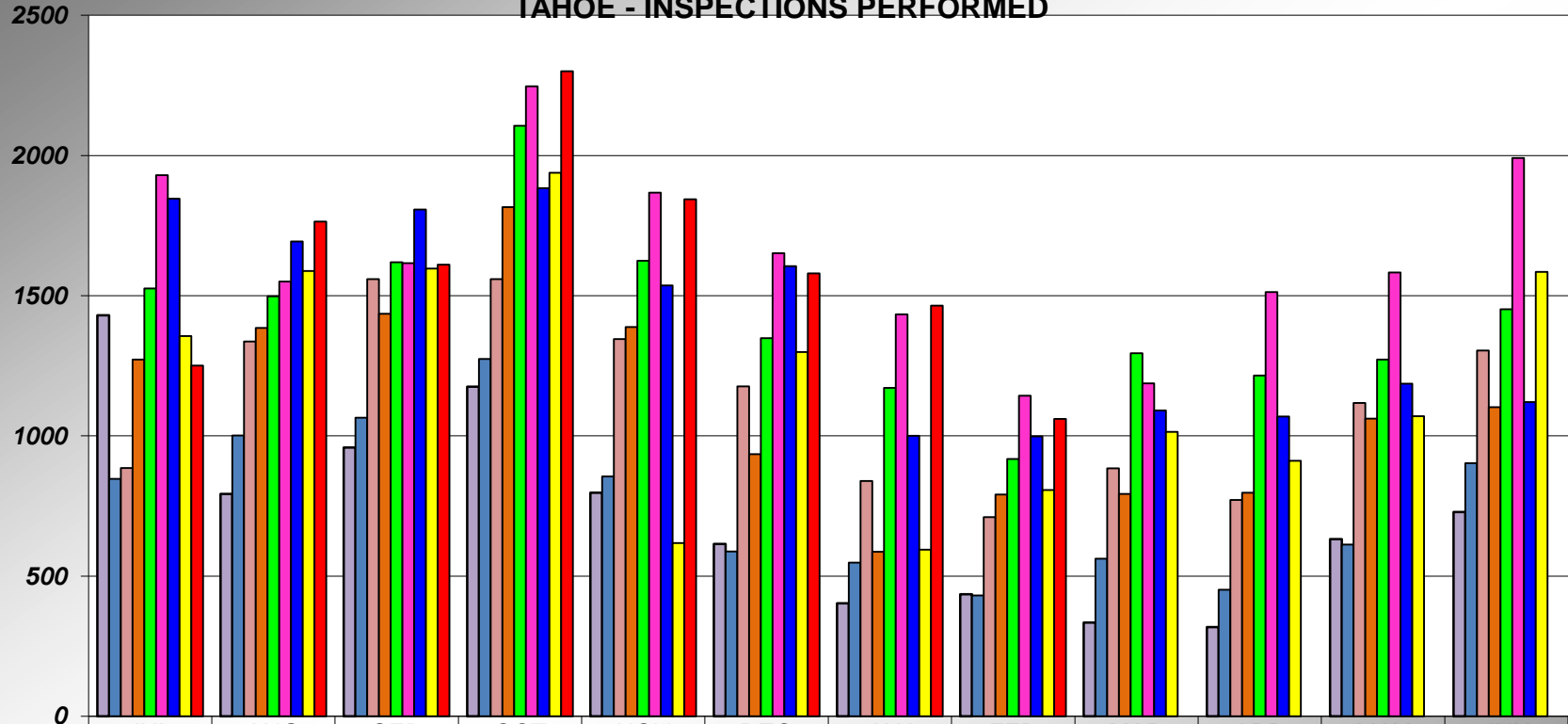
	JUL	AUG	SEP	OCT	NOV	DEC	JAN	FEB	MAR	APR	MAY	JUN
09/10	2133	1788	1775	1643	1644	1563	1101	1293	1521	1629	1631	2075
10/11	1863	2051	1944	1624	1672	1356	1467	1066	1256	1684	1523	1635
11/12	1709	1954	1729	1634	1771	1601	1215	1289	1124	1317	1393	1527
12/13	1356	1441	1275	1399	1222	1074	1540	1417	1711	1789	1579	1499
13/14	1760	2011	1907	2235	1931	1704	1665	1548	1739	1883	2194	2212
14/15	2561	2426	2355	2741	2112	1994	2157	2006	2150	2371	2328	2698
15/16	2626	2823	2774	3015	2549	2663	2077	2548	2835	2713	2830	3200
16/17	2385	2719	2928	2749	2722	2522	2295	2027	2983	2322	3090	3192
17/18	2721	3097	2954	3580	2778	3019	2498	2797				

**PLACER COUNTY BUILDING DEPARTMENT  
CUMULATIVE INSPECTIONS PERFORMED  
AUBURN**



	JUL	AUG	SEP	OCT	NOV	DEC	JAN	FEB	MAR	APR	MAY	JUN
09/10	2133	3921	5696	7339	8983	10546	11647	12940	14461	16090	17721	19796
10/11	1863	3914	5858	7482	9154	10510	11977	13043	14299	15983	17506	19141
11/12	1709	3663	5392	7026	8797	10398	11613	12902	14026	15343	16736	18263
12/13	1356	2797	4072	5471	6693	7767	9307	10724	12435	14224	15803	17302
13/14	1760	3771	5678	7913	9844	11548	13213	14761	16500	18383	20577	22789
14/15	2561	4987	7342	10083	12195	14189	16346	18352	20502	22873	25201	27899
15/16	2626	5449	8223	11238	13787	16450	18527	21075	23910	26623	29453	32653
16/17	2385	5104	8032	10781	13503	16025	18320	20347	23330	25652	28742	31934
17/18	2721	5818	8772	12352	15130	18149	20647	23444				

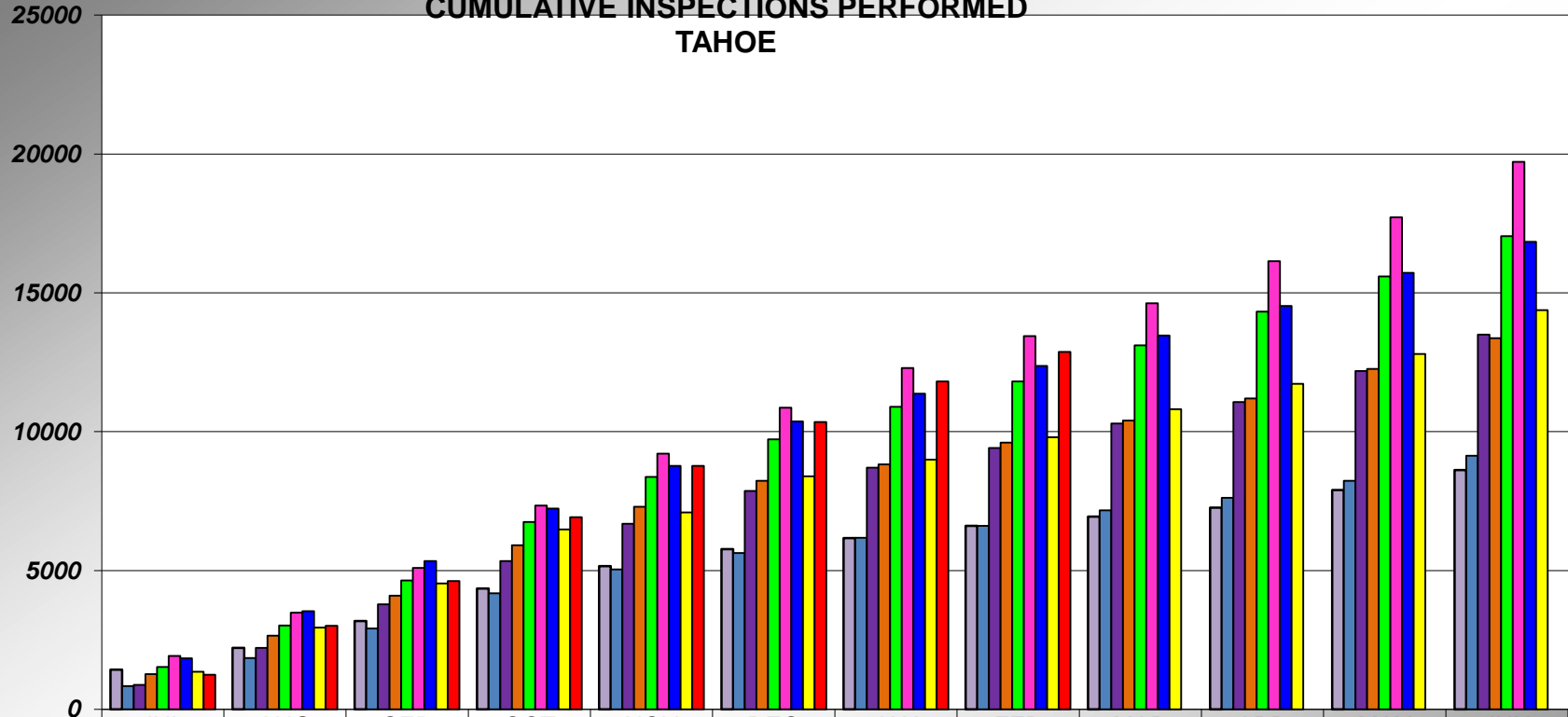
**PLACER COUNTY BUILDING DEPARTMENT  
TAHOE - INSPECTIONS PERFORMED**



	JUL	AUG	SEP	OCT	NOV	DEC	JAN	FEB	MAR	APR	MAY	JUN
09/10	1430	793	959	1176	798	615	403	436	335	318	632	729
10/11	847	1002	1065	1274	855	588	548	431	562	452	613	903
11/12	886	1337	1559	1559	1345	1177	839	710	884	772	1118	1305
12/13	1272	1385	1436	1816	1388	935	587	791	793	798	1062	1103
13/14	1526	1498	1619	2106	1625	1349	1171	918	1295	1215	1272	1452
14/15	1930	1551	1616	2246	1867	1652	1433	1143	1187	1513	1583	1991
15/16	1846	1693	1807	1884	1537	1605	1001	998	1091	1069	1186	1121
16/17	1356	1588	1597	1938	618	1299	595	807	1015	911	1070	1585
17/18	1251	1764	1611	2300	1844	1580	1465	1061				

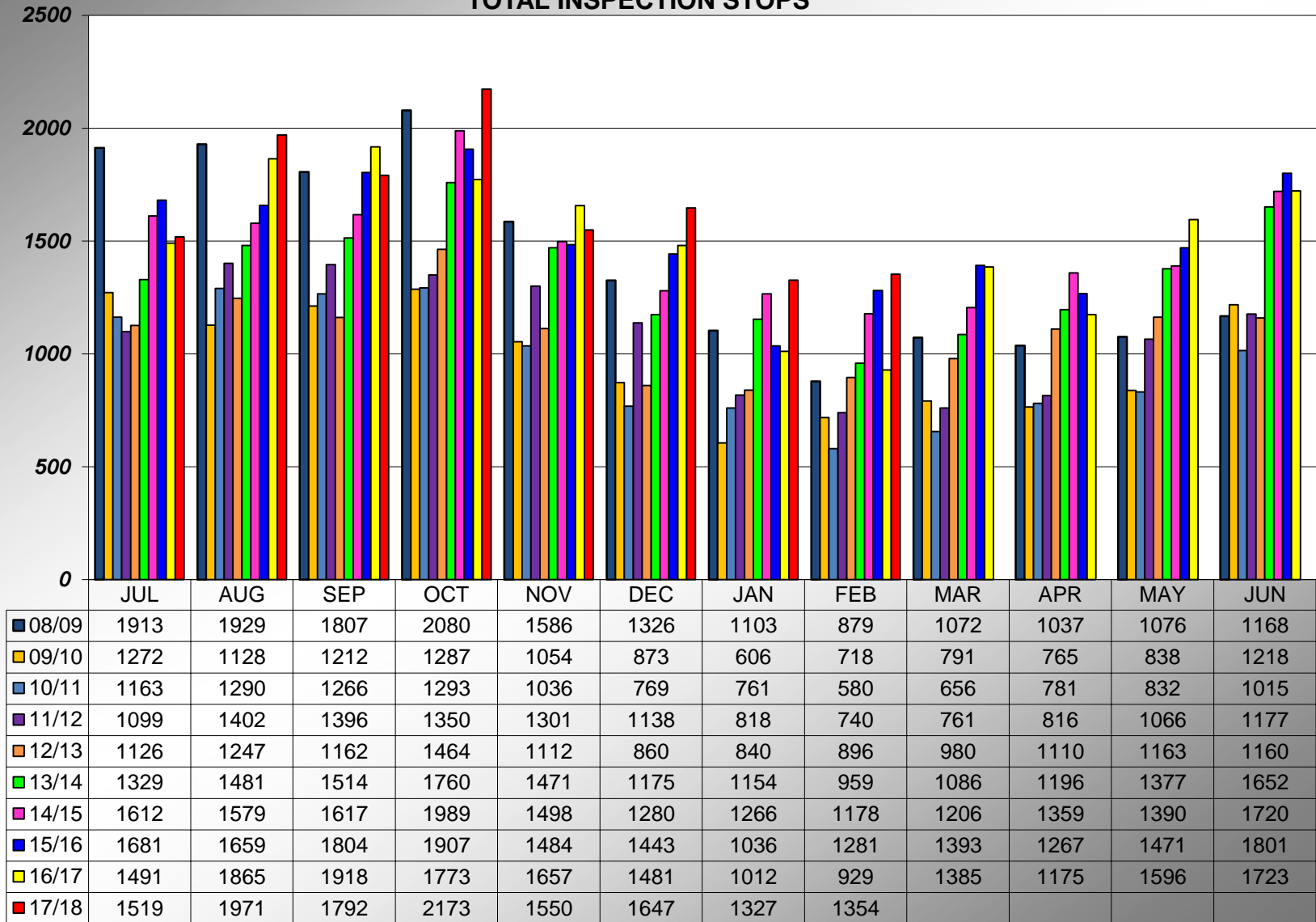


**PLACER COUNTY BUILDING DEPARTMENT  
CUMULATIVE INSPECTIONS PERFORMED  
TAHOE**



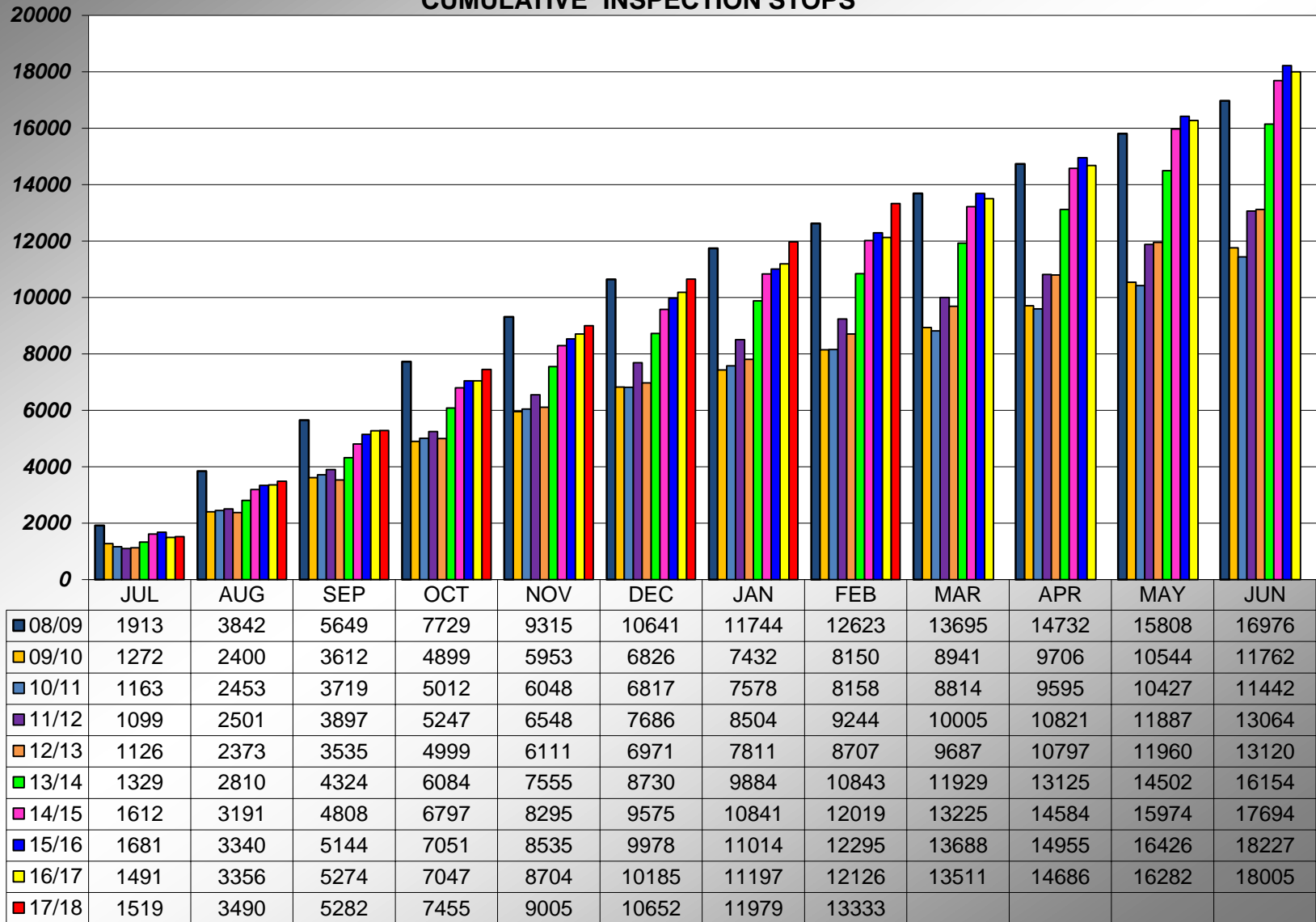
	JUL	AUG	SEP	OCT	NOV	DEC	JAN	FEB	MAR	APR	MAY	JUN
09/10	1430	2223	3182	4358	5156	5771	6174	6610	6945	7263	7895	8624
10/11	847	1849	2914	4188	5043	5631	6179	6610	7172	7624	8237	9140
11/12	886	2223	3782	5341	6686	7863	8702	9412	10296	11068	12186	13491
12/13	1272	2657	4093	5909	7297	8232	8819	9610	10403	11201	12263	13366
13/14	1526	3024	4643	6749	8374	9723	10894	11812	13107	14322	15594	17046
14/15	1930	3481	5097	7343	9210	10862	12295	13438	14625	16138	17721	19712
15/16	1846	3539	5346	7230	8767	10372	11373	12371	13462	14531	15717	16838
16/17	1356	2944	4541	6479	7097	8396	8991	9798	10813	11724	12794	14379
17/18	1251	3015	4626	6926	8770	10350	11815	12876				

## PLACER COUNTY BUILDING DEPARTMENT TOTAL INSPECTION STOPS



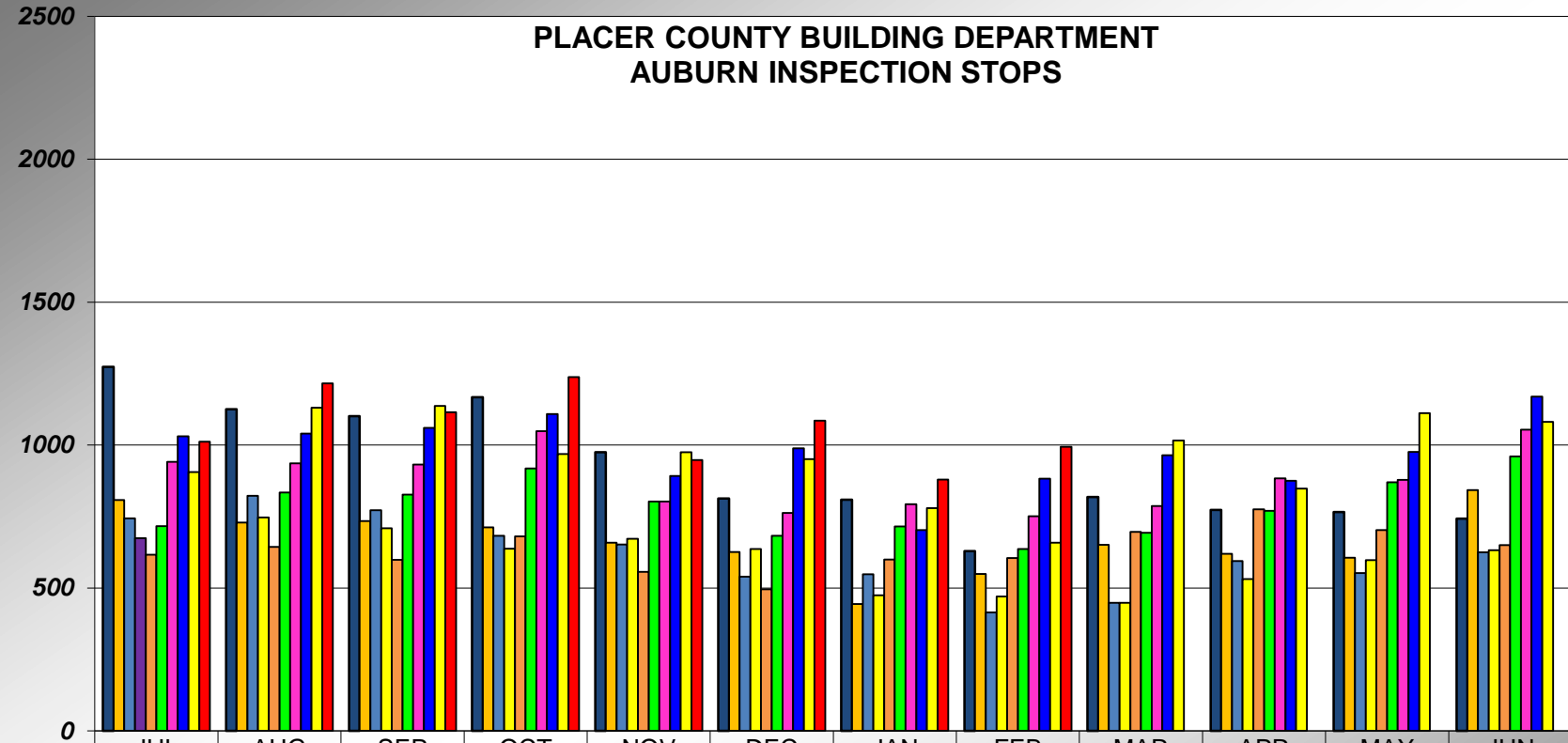
Revised to include all Stops from 14/15 through present.

## PLACER COUNTY BUILDING DEPARTMENT CUMULATIVE INSPECTION STOPS



Revised to include all Stops from 14/15 through present.

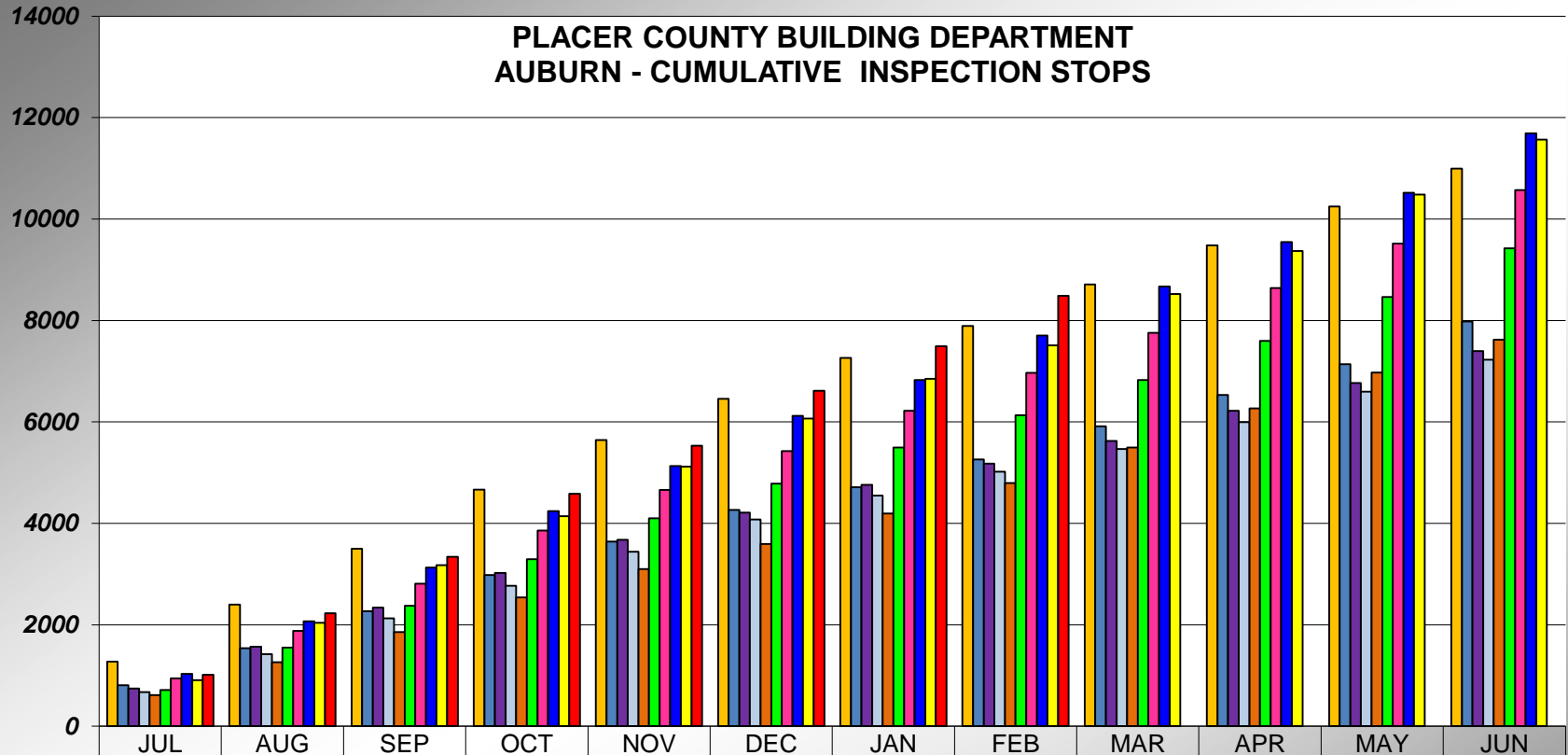
**PLACER COUNTY BUILDING DEPARTMENT  
AUBURN INSPECTION STOPS**



	JUL	AUG	SEP	OCT	NOV	DEC	JAN	FEB	MAR	APR	MAY	JUN
08/09	1274	1125	1101	1167	975	813	809	629	818	773	766	743
09/10	808	729	734	712	658	626	444	549	651	620	606	843
10/11	744	822	772	683	652	540	548	415	448	594	552	625
11/12	674	747	709	637	672	636	474	470	448	531	598	632
12/13	616	644	599	681	556	496	600	605	696	775	703	650
13/14	716	834	827	918	803	683	715	636	693	770	870	960
14/15	941	936	932	1049	803	763	793	751	787	884	878	1054
15/16	1031	1040	1060	1109	892	989	703	882	964	875	976	1169
16/17	906	1131	1137	969	975	951	779	659	1016	848	1112	1081
17/18	1012	1216	1115	1238	948	1085	879	994				

Revised to include all Stops from 14/15 through present.

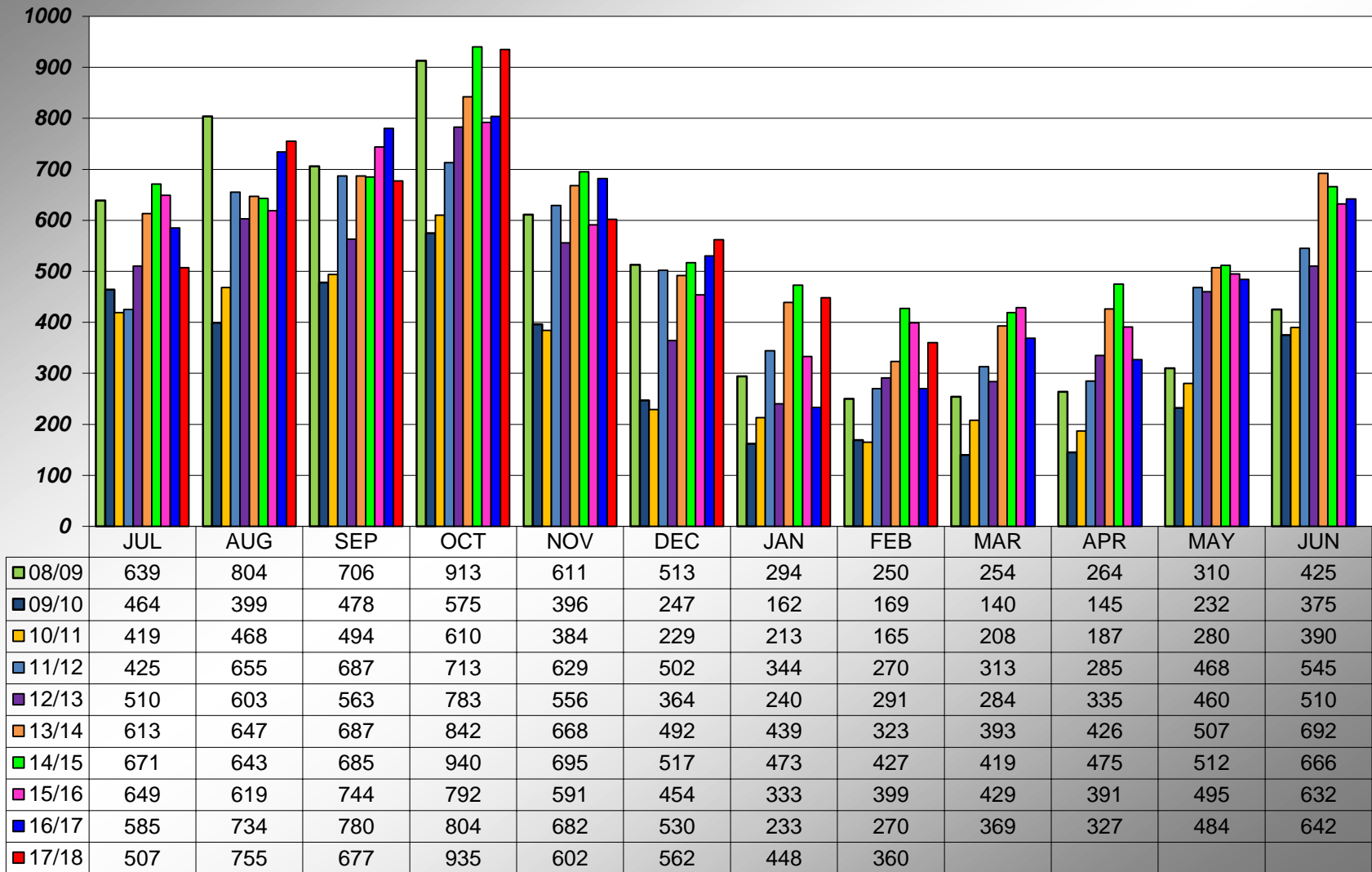
**PLACER COUNTY BUILDING DEPARTMENT  
AUBURN - CUMULATIVE INSPECTION STOPS**



	JUL	AUG	SEP	OCT	NOV	DEC	JAN	FEB	MAR	APR	MAY	JUN
08/09	1274	2399	3500	4667	5642	6455	7264	7893	8711	9484	10250	10993
09/10	808	1537	2271	2983	3641	4267	4711	5260	5911	6531	7137	7980
10/11	744	1566	2338	3021	3673	4213	4761	5176	5624	6218	6770	7395
11/12	674	1421	2130	2767	3439	4075	4549	5019	5467	5998	6596	7228
12/13	616	1260	1859	2540	3096	3592	4192	4797	5493	6268	6971	7621
13/14	716	1550	2377	3295	4098	4781	5496	6132	6825	7595	8465	9425
14/15	941	1877	2809	3858	4661	5424	6217	6968	7755	8639	9517	10571
15/16	1031	2071	3131	4240	5132	6121	6824	7706	8670	9545	10521	11690
16/17	906	2037	3174	4143	5118	6069	6848	7507	8523	9371	10483	11564
17/18	1012	2228	3343	4581	5529	6614	7493	8487				

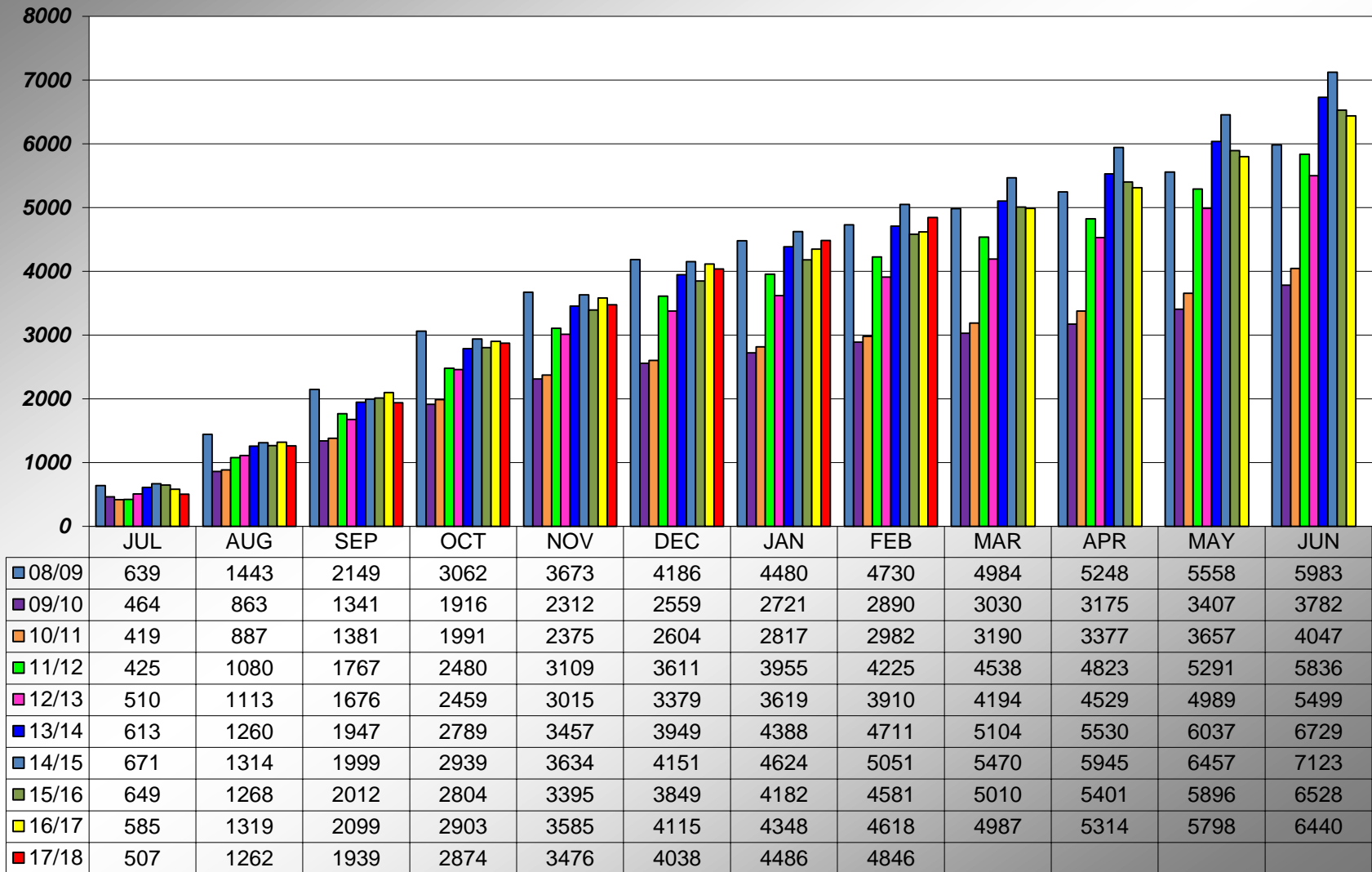
Revised to include all Stops from 14/15 through present.

## PLACER COUNTY BUILDING DEPARTMENT TAHOE INSPECTION STOPS



Revised to include all Stops from 14/15 through present.

## PLACER COUNTY BUILDING DEPARTMENT TAHOE CUMULATIVE INSPECTION STOPS



Revised to include all Stops from 14/15 through present.