

# PLACER COUNTY BUILDING DEPARTMENT

## BUILDING PERMIT ACTIVITY REPORT

### MARCH 2018

| PERMITS ISSUED                                           | AUBURN OFFICE      |              | TAHOE OFFICE      |            | DEPARTMENT TOTALS  |              | YEAR-TO-DATE TOTALS |              |
|----------------------------------------------------------|--------------------|--------------|-------------------|------------|--------------------|--------------|---------------------|--------------|
|                                                          | VALUATION          | PERMITS      | VALUATION         | PERMITS    | VALUATION          | PERMITS      | VALUATION           | PERMITS      |
| Single Family Dwelling (as reported to US Census Bureau) | 3,642,916          | 10           | 1,266,101         | 3          | 4,909,017          | 13           | 107,870,404         | 238          |
| Two Family Dwelling                                      |                    |              |                   |            |                    |              |                     |              |
| Three & Four Family Dwelling / Condo                     |                    |              |                   |            |                    |              |                     |              |
| Apartment Buildings                                      |                    |              |                   |            |                    |              | 1,743,534           | 1            |
| Hotels Motels                                            |                    |              |                   |            |                    |              |                     |              |
| Garages, Carports, Shops                                 | 301,933            | 4            | 14,549            | 1          | 316,482            | 5            | 3,329,018           | 79           |
| Other Bldgs, Storage, Sheds, Guest House                 | 1,068,012          | 17           |                   |            | 1,068,012          | 17           | 8,056,398           | 95           |
| Add/Alter Bldgs, Deck, Porch, Patio, Covers              | 2,630,492          | 41           | 1,312,040         | 20         | 3,942,532          | 61           | 35,865,785          | 580          |
| Moved or Relocated Buildings                             |                    |              |                   |            |                    |              |                     |              |
| Reroof/Reside                                            | 479,277            | 35           | 311,230           | 10         | 790,507            | 45           | 11,840,272          | 584          |
| Pools/Spas                                               | 1,762,750          | 21           |                   | 1          | 1,762,750          | 22           | 8,781,507           | 175          |
| Retaining Walls, Fences, Misc                            |                    |              |                   |            |                    |              | 315,756             | 6            |
| Demolitions                                              | N/A                | 8            | N/A               | 1          | N/A                | 9            | N/A                 | 53           |
| Solar-Residential                                        | N/A                | 56           | N/A               |            | N/A                | 56           | N/A                 | 704          |
| Manufactured/Mobilehome Installations                    | N/A                | 2            | N/A               |            | N/A                | 2            | N/A                 | 23           |
| *Miscellaneous Permits                                   | N/A                | 134          | N/A               | 19         | N/A                | 153          | N/A                 | 1,686        |
| <b>SUB-TOTAL RESIDENTIAL:</b>                            | <b>9,885,380</b>   | <b>328</b>   | <b>2,903,920</b>  | <b>55</b>  | <b>12,789,300</b>  | <b>383</b>   | <b>177,802,674</b>  | <b>4,224</b> |
| Other Non-Housekeeping Shelter                           |                    |              |                   |            |                    |              |                     |              |
| Elderly Resident Care Home                               |                    |              |                   |            |                    |              |                     |              |
| Amusement, Recreational Bldgs                            |                    |              |                   |            |                    |              | 3,096,960           | 5            |
| Churches/Other Religious Bldgs                           |                    |              |                   |            |                    |              | 8,832,306           | 3            |
| Industrial Buildings                                     |                    |              |                   |            |                    |              | 159,318             | 3            |
| Parking Garages                                          |                    |              |                   |            |                    |              |                     |              |
| Service Station/Repair Garage                            |                    |              |                   |            |                    |              | 190,000             | 2            |
| Office, Bank, Professional                               | 4,095,423          | 2            |                   |            | 4,095,423          | 2            | 19,585,811          | 25           |
| Public Works, Utility                                    |                    |              |                   |            |                    |              | 108,055             | 2            |
| School/Other Educational Bldgs                           |                    |              |                   |            |                    |              |                     |              |
| Stores & Customer Services                               | 299,212            | 2            | 153,143           | 1          | 452,355            | 3            | 1,344,745           | 22           |
| Other buildings/commercial                               | 3,500              | 1            |                   |            | 3,500              | 1            | 1,309,299           | 17           |
| Signs                                                    | 11,800             | 4            |                   |            | 11,800             | 4            | 289,618             | 27           |
| Other Commercial Structures                              | 205,000            | 6            | 24,000            | 1          | 229,000            | 7            | 883,000             | 26           |
| Add/Alter bldgs/TI's                                     | 405,730            | 6            |                   |            | 405,730            | 6            | 4,282,606           | 38           |
| Solar-Commercial                                         | N/A                | 1            | N/A               |            | N/A                | 1            |                     | 10           |
| Demolish all other buildings                             | N/A                | 3            | N/A               |            | N/A                | 3            | N/A                 | 12           |
| <b>SUB-TOTAL NON-RESIDENTIAL:</b>                        | <b>5,020,665</b>   | <b>25</b>    | <b>177,143</b>    | <b>2</b>   | <b>5,197,808</b>   | <b>27</b>    | <b>40,081,718</b>   | <b>192</b>   |
| <b>COMBINED TOTALS (RES/NON-RES):</b>                    | <b>14,906,045</b>  | <b>353</b>   | <b>3,081,063</b>  | <b>57</b>  | <b>17,987,108</b>  | <b>410</b>   | <b>217,884,392</b>  | <b>4,416</b> |
| PREVIOUS RUNNING TOTAL:                                  | 131,526,562        | 3,064        | 68,370,722        | 942        | 199,897,284        | 4,006        |                     |              |
| <b>RUNNING TOTAL (FISCAL YEAR 17/18)</b>                 | <b>146,432,607</b> | <b>3,417</b> | <b>71,451,785</b> | <b>999</b> | <b>217,884,392</b> | <b>4,416</b> |                     |              |

\* Miscellaneous permits (non-structural permits) include electrical, plumbing, mechanical/woodstove, setbacks, Special Inspection, solar, abatement, and permit extensions/renewals

**SINGLE FAMILY DWELLING INFORMATION**

**MARCH 2018**

**MONTHLY COMPARISONS**

| FEBRUARY 2018 |  | SFD # | SFD VALUATION | Current Valuation % Increase | Current # % Increase | All Permits Valuation | Current Valuation % Increase |
|---------------|--|-------|---------------|------------------------------|----------------------|-----------------------|------------------------------|
| FISCAL YEAR   |  |       |               |                              |                      |                       |                              |
| 2015 - 2016   |  | 11    | 4,869,210     | 0.82%                        | 18.18%               | 16,246,975            | 10.71%                       |
| 2016 - 2017   |  | 31    | 18,905,395    | -74.03%                      | -58.06%              | 29,151,676            | -38.30%                      |
| 2017 - 2018   |  | 13    | 4,909,017     | CURRENT                      | CURRENT              | 17,987,108            | CURRENT                      |

**YEAR-TO-DATE COMPARISONS**

| JULY 2017 - MARCH 2018 |  | SFD # | SFD VALUATION | Current Valuation % Increase | Current # % Increase | All Permits Valuation | Current Valuation % Increase |
|------------------------|--|-------|---------------|------------------------------|----------------------|-----------------------|------------------------------|
| FISCAL YEAR            |  |       |               |                              |                      |                       |                              |
| 2015 - 2016            |  | 290   | 143,757,009   | -24.96%                      | -17.93%              | 235,540,456           | -7.50%                       |
| 2016 - 2017            |  | 306   | 160,184,571   | -32.66%                      | -22.22%              | 256,003,242           | -14.89%                      |
| 2017 - 2018            |  | 238   | 107,870,404   | CURRENT                      | CURRENT              | 217,884,392           | CURRENT                      |

**CONSTRUCTION FEES RECEIVED**

**DISTRIBUTION OF FEES**

|                         | AUBURN OFFICE | TAHOE OFFICE | COMBINED TOTALS |
|-------------------------|---------------|--------------|-----------------|
| TOTAL CONSTRUCTION FEES | 157,275       | 60,357       | 217,632         |
| PREVIOUS TOTALS         | 1,559,370     | 725,961      | 2,285,331       |
| TOTALS TO DATE          | 1,716,645     | 786,318      | 2,502,963       |

**YEAR-TO-DATE FEE COMPARISONS\***

| JULY 2017 - MARCH 2018 |  | AUBURN OFFICE | TAHOE OFFICE | COMBINED TOTALS | Current Revenue % Increase |
|------------------------|--|---------------|--------------|-----------------|----------------------------|
| FISCAL YEAR            |  |               |              |                 |                            |
| 2015 - 2016            |  | 1,599,634     | 981,179      | 2,580,813       | -3.02%                     |
| 2016 - 2017            |  | 1,696,503     | 1,112,800    | 2,809,303       | -10.90%                    |
| 2017 - 2018            |  | 1,716,645     | 786,318      | 2,502,963       | CURRENT                    |

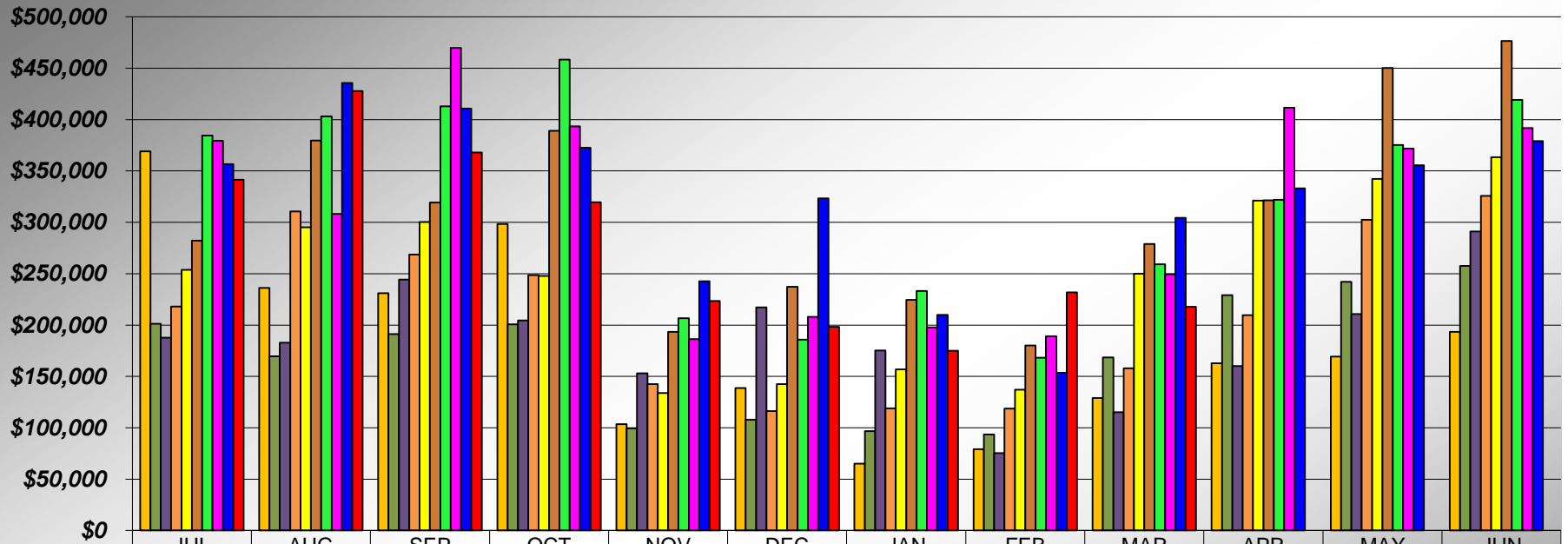
\*Construction Fees Only

**INSPECTION INFORMATION**

**INSPECTIONS - STOPS - MILEAGE**

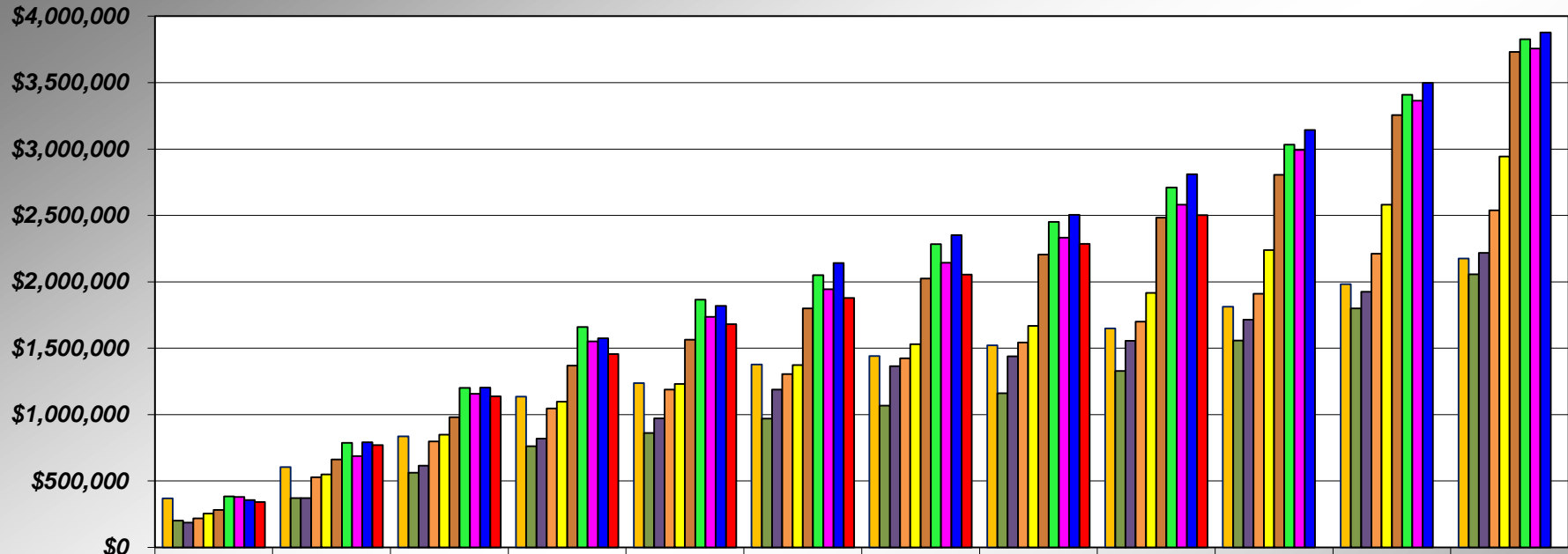
|                  | INSPECTION TOTAL | Residential  |            | Non-Residential |  | TOTAL STOPS  | TOTAL MILEAGE |  |
|------------------|------------------|--------------|------------|-----------------|--|--------------|---------------|--|
|                  |                  |              |            |                 |  |              |               |  |
| AUBURN OFFICE    | 2,761            | 2,572        | 189        |                 |  | 908          | 6,052         |  |
| TAHOE OFFICE     | 1,022            | 980          | 42         |                 |  | 271          | 1,562         |  |
| <b>SUB-TOTAL</b> | <b>3,783</b>     | <b>3,552</b> | <b>231</b> |                 |  | <b>1,179</b> | <b>7,614</b>  |  |
| PREVIOUS TOTAL   | 36,323           | 34,265       | 2,058      |                 |  | 13,333       | 76,948        |  |
| TOTALS TO DATE   | 40,106           | 37,817       | 2,289      |                 |  | 14,512       | 84,562        |  |

## PLACER COUNTY BUILDING DEPARTMENT MONTHLY REVENUE



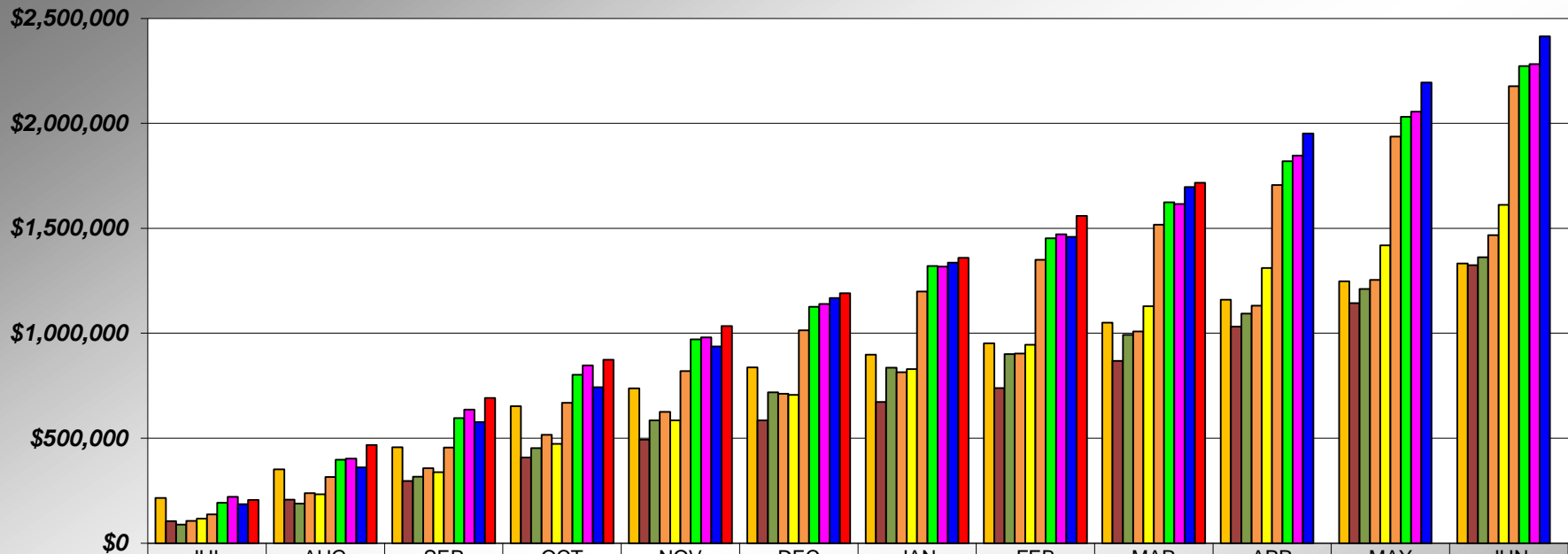
|       | JUL       | AUG       | SEP       | OCT       | NOV       | DEC       | JAN       | FEB       | MAR       | APR       | MAY       | JUN       |
|-------|-----------|-----------|-----------|-----------|-----------|-----------|-----------|-----------|-----------|-----------|-----------|-----------|
| 08/09 | \$369,001 | \$236,188 | \$230,887 | \$298,298 | \$103,597 | \$138,741 | \$65,075  | \$79,131  | \$128,990 | \$162,716 | \$169,254 | \$193,346 |
| 09/10 | \$201,339 | \$169,451 | \$191,243 | \$200,726 | \$99,354  | \$107,789 | \$96,653  | \$93,534  | \$168,402 | \$229,126 | \$242,187 | \$257,401 |
| 10/11 | \$187,620 | \$182,865 | \$244,135 | \$204,458 | \$153,006 | \$217,237 | \$175,172 | \$75,489  | \$115,190 | \$159,987 | \$210,727 | \$291,089 |
| 11/12 | \$217,999 | \$310,476 | \$268,647 | \$248,576 | \$142,444 | \$116,297 | \$119,050 | \$118,569 | \$157,993 | \$209,727 | \$302,482 | \$325,596 |
| 12/13 | \$253,862 | \$295,130 | \$300,394 | \$247,742 | \$133,867 | \$142,559 | \$156,781 | \$137,189 | \$249,842 | \$321,031 | \$342,371 | \$363,424 |
| 13/14 | \$282,126 | \$379,529 | \$319,308 | \$388,936 | \$193,391 | \$237,149 | \$224,408 | \$180,015 | \$279,028 | \$321,312 | \$450,310 | \$476,582 |
| 14/15 | \$384,353 | \$403,015 | \$412,906 | \$458,423 | \$206,566 | \$185,751 | \$233,149 | \$168,094 | \$259,156 | \$321,885 | \$375,234 | \$419,061 |
| 15/16 | \$379,395 | \$308,264 | \$469,795 | \$393,339 | \$186,253 | \$207,979 | \$197,751 | \$189,096 | \$249,451 | \$411,592 | \$371,789 | \$391,675 |
| 16/17 | \$356,466 | \$435,675 | \$410,713 | \$372,537 | \$242,593 | \$323,395 | \$209,831 | \$153,666 | \$304,428 | \$333,131 | \$355,598 | \$379,029 |
| 17/18 | \$341,492 | \$427,820 | \$367,943 | \$319,564 | \$223,330 | \$198,382 | \$174,942 | \$231,858 | \$217,632 |           |           |           |

## PLACER COUNTY BUILDING DEPARTMENT CUMULATIVE REVENUE



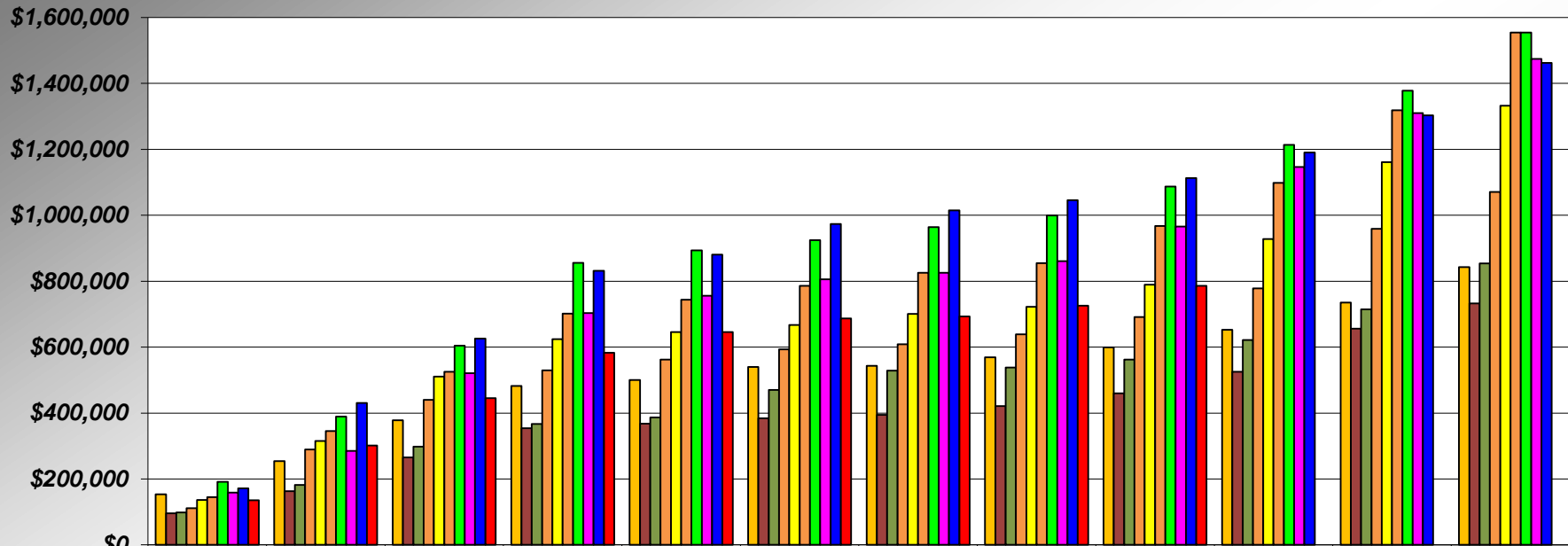
|       | JUL       | AUG       | SEP         | OCT         | NOV         | DEC         | JAN         | FEB         | MAR         | APR         | MAY         | JUN         |
|-------|-----------|-----------|-------------|-------------|-------------|-------------|-------------|-------------|-------------|-------------|-------------|-------------|
| 08/09 | \$369,001 | \$605,190 | \$836,076   | \$1,134,374 | \$1,237,971 | \$1,376,712 | \$1,441,787 | \$1,520,918 | \$1,649,908 | \$1,812,624 | \$1,981,878 | \$2,175,224 |
| 09/10 | \$201,339 | \$370,790 | \$562,033   | \$762,759   | \$862,113   | \$969,902   | \$1,066,555 | \$1,160,088 | \$1,328,490 | \$1,557,616 | \$1,799,803 | \$2,057,204 |
| 10/11 | \$187,620 | \$370,485 | \$614,620   | \$819,077   | \$972,083   | \$1,189,320 | \$1,364,493 | \$1,439,982 | \$1,555,172 | \$1,715,159 | \$1,925,886 | \$2,216,975 |
| 11/12 | \$217,999 | \$528,475 | \$797,122   | \$1,045,698 | \$1,188,141 | \$1,304,439 | \$1,423,489 | \$1,542,058 | \$1,700,050 | \$1,909,777 | \$2,212,259 | \$2,537,855 |
| 12/13 | \$253,862 | \$548,992 | \$849,387   | \$1,097,128 | \$1,230,995 | \$1,373,553 | \$1,530,334 | \$1,667,523 | \$1,917,366 | \$2,238,396 | \$2,580,767 | \$2,944,191 |
| 13/14 | \$282,126 | \$661,655 | \$980,963   | \$1,369,899 | \$1,563,290 | \$1,800,439 | \$2,024,847 | \$2,204,862 | \$2,483,890 | \$2,805,202 | \$3,255,512 | \$3,732,094 |
| 14/15 | \$384,353 | \$787,368 | \$1,200,274 | \$1,658,697 | \$1,865,262 | \$2,051,013 | \$2,284,162 | \$2,452,256 | \$2,711,412 | \$3,033,297 | \$3,408,531 | \$3,827,592 |
| 15/16 | \$379,395 | \$687,658 | \$1,157,454 | \$1,550,793 | \$1,737,046 | \$1,945,025 | \$2,142,776 | \$2,331,872 | \$2,581,323 | \$2,992,915 | \$3,364,704 | \$3,756,379 |
| 16/17 | \$356,466 | \$792,141 | \$1,202,854 | \$1,575,391 | \$1,817,983 | \$2,141,378 | \$2,351,209 | \$2,504,876 | \$2,809,303 | \$3,142,434 | \$3,498,032 | \$3,877,061 |
| 17/18 | \$341,492 | \$769,311 | \$1,137,254 | \$1,456,819 | \$1,680,149 | \$1,878,531 | \$2,053,473 | \$2,285,331 | \$2,502,963 |             |             |             |

## PLACER COUNTY BUILDING DEPARTMENT AUBURN - CUMULATIVE REVENUE



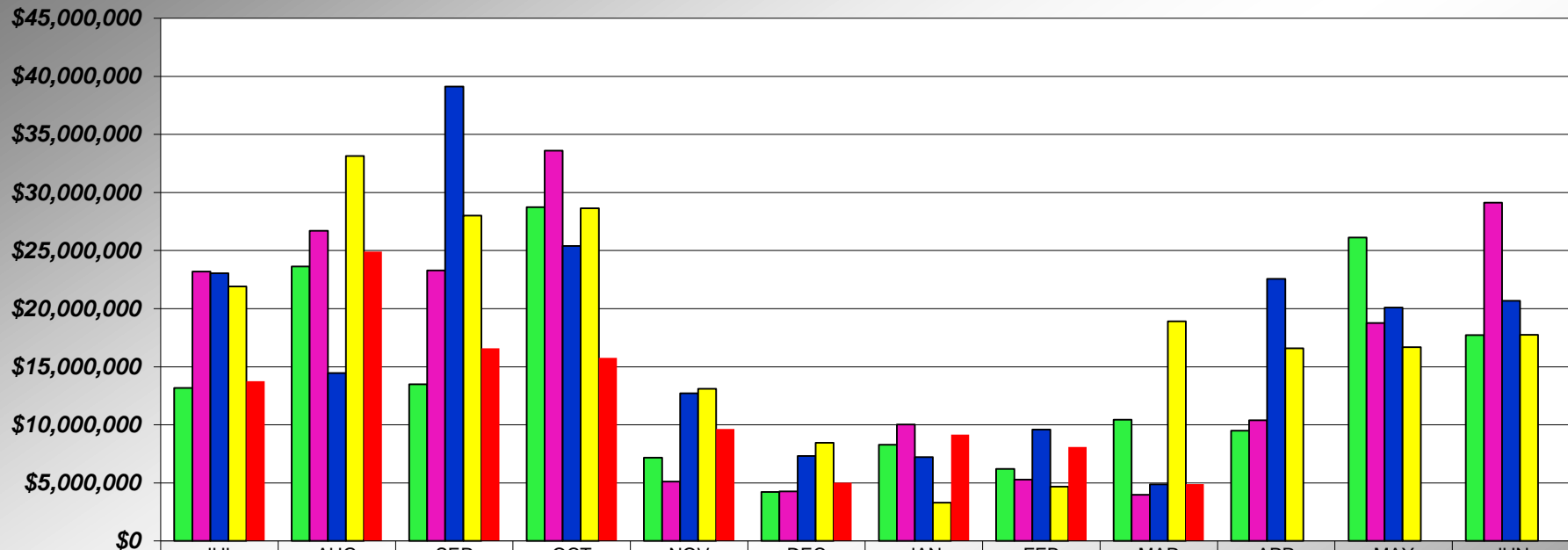
|       | JUL       | AUG       | SEP       | OCT       | NOV         | DEC         | JAN         | FEB         | MAR         | APR         | MAY         | JUN         |
|-------|-----------|-----------|-----------|-----------|-------------|-------------|-------------|-------------|-------------|-------------|-------------|-------------|
| 08/09 | \$215,025 | \$351,211 | \$457,588 | \$652,005 | \$737,645   | \$837,183   | \$898,214   | \$951,983   | \$1,050,735 | \$1,160,271 | \$1,246,908 | \$1,332,726 |
| 09/10 | \$105,018 | \$207,405 | \$296,981 | \$408,602 | \$494,005   | \$585,704   | \$672,461   | \$739,067   | \$868,595   | \$1,032,054 | \$1,143,549 | \$1,324,629 |
| 10/11 | \$88,847  | \$188,144 | \$316,508 | \$452,336 | \$585,351   | \$718,773   | \$836,131   | \$901,427   | \$992,451   | \$1,093,630 | \$1,211,017 | \$1,362,779 |
| 11/12 | \$106,427 | \$238,553 | \$356,683 | \$516,049 | \$626,197   | \$711,470   | \$814,648   | \$903,333   | \$1,008,815 | \$1,131,746 | \$1,253,618 | \$1,467,239 |
| 12/13 | \$117,607 | \$233,523 | \$338,369 | \$473,163 | \$585,524   | \$706,588   | \$829,207   | \$945,210   | \$1,128,155 | \$1,310,784 | \$1,419,212 | \$1,611,354 |
| 13/14 | \$137,344 | \$315,835 | \$455,842 | \$668,589 | \$819,327   | \$1,014,447 | \$1,198,832 | \$1,350,076 | \$1,516,744 | \$1,706,587 | \$1,936,625 | \$2,177,483 |
| 14/15 | \$193,151 | \$398,001 | \$595,448 | \$802,812 | \$971,534   | \$1,126,313 | \$1,320,430 | \$1,452,626 | \$1,624,502 | \$1,819,932 | \$2,030,926 | \$2,272,870 |
| 15/16 | \$221,065 | \$402,730 | \$636,033 | \$847,102 | \$980,849   | \$1,139,366 | \$1,316,987 | \$1,471,106 | \$1,615,205 | \$1,846,318 | \$2,054,912 | \$2,282,185 |
| 16/17 | \$185,179 | \$361,737 | \$576,672 | \$743,537 | \$937,130   | \$1,168,089 | \$1,336,516 | \$1,458,787 | \$1,696,503 | \$1,952,134 | \$2,194,670 | \$2,414,528 |
| 17/18 | \$206,348 | \$467,960 | \$691,771 | \$873,966 | \$1,034,659 | \$1,191,228 | \$1,360,081 | \$1,559,370 | \$1,716,645 |             |             |             |

## PLACER COUNTY BUILDING DEPARTMENT TAHOE - CUMULATIVE REVENUE



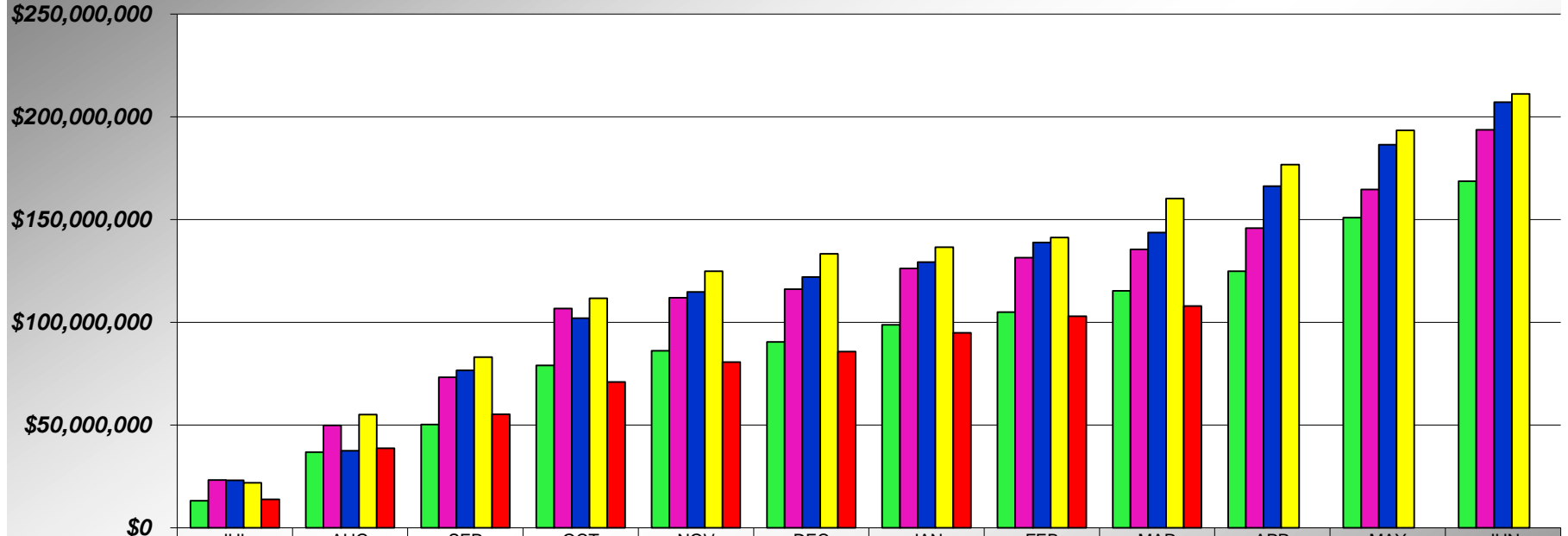
|       | JUL       | AUG       | SEP       | OCT       | NOV       | DEC       | JAN         | FEB         | MAR         | APR         | MAY         | JUN         |
|-------|-----------|-----------|-----------|-----------|-----------|-----------|-------------|-------------|-------------|-------------|-------------|-------------|
| 08/09 | \$153,976 | \$253,978 | \$378,488 | \$482,369 | \$500,325 | \$539,529 | \$543,573   | \$568,935   | \$599,174   | \$652,353   | \$734,970   | \$842,498   |
| 09/10 | \$96,320  | \$163,385 | \$265,052 | \$354,158 | \$368,108 | \$384,198 | \$394,094   | \$421,021   | \$459,894   | \$525,562   | \$656,255   | \$732,575   |
| 10/11 | \$98,773  | \$182,341 | \$298,112 | \$366,742 | \$386,732 | \$470,547 | \$528,362   | \$538,555   | \$562,721   | \$621,528   | \$714,869   | \$854,196   |
| 11/12 | \$111,571 | \$289,922 | \$440,439 | \$529,648 | \$561,945 | \$592,969 | \$608,841   | \$638,725   | \$691,235   | \$778,032   | \$958,642   | \$1,070,617 |
| 12/13 | \$136,255 | \$315,469 | \$511,018 | \$623,965 | \$645,471 | \$666,965 | \$701,127   | \$722,313   | \$789,211   | \$927,612   | \$1,161,556 | \$1,332,837 |
| 13/14 | \$144,782 | \$345,820 | \$525,121 | \$701,310 | \$743,964 | \$785,992 | \$826,015   | \$854,786   | \$967,146   | \$1,098,615 | \$1,318,887 | \$1,554,611 |
| 14/15 | \$191,202 | \$389,367 | \$604,825 | \$855,884 | \$893,728 | \$924,701 | \$963,732   | \$999,631   | \$1,086,912 | \$1,213,366 | \$1,377,605 | \$1,554,723 |
| 15/16 | \$158,329 | \$284,929 | \$521,420 | \$703,691 | \$756,197 | \$805,660 | \$825,789   | \$860,767   | \$966,119   | \$1,146,598 | \$1,309,793 | \$1,474,195 |
| 16/17 | \$171,287 | \$430,404 | \$626,182 | \$831,853 | \$880,853 | \$973,289 | \$1,014,694 | \$1,046,089 | \$1,112,800 | \$1,190,300 | \$1,303,362 | \$1,462,533 |
| 17/18 | \$135,143 | \$301,352 | \$445,483 | \$582,853 | \$645,490 | \$687,303 | \$693,392   | \$725,961   | \$786,318   |             |             |             |

**PLACER COUNTY BUILDING DEPARTMENT  
SINGLE FAMILY DWELLING  
VALUATION**



|       | JUL          | AUG          | SEP          | OCT          | NOV          | DEC         | JAN          | FEB         | MAR          | APR          | MAY          | JUN          |
|-------|--------------|--------------|--------------|--------------|--------------|-------------|--------------|-------------|--------------|--------------|--------------|--------------|
| 13/14 | \$13,181,348 | \$23,630,828 | \$13,502,014 | \$28,735,778 | \$7,164,310  | \$4,211,539 | \$8,297,110  | \$6,195,730 | \$10,444,601 | \$9,504,702  | \$26,117,892 | \$17,731,688 |
| 14/15 | \$23,188,848 | \$26,698,307 | \$23,288,297 | \$33,605,271 | \$5,121,984  | \$4,266,782 | \$10,025,593 | \$5,294,321 | \$3,982,342  | \$10,388,077 | \$18,772,095 | \$29,116,674 |
| 15/16 | \$23,051,452 | \$14,469,726 | \$39,121,867 | \$25,390,831 | \$12,725,941 | \$7,312,288 | \$7,225,539  | \$9,590,155 | \$4,869,210  | \$22,553,970 | \$20,090,215 | \$20,683,329 |
| 16/17 | \$21,921,047 | \$33,145,443 | \$28,016,410 | \$28,645,021 | \$13,099,204 | \$8,463,404 | \$3,309,732  | \$4,678,915 | \$18,905,395 | \$16,591,821 | \$16,678,077 | \$17,755,889 |
| 17/18 | \$13,759,230 | \$24,906,467 | \$16,588,677 | \$15,765,329 | \$9,652,638  | \$5,026,883 | \$9,156,915  | \$8,105,248 | \$4,909,017  |              |              |              |

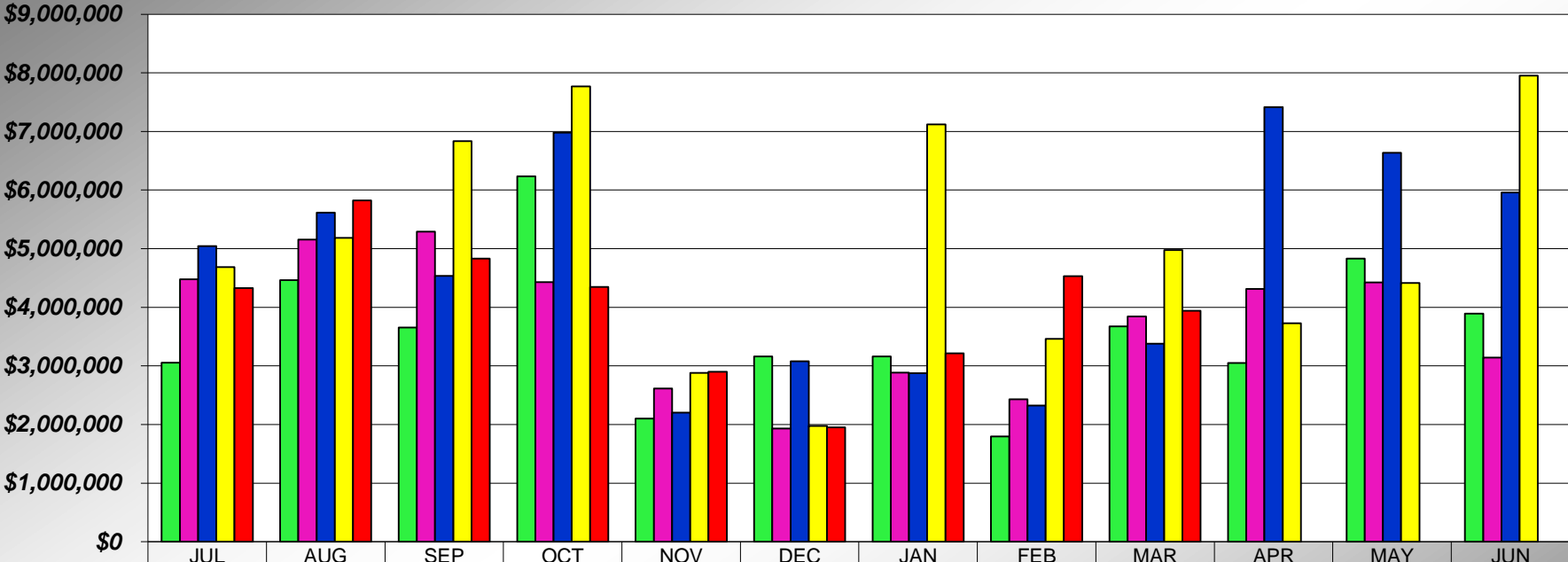
**PLACER COUNTY BUILDING DEPARTMENT  
SINGLE FAMILY DWELLING  
CUMULATIVE VALUATION**



|         | JUL          | AUG          | SEP          | OCT           | NOV           | DEC           | JAN           | FEB           | MAR           | APR           | MAY           | JUN           |
|---------|--------------|--------------|--------------|---------------|---------------|---------------|---------------|---------------|---------------|---------------|---------------|---------------|
| ■ 13/14 | \$13,181,348 | \$36,812,176 | \$50,314,190 | \$79,049,968  | \$86,214,278  | \$90,425,817  | \$98,722,927  | \$104,918,657 | \$115,363,258 | \$124,867,960 | \$150,985,852 | \$168,717,540 |
| ■ 14/15 | \$23,188,848 | \$49,887,155 | \$73,175,452 | \$106,780,723 | \$111,902,707 | \$116,169,489 | \$126,195,082 | \$131,489,403 | \$135,471,745 | \$145,859,822 | \$164,631,917 | \$193,748,591 |
| ■ 15/16 | \$23,051,452 | \$37,521,178 | \$76,643,045 | \$102,033,876 | \$114,759,817 | \$122,072,105 | \$129,297,644 | \$138,887,799 | \$143,757,009 | \$166,310,979 | \$186,401,194 | \$207,084,523 |
| ■ 16/17 | \$21,921,047 | \$55,066,490 | \$83,082,900 | \$111,727,921 | \$124,827,125 | \$133,290,529 | \$136,600,261 | \$141,279,176 | \$160,184,571 | \$176,776,392 | \$193,454,469 | \$211,210,358 |
| ■ 17/18 | \$13,759,230 | \$38,665,697 | \$55,254,374 | \$71,019,703  | \$80,672,341  | \$85,699,224  | \$94,856,139  | \$102,961,387 | \$107,870,404 |               |               |               |

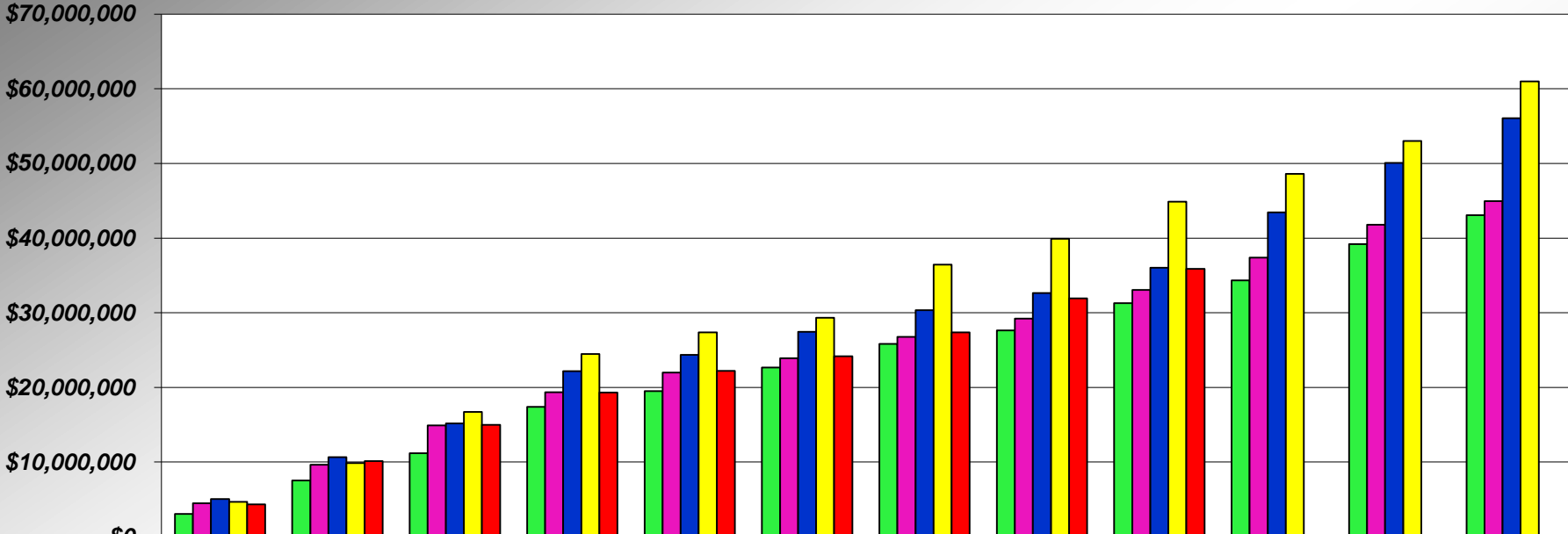


**PLACER COUNTY BUILDING DEPARTMENT  
RESIDENTIAL - ADDITIONS / ALTERATIONS / REMODELS  
VALUATION**



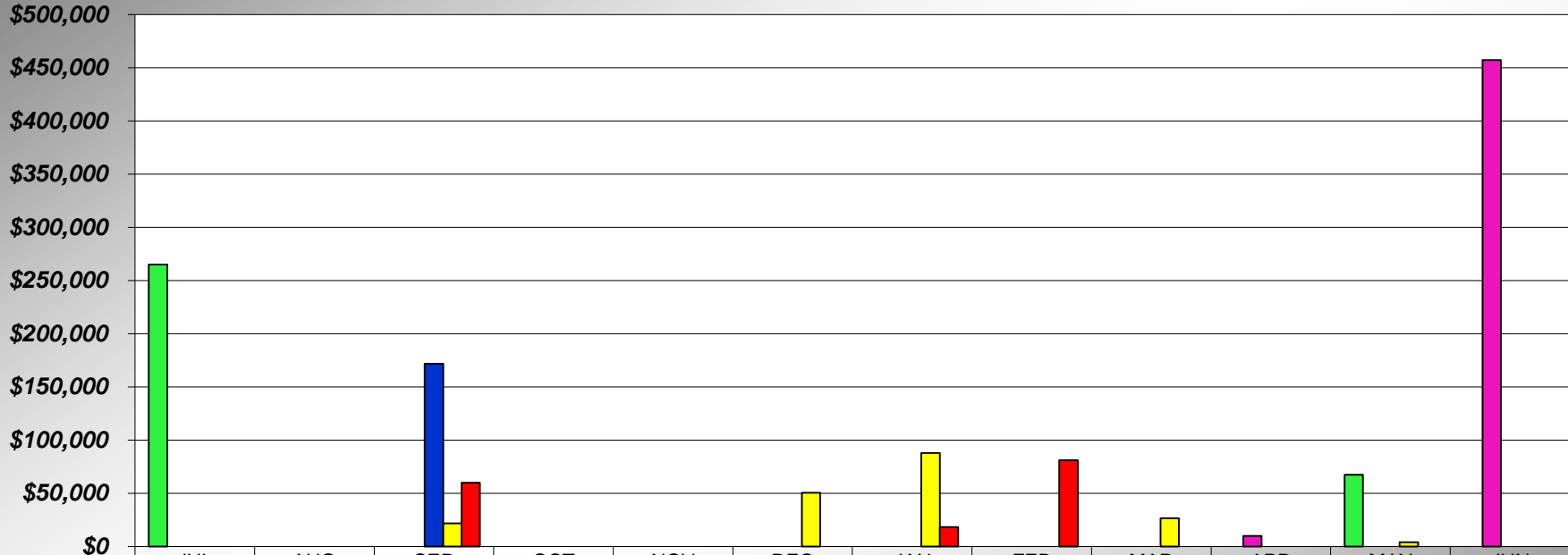
|         | JUL         | AUG         | SEP         | OCT         | NOV         | DEC         | JAN         | FEB         | MAR         | APR         | MAY         | JUN         |
|---------|-------------|-------------|-------------|-------------|-------------|-------------|-------------|-------------|-------------|-------------|-------------|-------------|
| ■ 13/14 | \$3,054,704 | \$4,461,136 | \$3,653,658 | \$6,232,761 | \$2,102,125 | \$3,159,781 | \$3,160,250 | \$1,797,295 | \$3,674,421 | \$3,050,970 | \$4,829,626 | \$3,892,689 |
| ■ 14/15 | \$4,478,004 | \$5,154,815 | \$5,291,499 | \$4,431,103 | \$2,614,842 | \$1,931,409 | \$2,885,381 | \$2,428,307 | \$3,841,757 | \$4,311,606 | \$4,423,110 | \$3,142,956 |
| ■ 15/16 | \$5,043,479 | \$5,613,256 | \$4,533,992 | \$6,981,247 | \$2,202,853 | \$3,079,831 | \$2,877,121 | \$2,324,407 | \$3,378,821 | \$7,415,139 | \$6,637,965 | \$5,961,055 |
| ■ 16/17 | \$4,683,622 | \$5,183,929 | \$6,836,268 | \$7,768,442 | \$2,882,752 | \$1,974,453 | \$7,121,564 | \$3,461,292 | \$4,974,551 | \$3,725,188 | \$4,415,123 | \$7,952,374 |
| ■ 17/18 | \$4,327,955 | \$5,821,429 | \$4,831,987 | \$4,347,727 | \$2,898,891 | \$1,949,784 | \$3,212,265 | \$4,533,215 | \$3,942,532 |             |             |             |

**PLACER COUNTY BUILDING DEPARTMENT  
RESIDENTIAL - ADDITIONS / ALTERATIONS / REMODELS  
CUMULATIVE VALUATION**



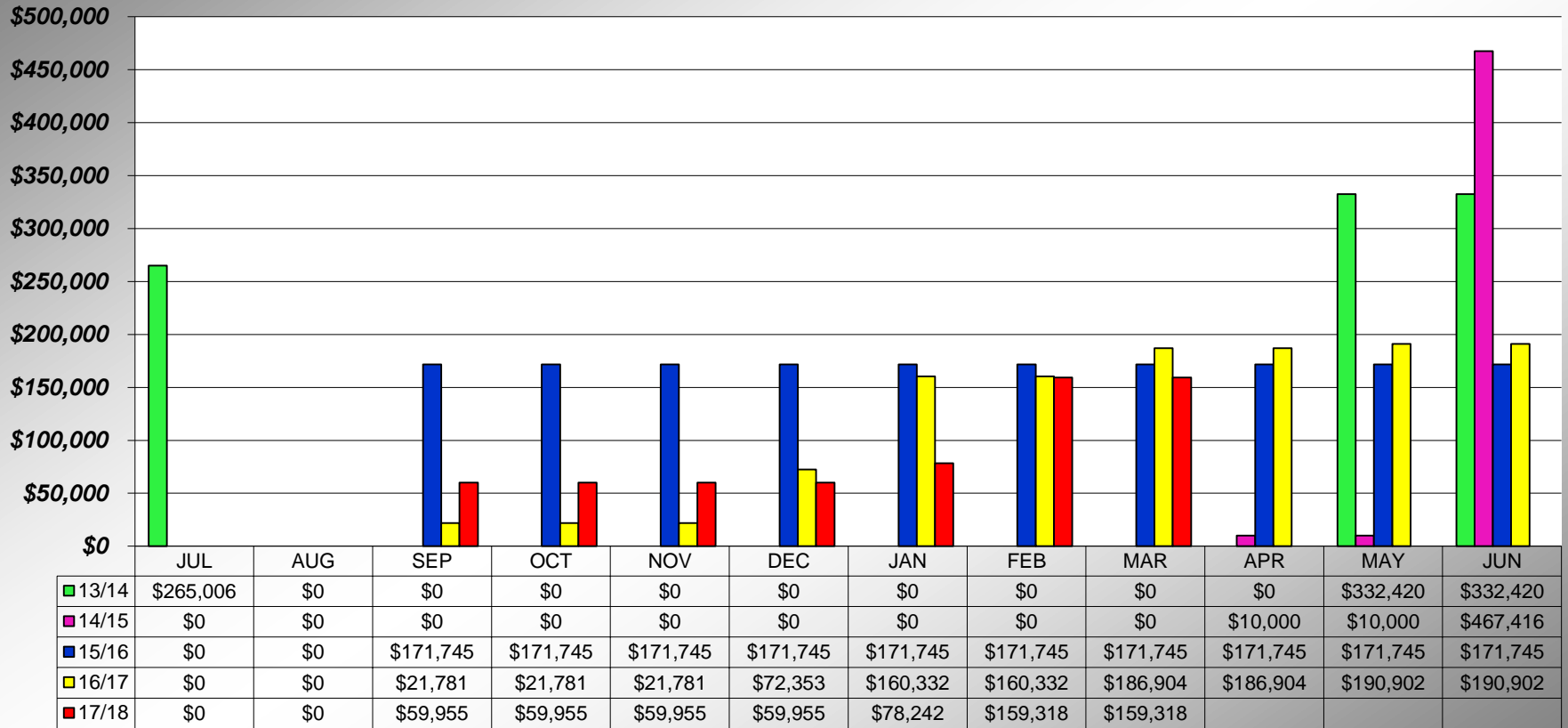
|         | JUL         | AUG          | SEP          | OCT          | NOV          | DEC          | JAN          | FEB          | MAR          | APR          | MAY          | JUN          |
|---------|-------------|--------------|--------------|--------------|--------------|--------------|--------------|--------------|--------------|--------------|--------------|--------------|
| ■ 13/14 | \$3,054,704 | \$7,515,840  | \$11,169,498 | \$17,402,259 | \$19,504,384 | \$22,664,165 | \$25,824,415 | \$27,621,710 | \$31,296,131 | \$34,347,101 | \$39,176,727 | \$43,069,416 |
| ■ 14/15 | \$4,478,004 | \$9,632,819  | \$14,924,318 | \$19,355,421 | \$21,970,263 | \$23,901,672 | \$26,787,053 | \$29,215,360 | \$33,057,117 | \$37,368,723 | \$41,791,833 | \$44,934,789 |
| ■ 15/16 | \$5,043,479 | \$10,656,735 | \$15,190,727 | \$22,171,974 | \$24,374,827 | \$27,454,658 | \$30,331,779 | \$32,656,186 | \$36,035,007 | \$43,450,146 | \$50,088,111 | \$56,049,166 |
| ■ 16/17 | \$4,683,622 | \$9,867,551  | \$16,703,819 | \$24,472,261 | \$27,355,013 | \$29,329,466 | \$36,451,030 | \$39,912,322 | \$44,886,873 | \$48,612,061 | \$53,027,184 | \$60,979,558 |
| ■ 17/18 | \$4,327,955 | \$10,149,384 | \$14,981,371 | \$19,329,098 | \$22,227,989 | \$24,177,773 | \$27,390,038 | \$31,923,253 | \$35,865,785 |              |              |              |

## PLACER COUNTY BUILDING DEPARTMENT INDUSTRIAL VALUATION

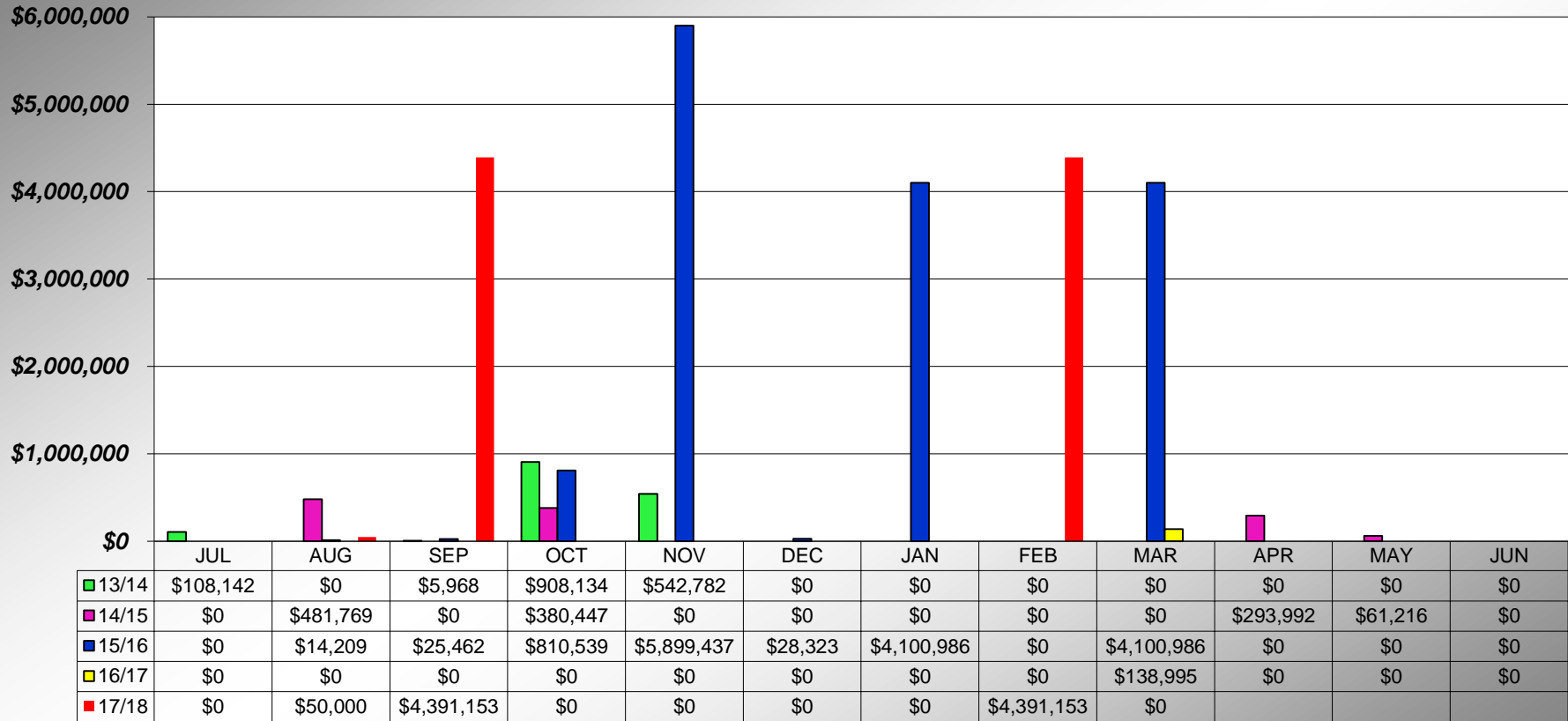


|       | JUL       | AUG | SEP       | OCT | NOV | DEC      | JAN      | FEB      | MAR      | APR      | MAY      | JUN       |
|-------|-----------|-----|-----------|-----|-----|----------|----------|----------|----------|----------|----------|-----------|
| 13/14 | \$265,006 | \$0 | \$0       | \$0 | \$0 | \$0      | \$0      | \$0      | \$0      | \$0      | \$67,414 | \$0       |
| 14/15 | \$0       | \$0 | \$0       | \$0 | \$0 | \$0      | \$0      | \$0      | \$0      | \$10,000 | \$0      | \$457,416 |
| 15/16 | \$0       | \$0 | \$171,745 | \$0 | \$0 | \$0      | \$0      | \$0      | \$0      | \$0      | \$0      | \$0       |
| 16/17 | \$0       | \$0 | \$21,781  | \$0 | \$0 | \$50,572 | \$87,979 | \$0      | \$26,572 | \$0      | \$3,998  | \$0       |
| 17/18 | \$0       | \$0 | \$59,955  | \$0 | \$0 | \$0      | \$18,287 | \$81,076 | \$0      |          |          |           |

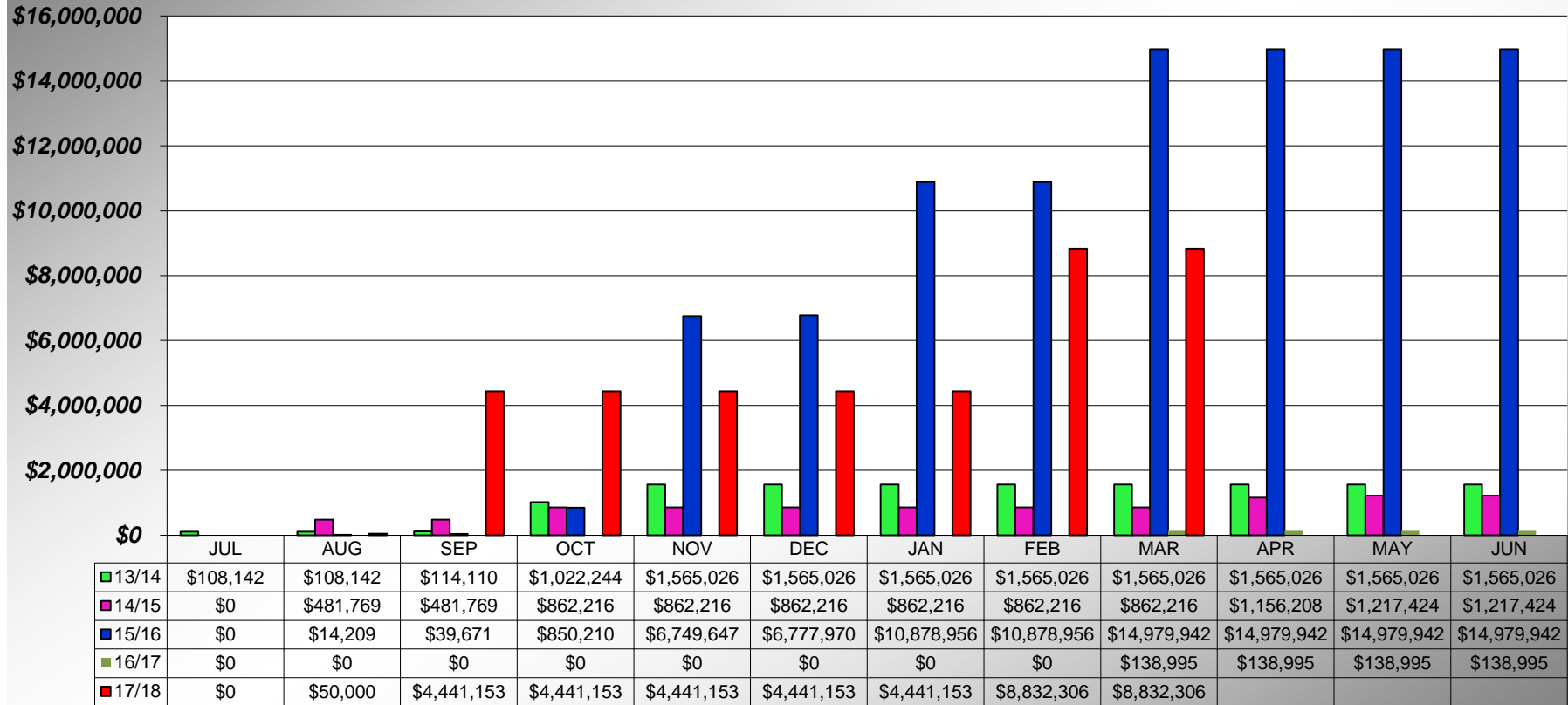
**PLACER COUNTY BUILDING DEPARTMENT  
INDUSTRIAL  
CUMULATIVE VALUATION**



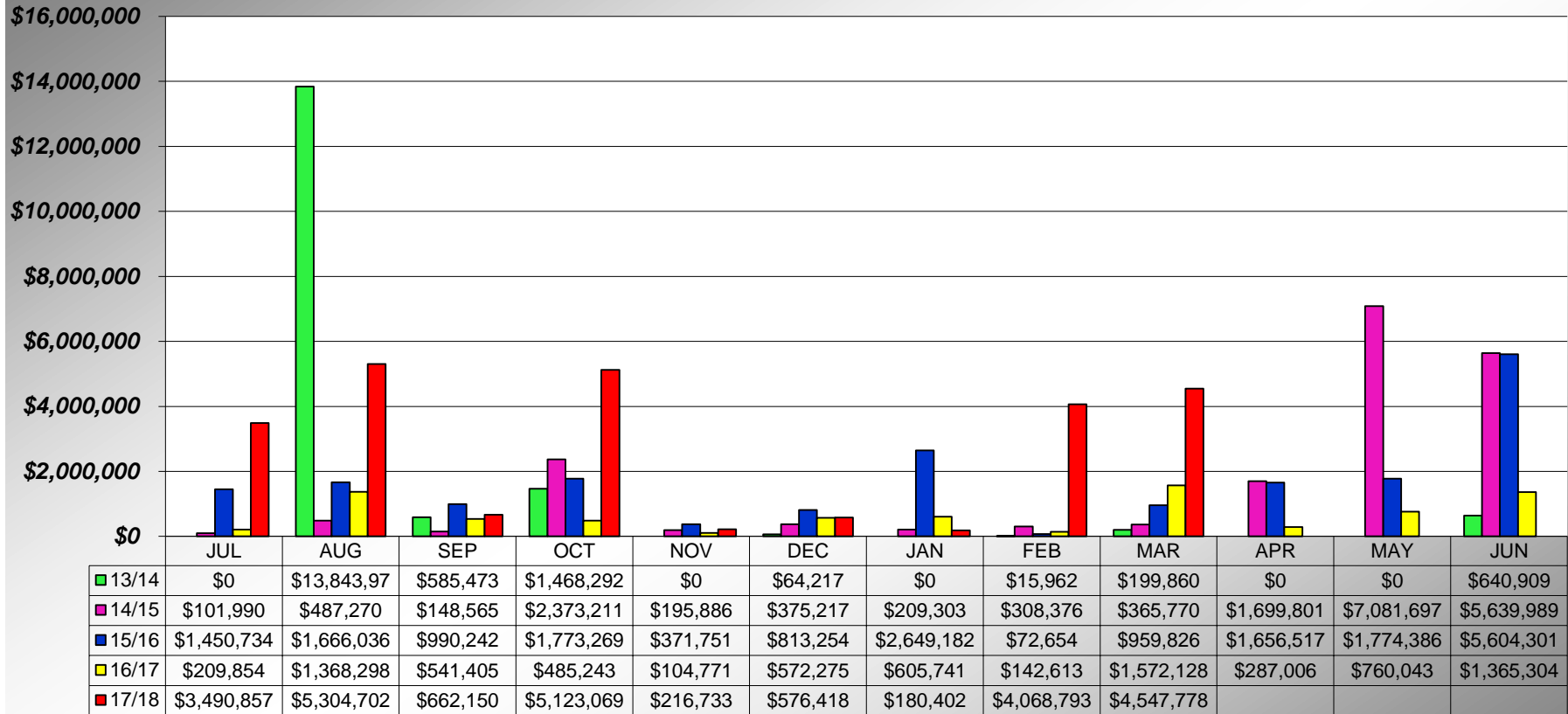
**PLACER COUNTY BUILDING DEPARTMENT  
INSTITUTIONAL VALUATION**  
(Elderly Resident Care Homes/ Churches/Schools)



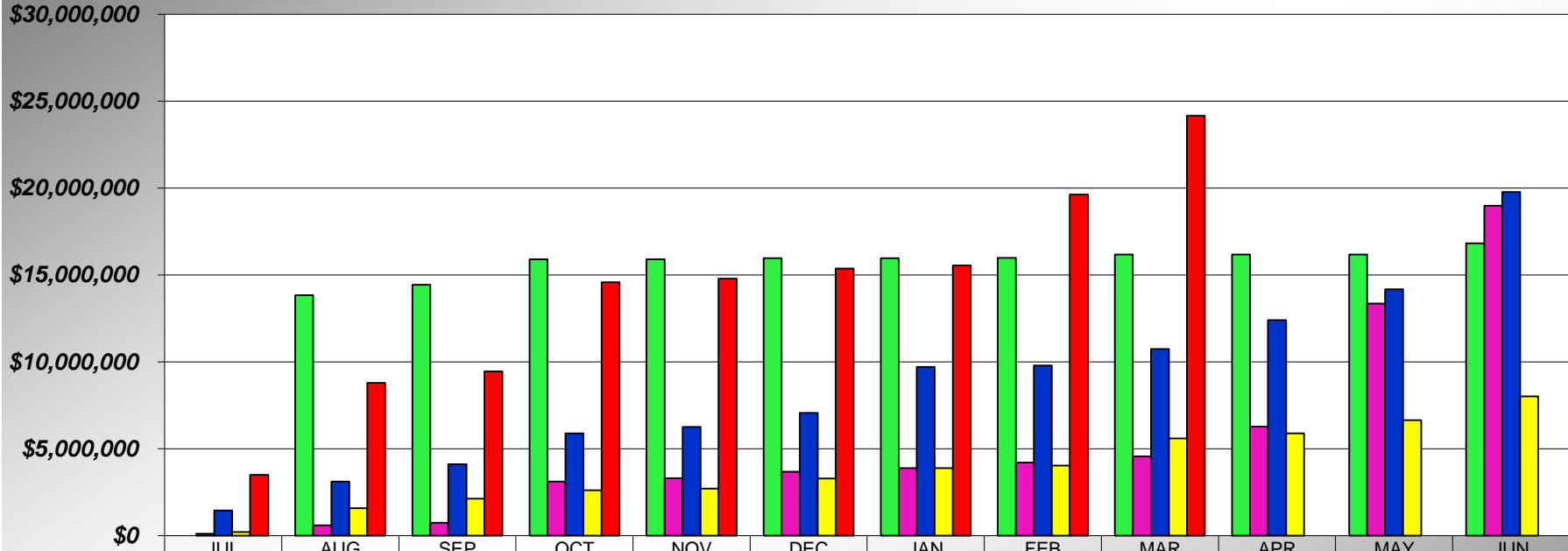
**PLACER COUNTY BUILDING DEPARTMENT  
INSTITUTIONAL  
CUMULATIVE VALUATION  
(Elderly Resident Care Homes/ Churches/Schools)**



**PLACER COUNTY BUILDING DEPARTMENT  
COMMERICAL VALUATION**  
(Recreational Structures/Parking Garages/Service Stations/Offices/Banks/Stores)



**PLACER COUNTY BUILDING DEPARTMENT  
COMMERICAL  
CUMULATIVE VALUATION**  
(Recreational Structures/Parking Garages/Service Stations/Offices/Banks/Stores)

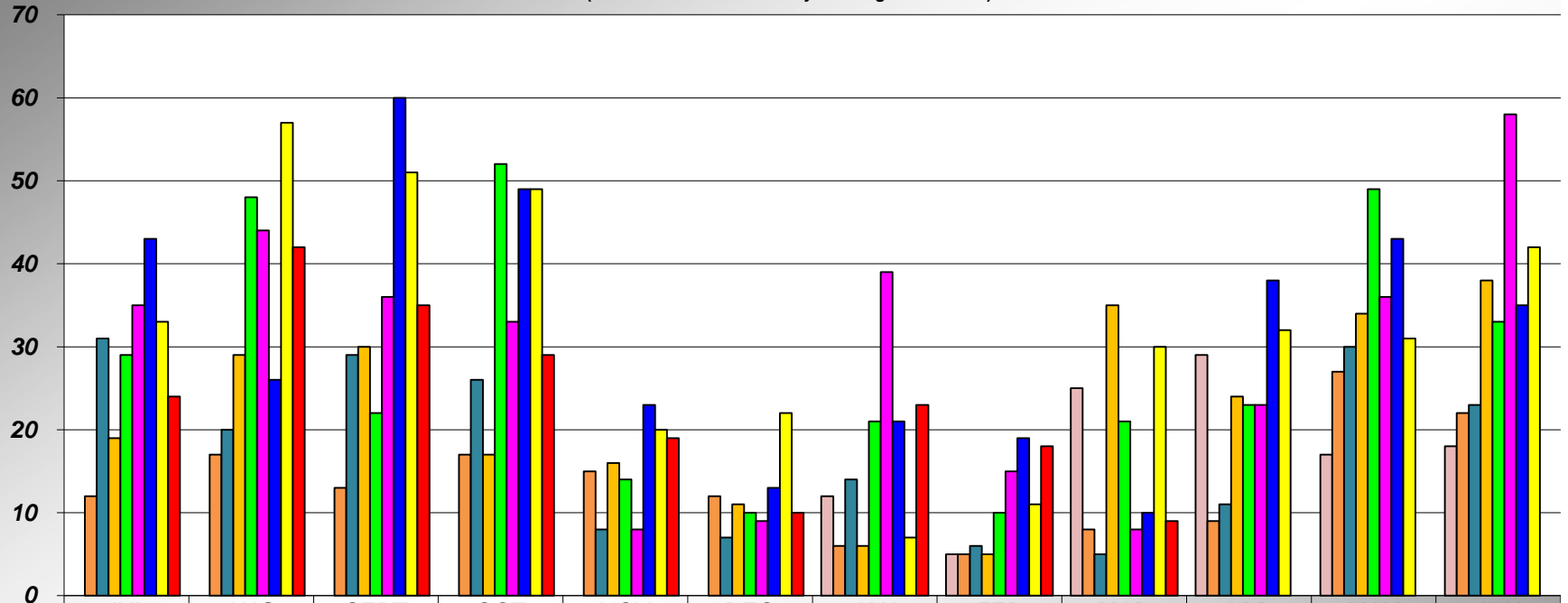


|       | JUL         | AUG          | SEP          | OCT          | NOV          | DEC          | JAN          | FEB          | MAR          | APR          | MAY          | JUN          |
|-------|-------------|--------------|--------------|--------------|--------------|--------------|--------------|--------------|--------------|--------------|--------------|--------------|
| 13/14 | \$0         | \$13,843,976 | \$14,429,449 | \$15,897,741 | \$15,897,741 | \$15,961,958 | \$15,961,958 | \$15,977,920 | \$16,177,780 | \$16,177,780 | \$16,177,780 | \$16,818,689 |
| 14/15 | \$101,990   | \$589,260    | \$737,825    | \$3,111,036  | \$3,306,922  | \$3,682,139  | \$3,891,442  | \$4,199,818  | \$4,565,588  | \$6,265,389  | \$13,347,086 | \$18,987,075 |
| 15/16 | \$1,450,734 | \$3,116,770  | \$4,107,012  | \$5,880,281  | \$6,252,032  | \$7,065,286  | \$9,714,468  | \$9,787,122  | \$10,746,948 | \$12,403,465 | \$14,177,851 | \$19,782,152 |
| 16/17 | \$209,854   | \$1,578,152  | \$2,119,557  | \$2,604,800  | \$2,709,571  | \$3,281,846  | \$3,887,587  | \$4,030,200  | \$5,602,328  | \$5,889,334  | \$6,649,377  | \$8,014,681  |
| 17/18 | \$3,490,857 | \$8,795,559  | \$9,457,709  | \$14,580,778 | \$14,797,511 | \$15,373,929 | \$15,554,331 | \$19,623,124 | \$24,170,902 |              |              |              |



# PLACER COUNTY BUILDING DEPARTMENT SFD PERMITS ISSUED SUSTAINABILITY

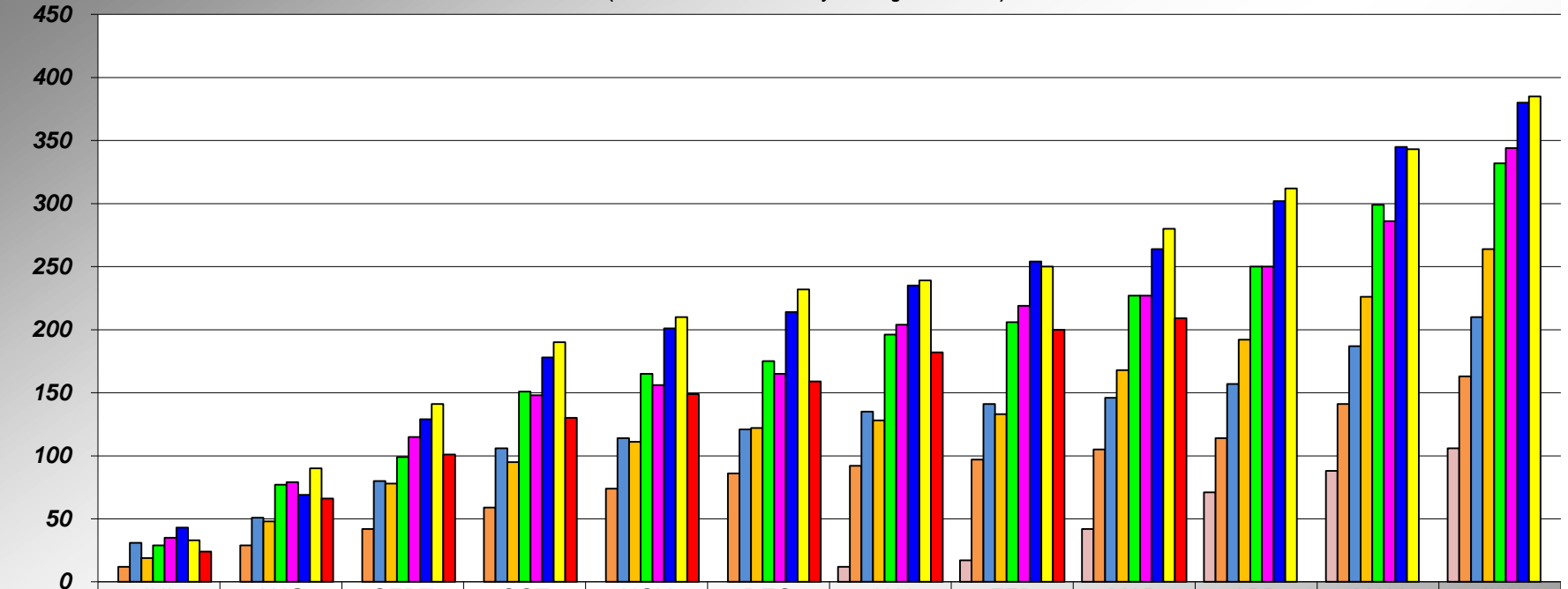
Custom & Subdivision Homes only  
(does not include secondary dwellings or rebuilds)



|       | JUL | AUG | SEPT | OCT | NOV | DEC | JAN | FEB | MAR | APR | MAY | JUN |
|-------|-----|-----|------|-----|-----|-----|-----|-----|-----|-----|-----|-----|
| 09-10 |     |     |      |     |     |     | 12  | 5   | 25  | 29  | 17  | 18  |
| 10-11 | 12  | 17  | 13   | 17  | 15  | 12  | 6   | 5   | 8   | 9   | 27  | 22  |
| 11-12 | 31  | 20  | 29   | 26  | 8   | 7   | 14  | 6   | 5   | 11  | 30  | 23  |
| 12-13 | 19  | 29  | 30   | 17  | 16  | 11  | 6   | 5   | 35  | 24  | 34  | 38  |
| 13-14 | 29  | 48  | 22   | 52  | 14  | 10  | 21  | 10  | 21  | 23  | 49  | 33  |
| 14-15 | 35  | 44  | 36   | 33  | 8   | 9   | 39  | 15  | 8   | 23  | 36  | 58  |
| 15-16 | 43  | 26  | 60   | 49  | 23  | 13  | 21  | 19  | 10  | 38  | 43  | 35  |
| 16-17 | 33  | 57  | 51   | 49  | 20  | 22  | 7   | 11  | 30  | 32  | 31  | 42  |
| 17-18 | 24  | 42  | 35   | 29  | 19  | 10  | 23  | 18  | 9   |     | 0   |     |

# PLACER COUNTY BUILDING DEPARTMENT CUMULATIVE SFD PERMITS ISSUED SUSTAINABILITY

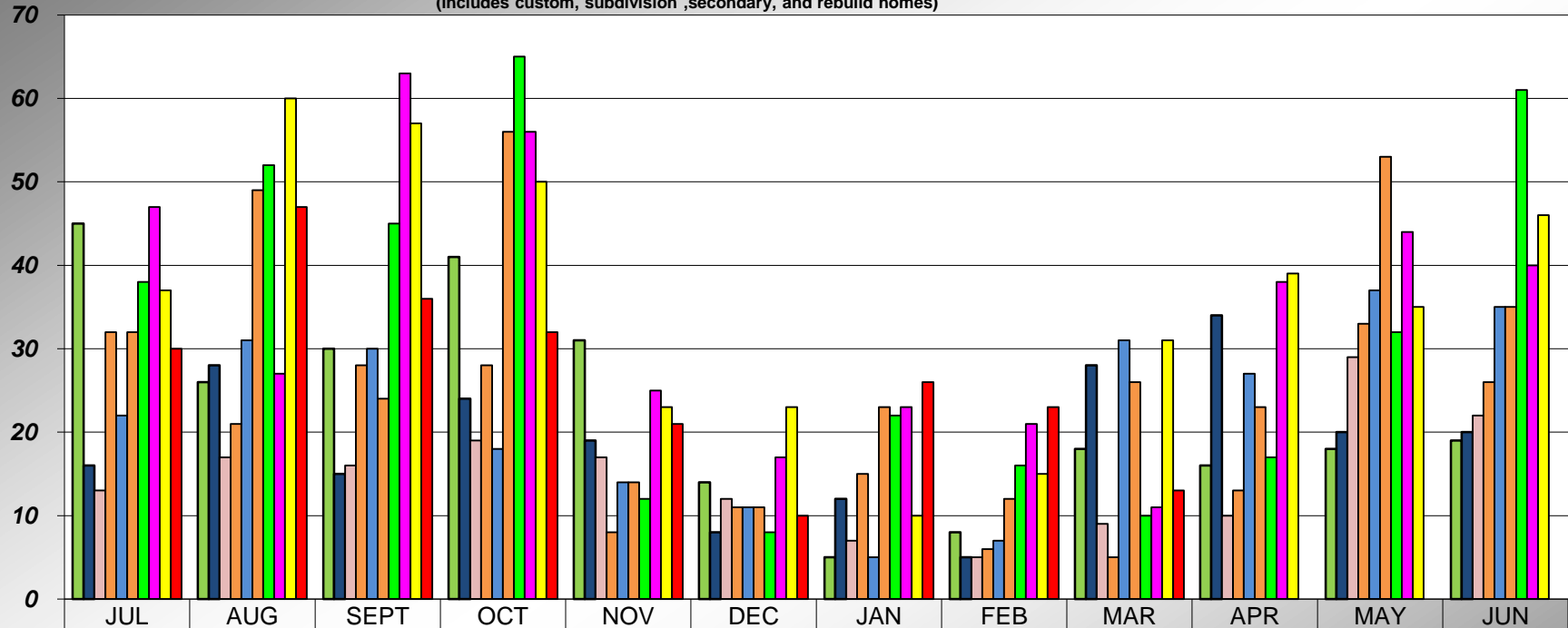
Custom & Subdivision Homes only  
(does not include secondary dwellings or rebuilds)



|       | JUL | AUG | SEPT | OCT | NOV | DEC | JAN | FEB | MAR | APR | MAY | JUN |
|-------|-----|-----|------|-----|-----|-----|-----|-----|-----|-----|-----|-----|
| 09-10 |     |     |      |     |     |     | 12  | 17  | 42  | 71  | 88  | 106 |
| 10-11 | 12  | 29  | 42   | 59  | 74  | 86  | 92  | 97  | 105 | 114 | 141 | 163 |
| 11-12 | 31  | 51  | 80   | 106 | 114 | 121 | 135 | 141 | 146 | 157 | 187 | 210 |
| 12-13 | 19  | 48  | 78   | 95  | 111 | 122 | 128 | 133 | 168 | 192 | 226 | 264 |
| 13-14 | 29  | 77  | 99   | 151 | 165 | 175 | 196 | 206 | 227 | 250 | 299 | 332 |
| 14-15 | 35  | 79  | 115  | 148 | 156 | 165 | 204 | 219 | 227 | 250 | 286 | 344 |
| 15-16 | 43  | 69  | 129  | 178 | 201 | 214 | 235 | 254 | 264 | 302 | 345 | 380 |
| 16-17 | 33  | 90  | 141  | 190 | 210 | 232 | 239 | 250 | 280 | 312 | 343 | 385 |
| 17-18 | 24  | 66  | 101  | 130 | 149 | 159 | 182 | 200 | 209 |     |     |     |

## PLACER COUNTY BUILDING DEPARTMENT SFD PERMITS ISSUED

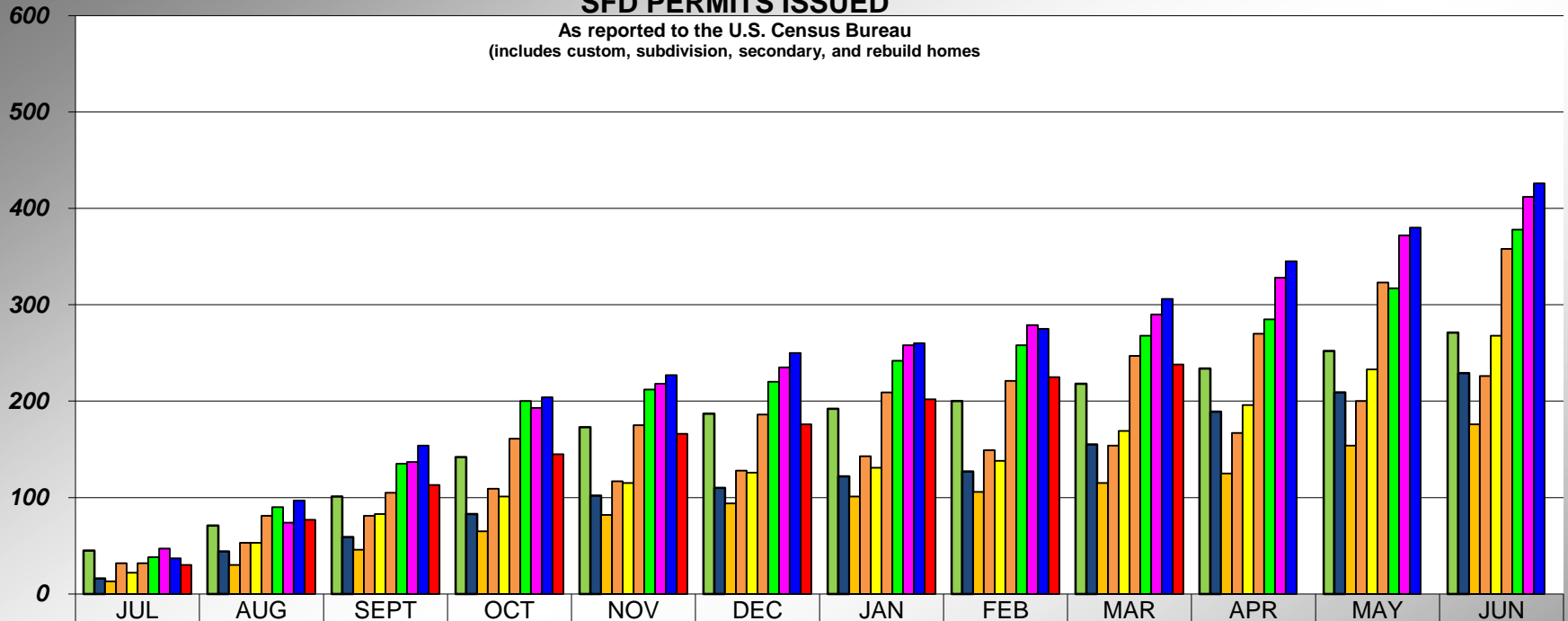
As reported to the U.S. Census Bureau  
(includes custom, subdivision ,secondary, and rebuild homes)



|       | JUL | AUG | SEPT | OCT | NOV | DEC | JAN | FEB | MAR | APR | MAY | JUN |
|-------|-----|-----|------|-----|-----|-----|-----|-----|-----|-----|-----|-----|
| 08-09 | 45  | 26  | 30   | 41  | 31  | 14  | 5   | 8   | 18  | 16  | 18  | 19  |
| 09-10 | 16  | 28  | 15   | 24  | 19  | 8   | 12  | 5   | 28  | 34  | 20  | 20  |
| 10-11 | 13  | 17  | 16   | 19  | 17  | 12  | 7   | 5   | 9   | 10  | 29  | 22  |
| 11-12 | 32  | 21  | 28   | 28  | 8   | 11  | 15  | 6   | 5   | 13  | 33  | 26  |
| 12-13 | 22  | 31  | 30   | 18  | 14  | 11  | 5   | 7   | 31  | 27  | 37  | 35  |
| 13-14 | 32  | 49  | 24   | 56  | 14  | 11  | 23  | 12  | 26  | 23  | 53  | 35  |
| 14-15 | 38  | 52  | 45   | 65  | 12  | 8   | 22  | 16  | 10  | 17  | 32  | 61  |
| 15-16 | 47  | 27  | 63   | 56  | 25  | 17  | 23  | 21  | 11  | 38  | 44  | 40  |
| 16-17 | 37  | 60  | 57   | 50  | 23  | 23  | 10  | 15  | 31  | 39  | 35  | 46  |
| 17-18 | 30  | 47  | 36   | 32  | 21  | 10  | 26  | 23  | 13  |     |     |     |

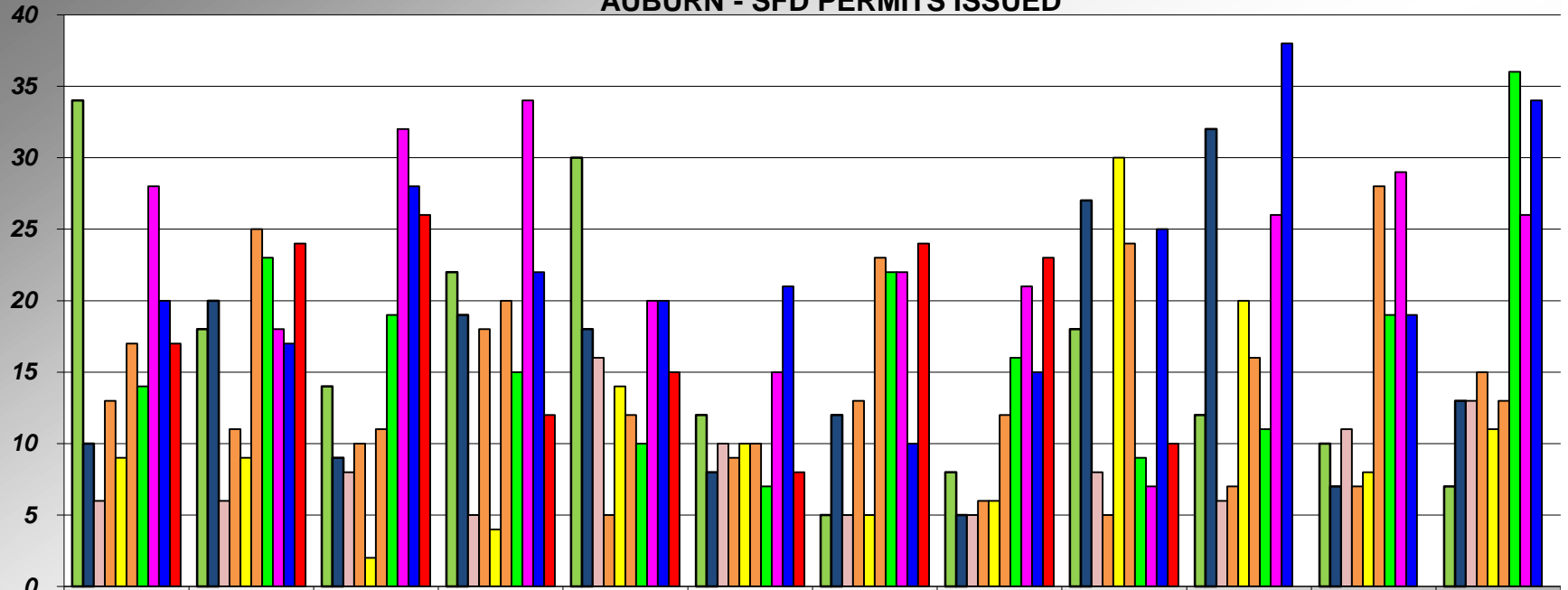
## PLACER COUNTY BUILDING DEPARTMENT CUMULATIVE SFD PERMITS ISSUED

As reported to the U.S. Census Bureau  
(includes custom, subdivision, secondary, and rebuild homes)



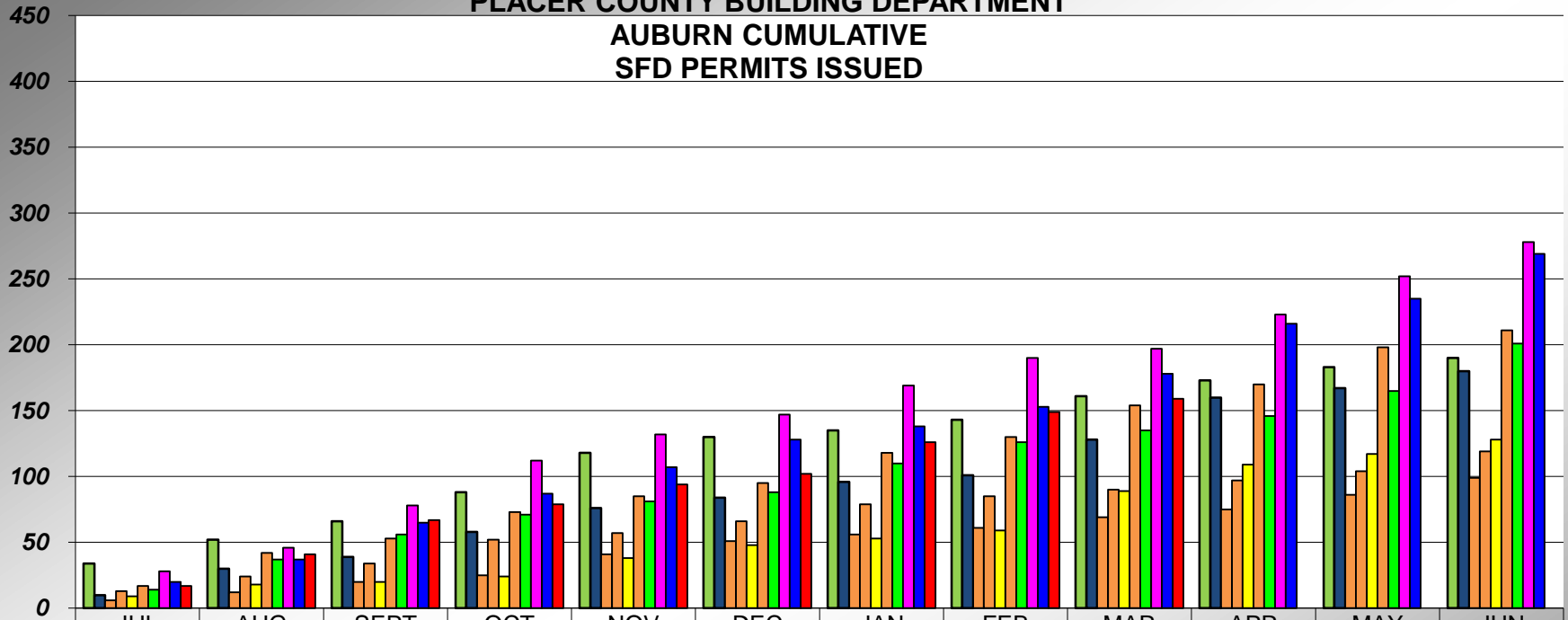
|       | JUL | AUG | SEPT | OCT | NOV | DEC | JAN | FEB | MAR | APR | MAY | JUN |
|-------|-----|-----|------|-----|-----|-----|-----|-----|-----|-----|-----|-----|
| 08-09 | 45  | 71  | 101  | 142 | 173 | 187 | 192 | 200 | 218 | 234 | 252 | 271 |
| 09-10 | 16  | 44  | 59   | 83  | 102 | 110 | 122 | 127 | 155 | 189 | 209 | 229 |
| 10-11 | 13  | 30  | 46   | 65  | 82  | 94  | 101 | 106 | 115 | 125 | 154 | 176 |
| 11-12 | 32  | 53  | 81   | 109 | 117 | 128 | 143 | 149 | 154 | 167 | 200 | 226 |
| 12-13 | 22  | 53  | 83   | 101 | 115 | 126 | 131 | 138 | 169 | 196 | 233 | 268 |
| 13-14 | 32  | 81  | 105  | 161 | 175 | 186 | 209 | 221 | 247 | 270 | 323 | 358 |
| 14-15 | 38  | 90  | 135  | 200 | 212 | 220 | 242 | 258 | 268 | 285 | 317 | 378 |
| 15-16 | 47  | 74  | 137  | 193 | 218 | 235 | 258 | 279 | 290 | 328 | 372 | 412 |
| 16-17 | 37  | 97  | 154  | 204 | 227 | 250 | 260 | 275 | 306 | 345 | 380 | 426 |
| 17-18 | 30  | 77  | 113  | 145 | 166 | 176 | 202 | 225 | 238 |     |     |     |

**PLACER COUNTY BUILDING DEPARTMENT  
AUBURN - SFD PERMITS ISSUED**



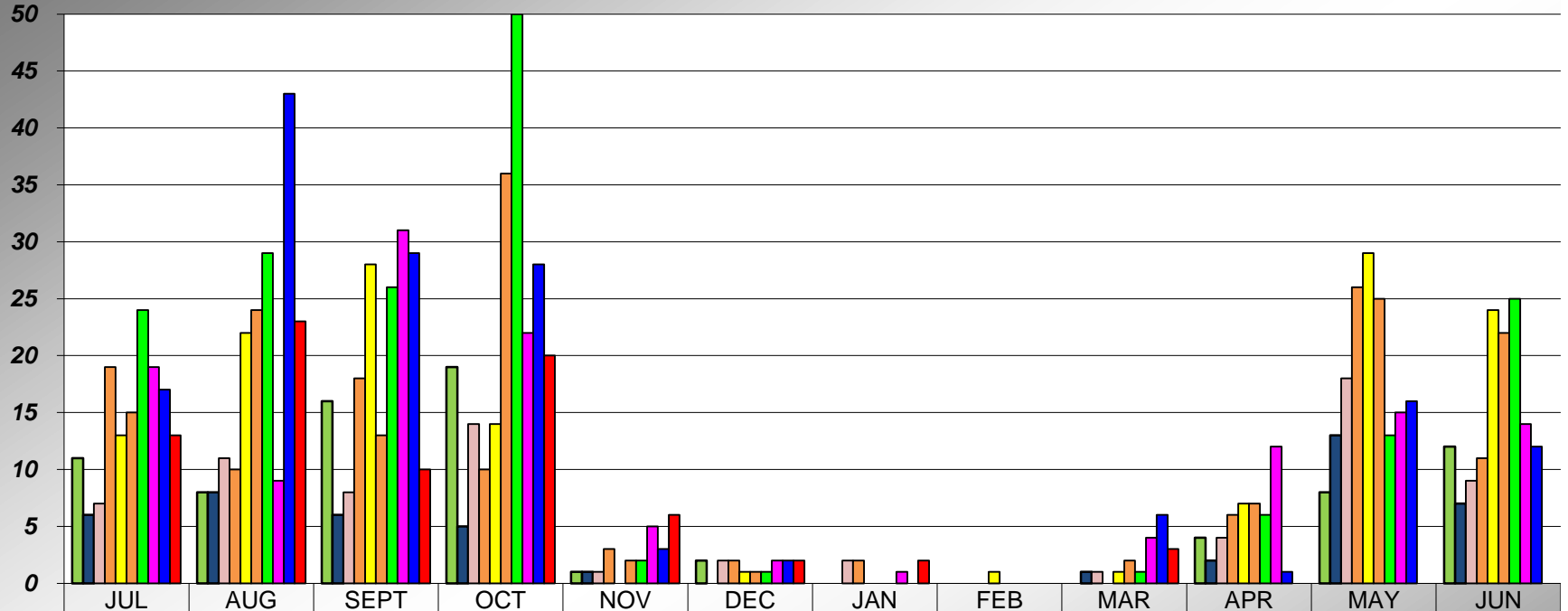
|       | JUL | AUG | SEPT | OCT | NOV | DEC | JAN | FEB | MAR | APR | MAY | JUN |
|-------|-----|-----|------|-----|-----|-----|-----|-----|-----|-----|-----|-----|
| 08-09 | 34  | 18  | 14   | 22  | 30  | 12  | 5   | 8   | 18  | 12  | 10  | 7   |
| 09-10 | 10  | 20  | 9    | 19  | 18  | 8   | 12  | 5   | 27  | 32  | 7   | 13  |
| 10-11 | 6   | 6   | 8    | 5   | 16  | 10  | 5   | 5   | 8   | 6   | 11  | 13  |
| 11-12 | 13  | 11  | 10   | 18  | 5   | 9   | 13  | 6   | 5   | 7   | 7   | 15  |
| 12-13 | 9   | 9   | 2    | 4   | 14  | 10  | 5   | 6   | 30  | 20  | 8   | 11  |
| 13-14 | 17  | 25  | 11   | 20  | 12  | 10  | 23  | 12  | 24  | 16  | 28  | 13  |
| 14-15 | 14  | 23  | 19   | 15  | 10  | 7   | 22  | 16  | 9   | 11  | 19  | 36  |
| 15-16 | 28  | 18  | 32   | 34  | 20  | 15  | 22  | 21  | 7   | 26  | 29  | 26  |
| 16-17 | 20  | 17  | 28   | 22  | 20  | 21  | 10  | 15  | 25  | 38  | 19  | 34  |
| 17-18 | 17  | 24  | 26   | 12  | 15  | 8   | 24  | 23  | 10  |     |     |     |

**PLACER COUNTY BUILDING DEPARTMENT  
AUBURN CUMULATIVE  
SFD PERMITS ISSUED**



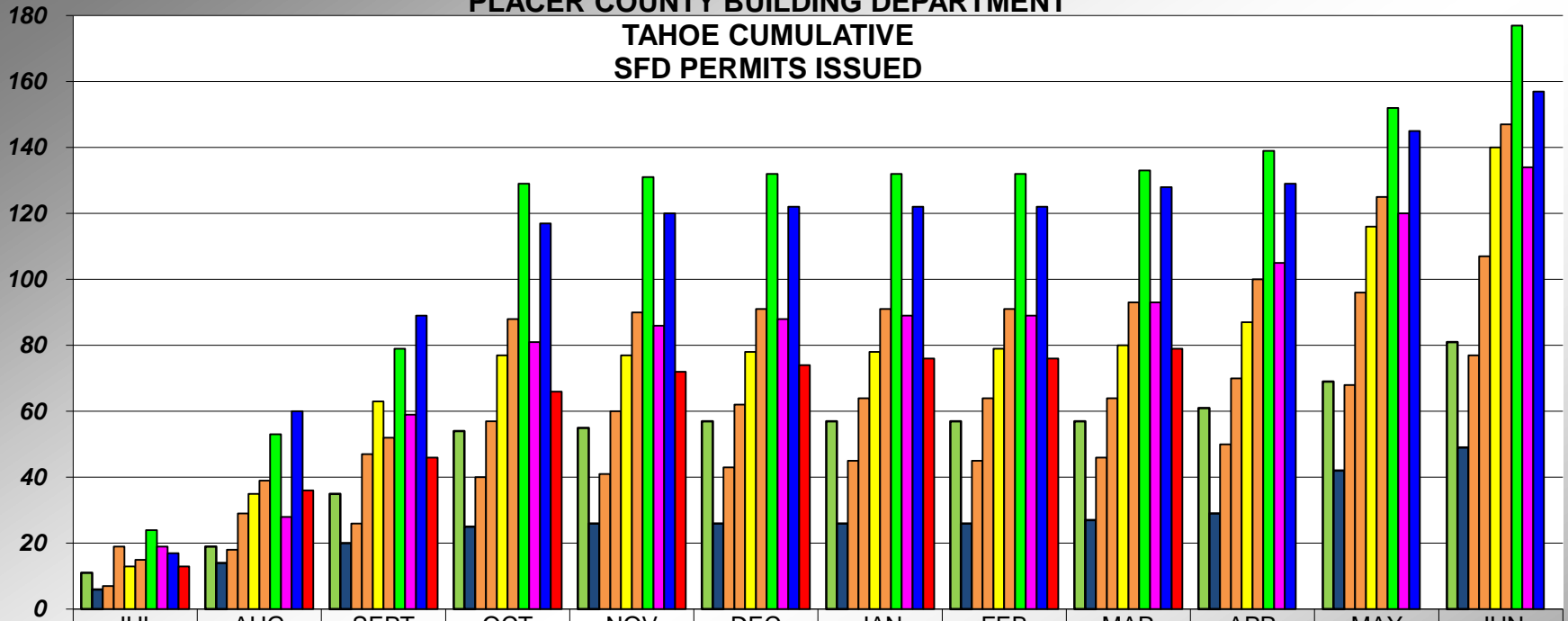
|       | JUL | AUG | SEPT | OCT | NOV | DEC | JAN | FEB | MAR | APR | MAY | JUN |
|-------|-----|-----|------|-----|-----|-----|-----|-----|-----|-----|-----|-----|
| 08-09 | 34  | 52  | 66   | 88  | 118 | 130 | 135 | 143 | 161 | 173 | 183 | 190 |
| 09-10 | 10  | 30  | 39   | 58  | 76  | 84  | 96  | 101 | 128 | 160 | 167 | 180 |
| 10-11 | 6   | 12  | 20   | 25  | 41  | 51  | 56  | 61  | 69  | 75  | 86  | 99  |
| 11-12 | 13  | 24  | 34   | 52  | 57  | 66  | 79  | 85  | 90  | 97  | 104 | 119 |
| 12-13 | 9   | 18  | 20   | 24  | 38  | 48  | 53  | 59  | 89  | 109 | 117 | 128 |
| 13-14 | 17  | 42  | 53   | 73  | 85  | 95  | 118 | 130 | 154 | 170 | 198 | 211 |
| 14-15 | 14  | 37  | 56   | 71  | 81  | 88  | 110 | 126 | 135 | 146 | 165 | 201 |
| 15-16 | 28  | 46  | 78   | 112 | 132 | 147 | 169 | 190 | 197 | 223 | 252 | 278 |
| 16-17 | 20  | 37  | 65   | 87  | 107 | 128 | 138 | 153 | 178 | 216 | 235 | 269 |
| 17-18 | 17  | 41  | 67   | 79  | 94  | 102 | 126 | 149 | 159 |     |     |     |

**PLACER COUNTY BUILDING DEPARTMENT  
TAHOE - SFD PERMITS ISSUED**



|       | JUL | AUG | SEPT | OCT | NOV | DEC | JAN | FEB | MAR | APR | MAY | JUN |
|-------|-----|-----|------|-----|-----|-----|-----|-----|-----|-----|-----|-----|
| 08-09 | 11  | 8   | 16   | 19  | 1   | 2   | 0   | 0   | 0   | 4   | 8   | 12  |
| 09-10 | 6   | 8   | 6    | 5   | 1   | 0   | 0   | 0   | 1   | 2   | 13  | 7   |
| 10-11 | 7   | 11  | 8    | 14  | 1   | 2   | 2   | 0   | 1   | 4   | 18  | 9   |
| 11-12 | 19  | 10  | 18   | 10  | 3   | 2   | 2   | 0   | 0   | 6   | 26  | 11  |
| 12-13 | 13  | 22  | 28   | 14  | 0   | 1   | 0   | 1   | 1   | 7   | 29  | 24  |
| 13-14 | 15  | 24  | 13   | 36  | 2   | 1   | 0   | 0   | 2   | 7   | 25  | 22  |
| 14-15 | 24  | 29  | 26   | 50  | 2   | 1   | 0   | 0   | 1   | 6   | 13  | 25  |
| 15-16 | 19  | 9   | 31   | 22  | 5   | 2   | 1   | 0   | 4   | 12  | 15  | 14  |
| 16-17 | 17  | 43  | 29   | 28  | 3   | 2   | 0   | 0   | 6   | 1   | 16  | 12  |
| 17-18 | 13  | 23  | 10   | 20  | 6   | 2   | 2   | 0   | 3   |     |     |     |

**PLACER COUNTY BUILDING DEPARTMENT  
TAHOE CUMULATIVE  
SFD PERMITS ISSUED**



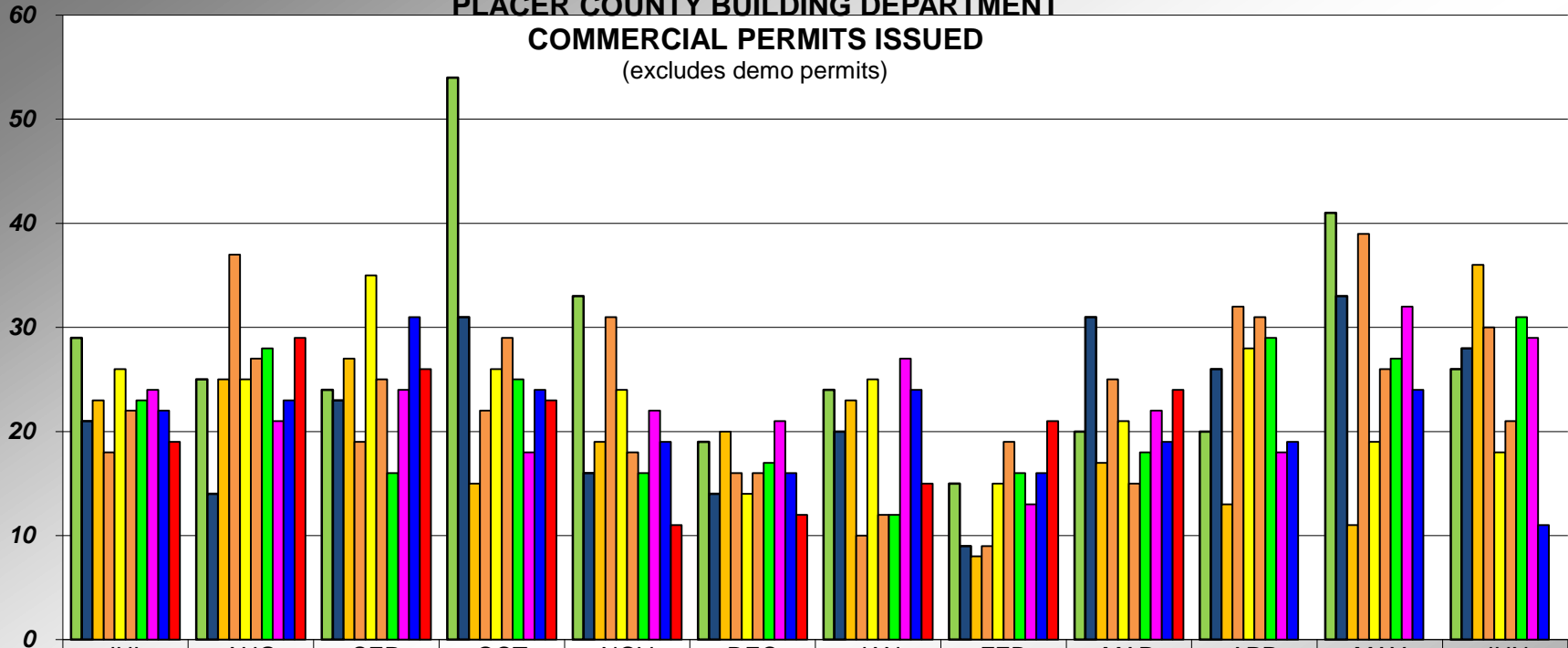
|         | JUL | AUG | SEPT | OCT | NOV | DEC | JAN | FEB | MAR | APR | MAY | JUN |
|---------|-----|-----|------|-----|-----|-----|-----|-----|-----|-----|-----|-----|
| ■ 08-09 | 11  | 19  | 35   | 54  | 55  | 57  | 57  | 57  | 57  | 61  | 69  | 81  |
| ■ 09-10 | 6   | 14  | 20   | 25  | 26  | 26  | 26  | 26  | 27  | 29  | 42  | 49  |
| ■ 10-11 | 7   | 18  | 26   | 40  | 41  | 43  | 45  | 45  | 46  | 50  | 68  | 77  |
| ■ 11-12 | 19  | 29  | 47   | 57  | 60  | 62  | 64  | 64  | 64  | 70  | 96  | 107 |
| ■ 12-13 | 13  | 35  | 63   | 77  | 77  | 78  | 78  | 79  | 80  | 87  | 116 | 140 |
| ■ 13-14 | 15  | 39  | 52   | 88  | 90  | 91  | 91  | 91  | 93  | 100 | 125 | 147 |
| ■ 14-15 | 24  | 53  | 79   | 129 | 131 | 132 | 132 | 132 | 133 | 139 | 152 | 177 |
| ■ 15-16 | 19  | 28  | 59   | 81  | 86  | 88  | 89  | 89  | 93  | 105 | 120 | 134 |
| ■ 16-17 | 17  | 60  | 89   | 117 | 120 | 122 | 122 | 122 | 128 | 129 | 145 | 157 |
| ■ 17-18 | 13  | 36  | 46   | 66  | 72  | 74  | 76  | 76  | 79  |     |     |     |



## PLACER COUNTY BUILDING DEPARTMENT

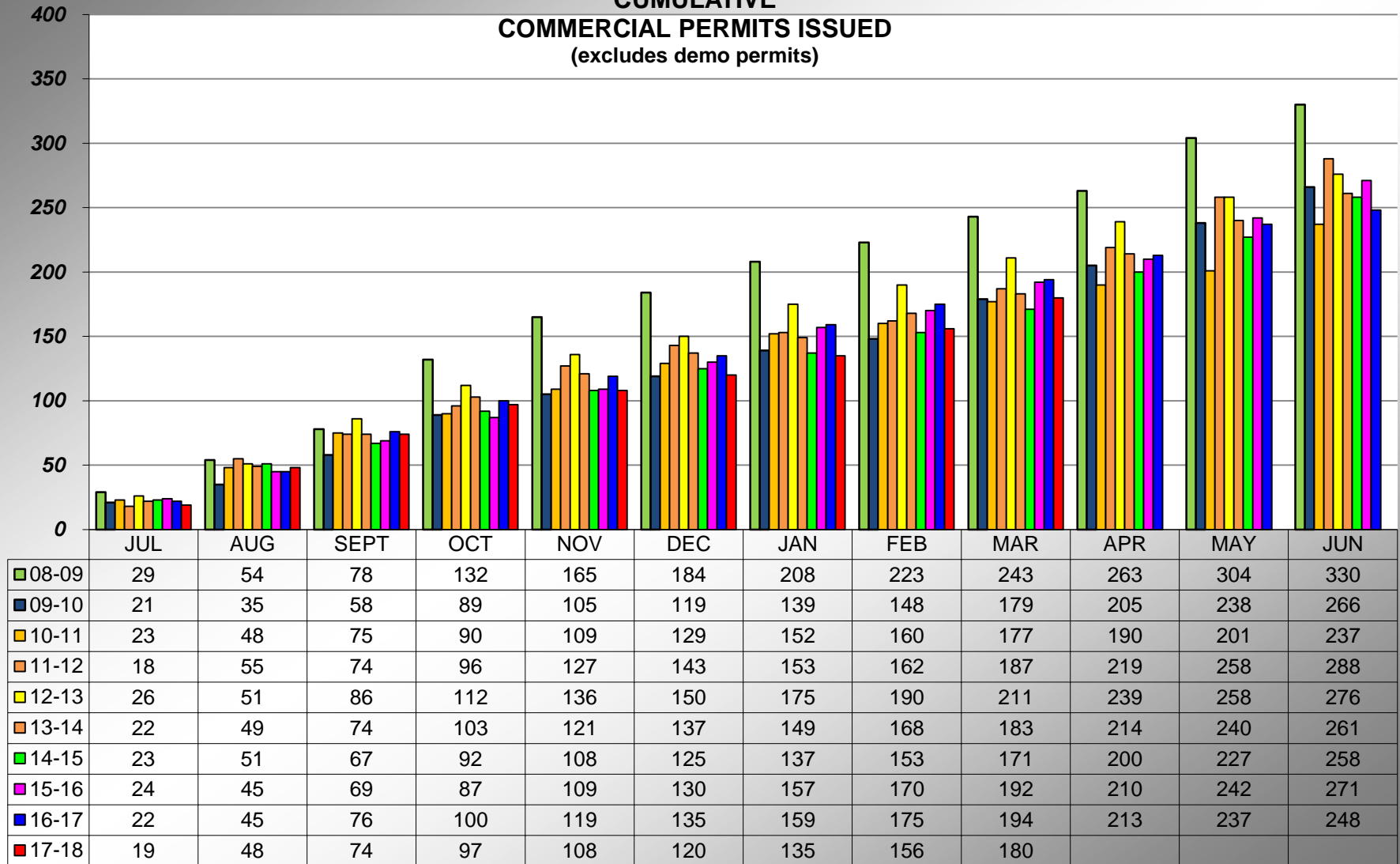
### COMMERCIAL PERMITS ISSUED

(excludes demo permits)

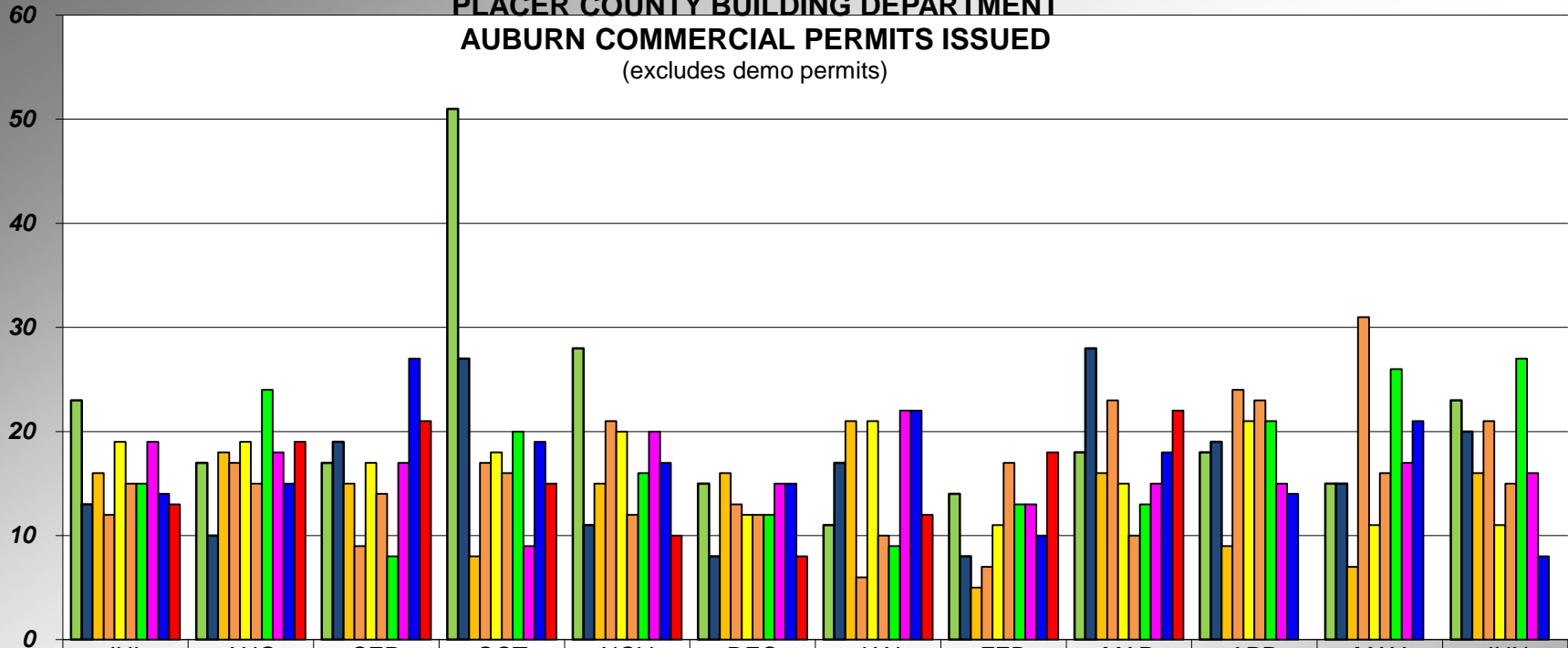


|       | JUL | AUG | SEP | OCT | NOV | DEC | JAN | FEB | MAR | APR | MAY | JUN |
|-------|-----|-----|-----|-----|-----|-----|-----|-----|-----|-----|-----|-----|
| 08-09 | 29  | 25  | 24  | 54  | 33  | 19  | 24  | 15  | 20  | 20  | 41  | 26  |
| 09-10 | 21  | 14  | 23  | 31  | 16  | 14  | 20  | 9   | 31  | 26  | 33  | 28  |
| 10-11 | 23  | 25  | 27  | 15  | 19  | 20  | 23  | 8   | 17  | 13  | 11  | 36  |
| 11-12 | 18  | 37  | 19  | 22  | 31  | 16  | 10  | 9   | 25  | 32  | 39  | 30  |
| 12-13 | 26  | 25  | 35  | 26  | 24  | 14  | 25  | 15  | 21  | 28  | 19  | 18  |
| 13-14 | 22  | 27  | 25  | 29  | 18  | 16  | 12  | 19  | 15  | 31  | 26  | 21  |
| 14-15 | 23  | 28  | 16  | 25  | 16  | 17  | 12  | 16  | 18  | 29  | 27  | 31  |
| 15-16 | 24  | 21  | 24  | 18  | 22  | 21  | 27  | 13  | 22  | 18  | 32  | 29  |
| 16-17 | 22  | 23  | 31  | 24  | 19  | 16  | 24  | 16  | 19  | 19  | 24  | 11  |
| 17-18 | 19  | 29  | 26  | 23  | 11  | 12  | 15  | 21  | 24  |     |     |     |

**PLACER COUNTY BUILDING DEPARTMENT  
CUMULATIVE  
COMMERCIAL PERMITS ISSUED  
(excludes demo permits)**

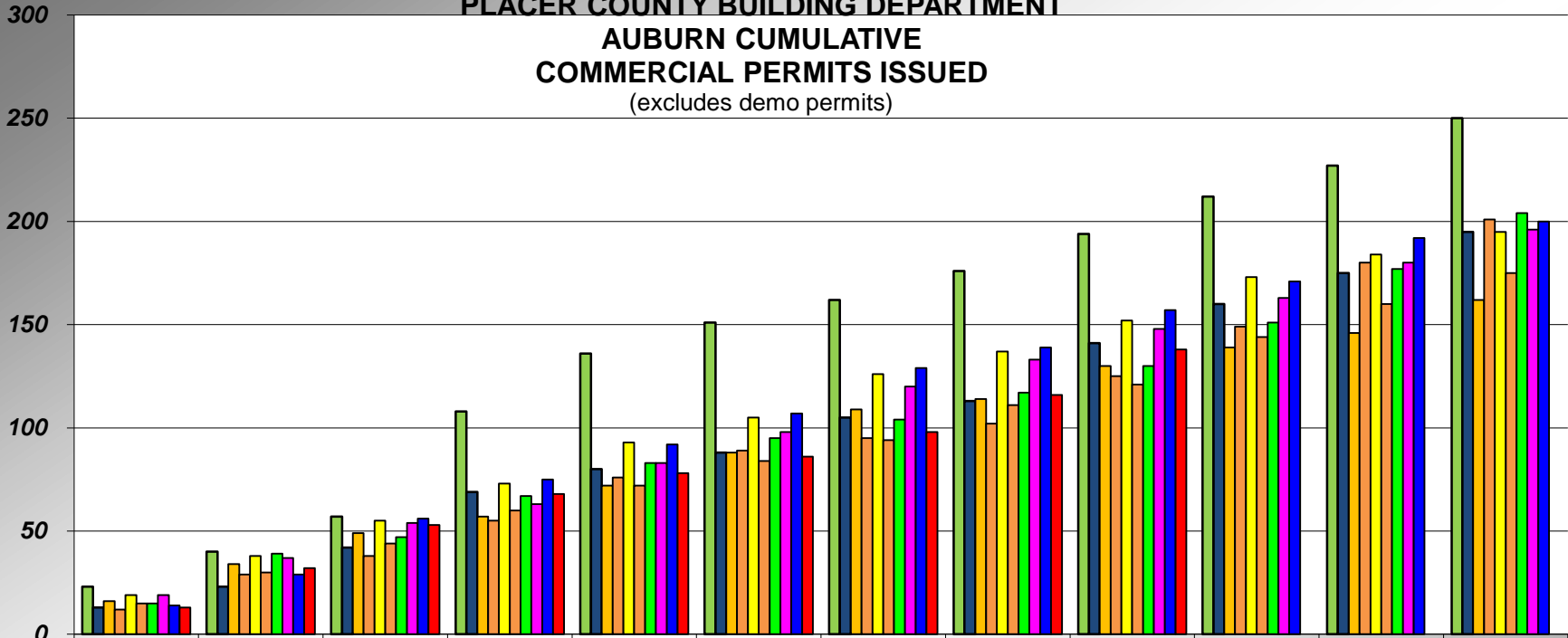


**PLACER COUNTY BUILDING DEPARTMENT**  
**AUBURN COMMERCIAL PERMITS ISSUED**  
(excludes demo permits)



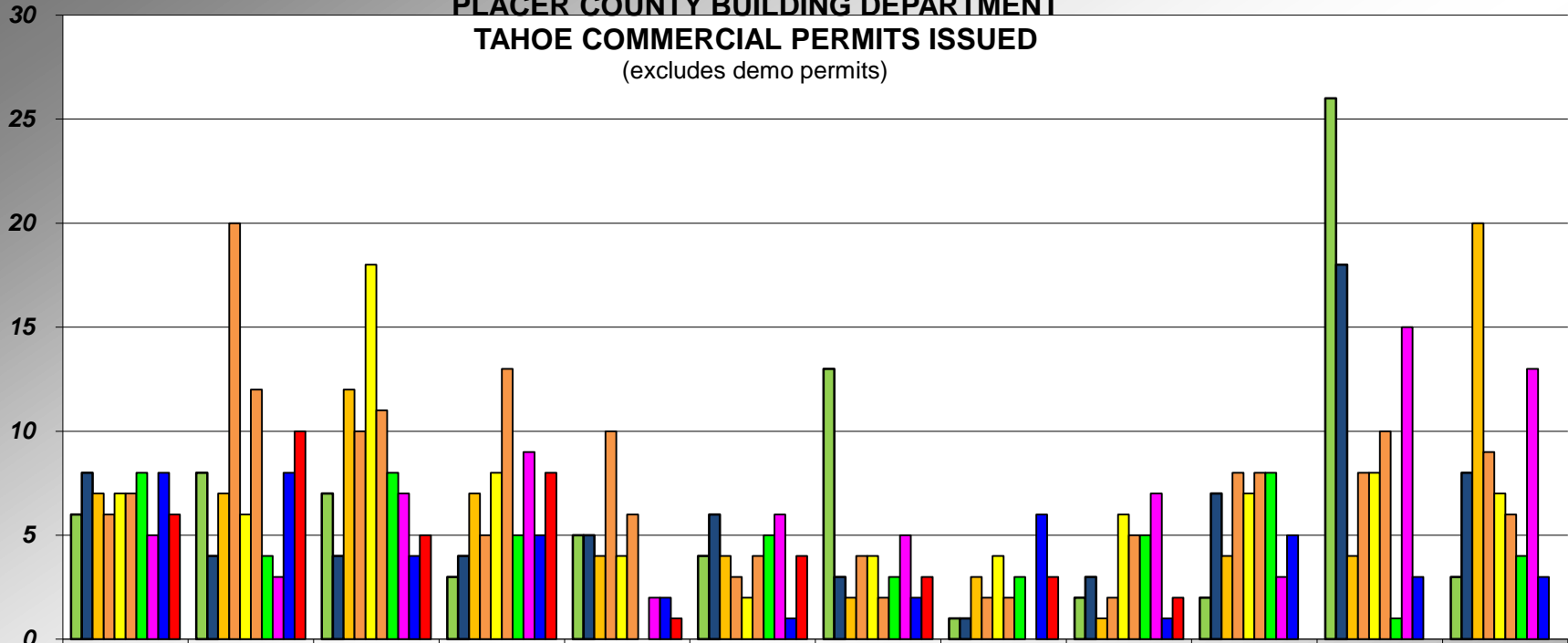
|       | JUL | AUG | SEP | OCT | NOV | DEC | JAN | FEB | MAR | APR | MAY | JUN |
|-------|-----|-----|-----|-----|-----|-----|-----|-----|-----|-----|-----|-----|
| 08-09 | 23  | 17  | 17  | 51  | 28  | 15  | 11  | 14  | 18  | 18  | 15  | 23  |
| 09-10 | 13  | 10  | 19  | 27  | 11  | 8   | 17  | 8   | 28  | 19  | 15  | 20  |
| 10-11 | 16  | 18  | 15  | 8   | 15  | 16  | 21  | 5   | 16  | 9   | 7   | 16  |
| 11-12 | 12  | 17  | 9   | 17  | 21  | 13  | 6   | 7   | 23  | 24  | 31  | 21  |
| 12-13 | 19  | 19  | 17  | 18  | 20  | 12  | 21  | 11  | 15  | 21  | 11  | 11  |
| 13-14 | 15  | 15  | 14  | 16  | 12  | 12  | 10  | 17  | 10  | 23  | 16  | 15  |
| 14-15 | 15  | 24  | 8   | 20  | 16  | 12  | 9   | 13  | 13  | 21  | 26  | 27  |
| 15-16 | 19  | 18  | 17  | 9   | 20  | 15  | 22  | 13  | 15  | 15  | 17  | 16  |
| 16-17 | 14  | 15  | 27  | 19  | 17  | 15  | 22  | 10  | 18  | 14  | 21  | 8   |
| 17-18 | 13  | 19  | 21  | 15  | 10  | 8   | 12  | 18  | 22  |     |     |     |

**PLACER COUNTY BUILDING DEPARTMENT**  
**AUBURN CUMULATIVE**  
**COMMERCIAL PERMITS ISSUED**  
(excludes demo permits)



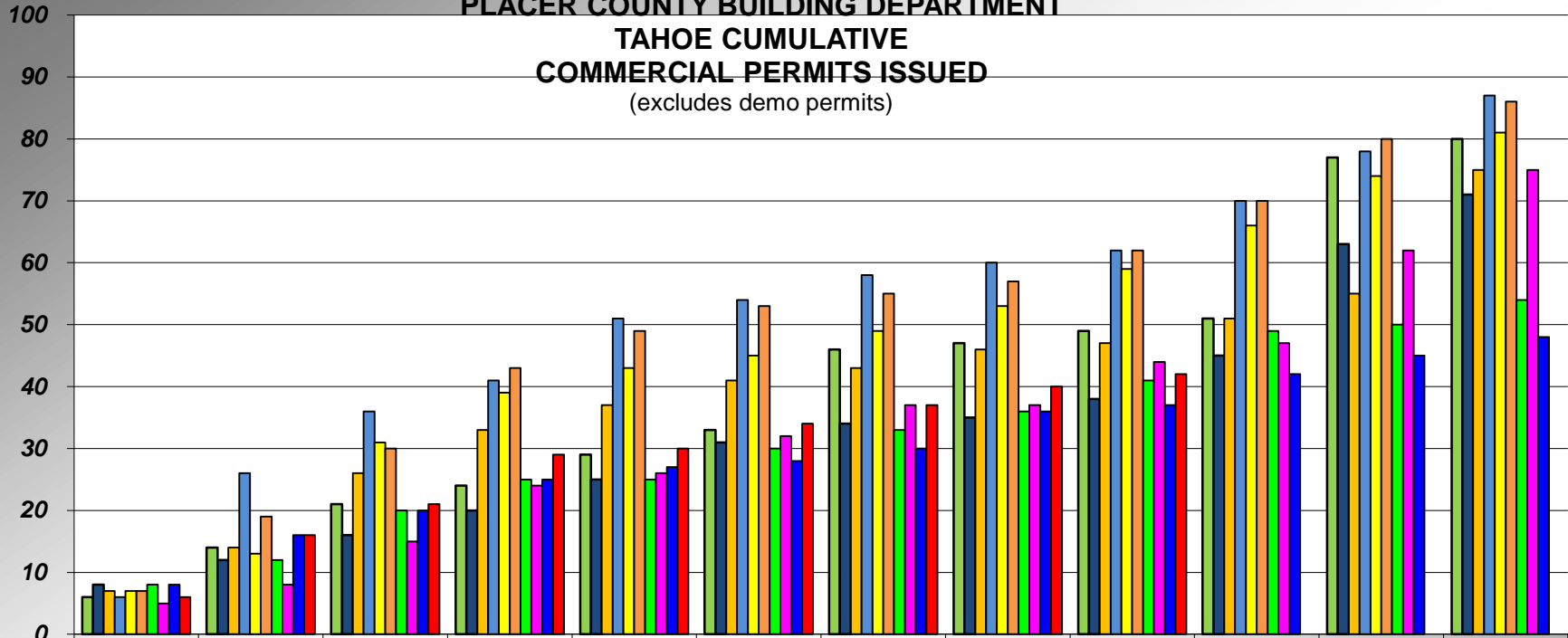
|       | JUL | AUG | SEPT | OCT | NOV | DEC | JAN | FEB | MAR | APR | MAY | JUN |
|-------|-----|-----|------|-----|-----|-----|-----|-----|-----|-----|-----|-----|
| 08-09 | 23  | 40  | 57   | 108 | 136 | 151 | 162 | 176 | 194 | 212 | 227 | 250 |
| 09-10 | 13  | 23  | 42   | 69  | 80  | 88  | 105 | 113 | 141 | 160 | 175 | 195 |
| 10-11 | 16  | 34  | 49   | 57  | 72  | 88  | 109 | 114 | 130 | 139 | 146 | 162 |
| 11-12 | 12  | 29  | 38   | 55  | 76  | 89  | 95  | 102 | 125 | 149 | 180 | 201 |
| 12-13 | 19  | 38  | 55   | 73  | 93  | 105 | 126 | 137 | 152 | 173 | 184 | 195 |
| 13-14 | 15  | 30  | 44   | 60  | 72  | 84  | 94  | 111 | 121 | 144 | 160 | 175 |
| 14-15 | 15  | 39  | 47   | 67  | 83  | 95  | 104 | 117 | 130 | 151 | 177 | 204 |
| 15-16 | 19  | 37  | 54   | 63  | 83  | 98  | 120 | 133 | 148 | 163 | 180 | 196 |
| 16-17 | 14  | 29  | 56   | 75  | 92  | 107 | 129 | 139 | 157 | 171 | 192 | 200 |
| 17-18 | 13  | 32  | 53   | 68  | 78  | 86  | 98  | 116 | 138 |     |     |     |

**PLACER COUNTY BUILDING DEPARTMENT  
TAHOE COMMERCIAL PERMITS ISSUED**  
(excludes demo permits)



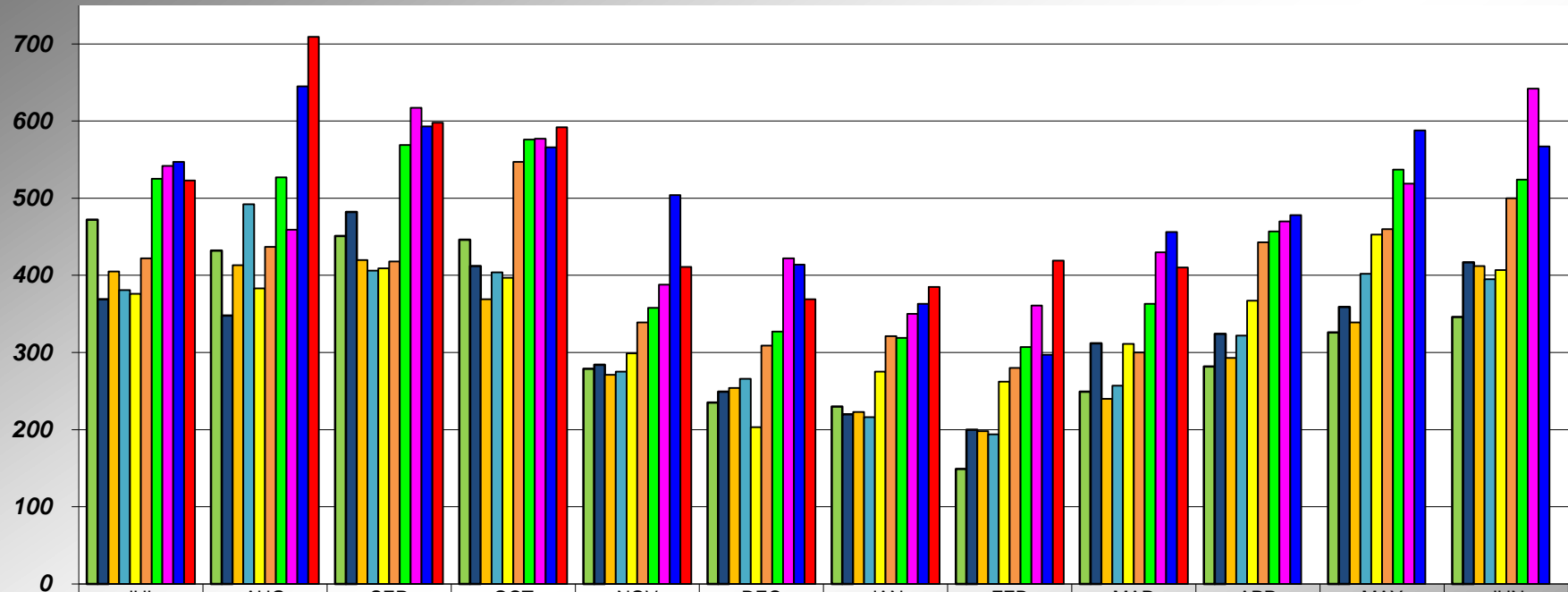
|       | JUL | AUG | SEP | OCT | NOV | DEC | JAN | FEB | MAR | APR | MAY | JUN |
|-------|-----|-----|-----|-----|-----|-----|-----|-----|-----|-----|-----|-----|
| 08-09 | 6   | 8   | 7   | 3   | 5   | 4   | 13  | 1   | 2   | 2   | 26  | 3   |
| 09-10 | 8   | 4   | 4   | 4   | 5   | 6   | 3   | 1   | 3   | 7   | 18  | 8   |
| 10-11 | 7   | 7   | 12  | 7   | 4   | 4   | 2   | 3   | 1   | 4   | 4   | 20  |
| 11-12 | 6   | 20  | 10  | 5   | 10  | 3   | 4   | 2   | 2   | 8   | 8   | 9   |
| 12-13 | 7   | 6   | 18  | 8   | 4   | 2   | 4   | 4   | 6   | 7   | 8   | 7   |
| 13-14 | 7   | 12  | 11  | 13  | 6   | 4   | 2   | 2   | 5   | 8   | 10  | 6   |
| 14-15 | 8   | 4   | 8   | 5   | 0   | 5   | 3   | 3   | 5   | 8   | 1   | 4   |
| 15-16 | 5   | 3   | 7   | 9   | 2   | 6   | 5   | 0   | 7   | 3   | 15  | 13  |
| 16-17 | 8   | 8   | 4   | 5   | 2   | 1   | 2   | 6   | 1   | 5   | 3   | 3   |
| 17-18 | 6   | 10  | 5   | 8   | 1   | 4   | 3   | 3   | 2   |     |     |     |

**PLACER COUNTY BUILDING DEPARTMENT**  
**TAHOE CUMULATIVE**  
**COMMERCIAL PERMITS ISSUED**  
(excludes demo permits)



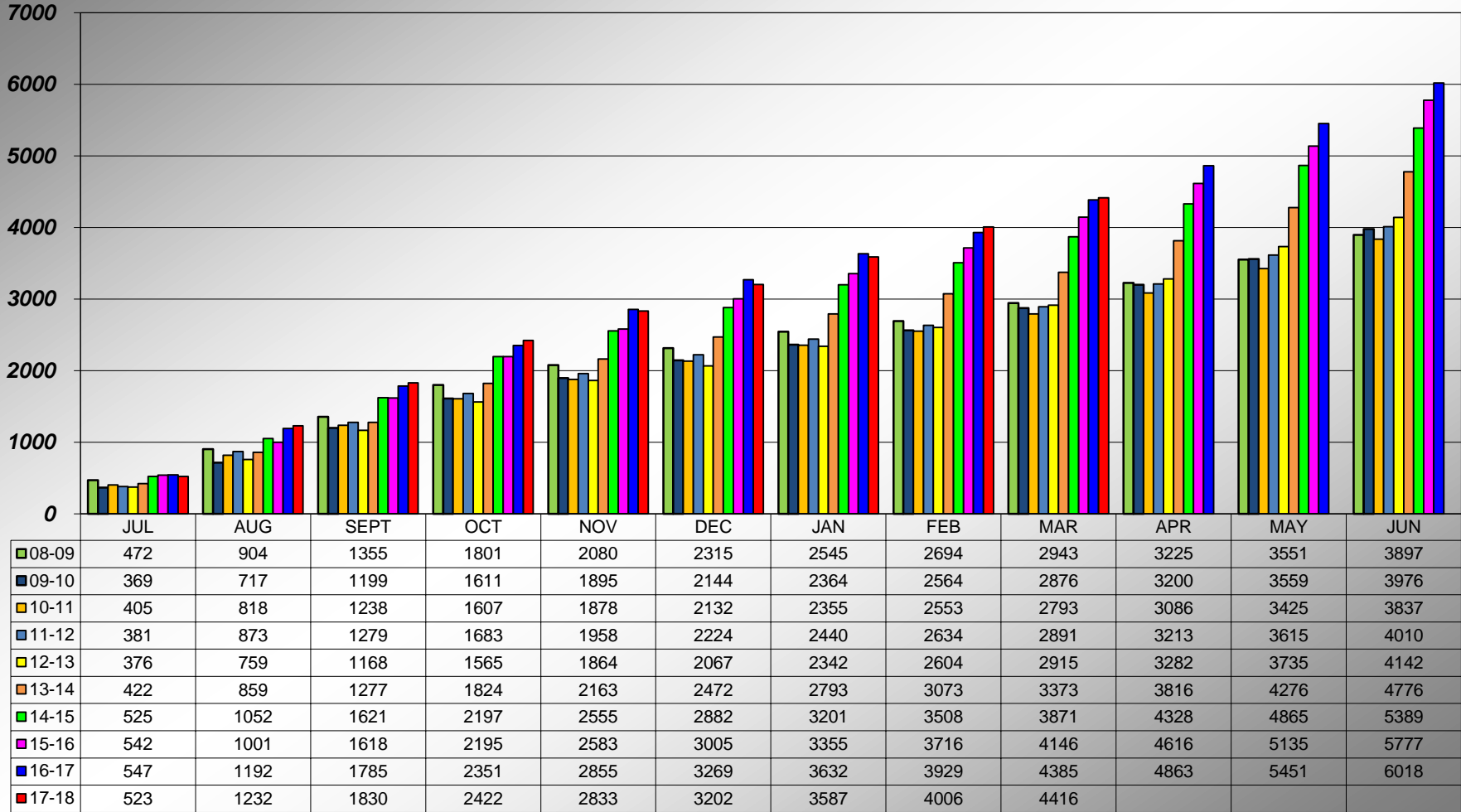
|       | JUL | AUG | SEPT | OCT | NOV | DEC | JAN | FEB | MAR | APR | MAY | JUN |
|-------|-----|-----|------|-----|-----|-----|-----|-----|-----|-----|-----|-----|
| 08-09 | 6   | 14  | 21   | 24  | 29  | 33  | 46  | 47  | 49  | 51  | 77  | 80  |
| 09-10 | 8   | 12  | 16   | 20  | 25  | 31  | 34  | 35  | 38  | 45  | 63  | 71  |
| 10-11 | 7   | 14  | 26   | 33  | 37  | 41  | 43  | 46  | 47  | 51  | 55  | 75  |
| 11-12 | 6   | 26  | 36   | 41  | 51  | 54  | 58  | 60  | 62  | 70  | 78  | 87  |
| 12-13 | 7   | 13  | 31   | 39  | 43  | 45  | 49  | 53  | 59  | 66  | 74  | 81  |
| 13-14 | 7   | 19  | 30   | 43  | 49  | 53  | 55  | 57  | 62  | 70  | 80  | 86  |
| 14-15 | 8   | 12  | 20   | 25  | 25  | 30  | 33  | 36  | 41  | 49  | 50  | 54  |
| 15-16 | 5   | 8   | 15   | 24  | 26  | 32  | 37  | 37  | 44  | 47  | 62  | 75  |
| 16-17 | 8   | 16  | 20   | 25  | 27  | 28  | 30  | 36  | 37  | 42  | 45  | 48  |
| 17-18 | 6   | 16  | 21   | 29  | 30  | 34  | 37  | 40  | 42  |     |     |     |

## PLACER COUNTY BUILDING DEPARTMENT TOTAL PERMITS ISSUED



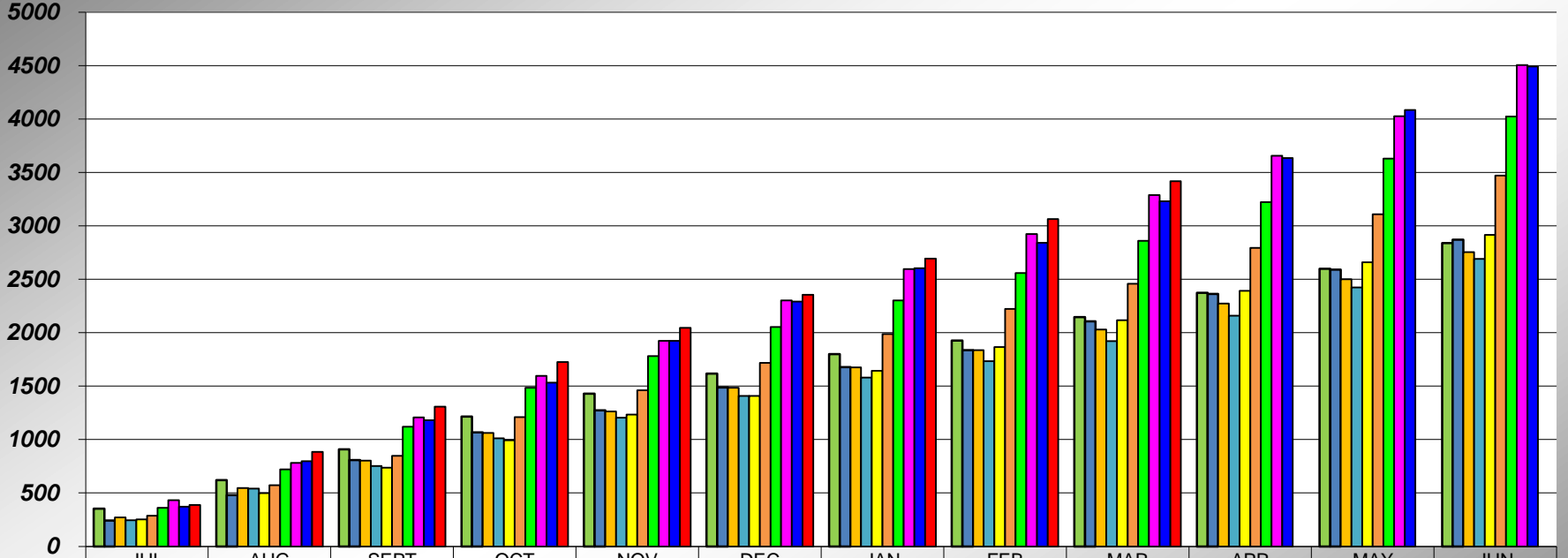
|       | JUL | AUG | SEP | OCT | NOV | DEC | JAN | FEB | MAR | APR | MAY | JUN |
|-------|-----|-----|-----|-----|-----|-----|-----|-----|-----|-----|-----|-----|
| 08-09 | 472 | 432 | 451 | 446 | 279 | 235 | 230 | 149 | 249 | 282 | 326 | 346 |
| 09-10 | 369 | 348 | 482 | 412 | 284 | 249 | 220 | 200 | 312 | 324 | 359 | 417 |
| 10-11 | 405 | 413 | 420 | 369 | 271 | 254 | 223 | 198 | 240 | 293 | 339 | 412 |
| 11-12 | 381 | 492 | 406 | 404 | 275 | 266 | 216 | 194 | 257 | 322 | 402 | 395 |
| 12-13 | 376 | 383 | 409 | 397 | 299 | 203 | 275 | 262 | 311 | 367 | 453 | 407 |
| 13-14 | 422 | 437 | 418 | 547 | 339 | 309 | 321 | 280 | 300 | 443 | 460 | 500 |
| 14-15 | 525 | 527 | 569 | 576 | 358 | 327 | 319 | 307 | 363 | 457 | 537 | 524 |
| 15-16 | 542 | 459 | 617 | 577 | 388 | 422 | 350 | 361 | 430 | 470 | 519 | 642 |
| 16-17 | 547 | 645 | 593 | 566 | 504 | 414 | 363 | 297 | 456 | 478 | 588 | 567 |
| 17-18 | 523 | 709 | 598 | 592 | 411 | 369 | 385 | 419 | 410 |     |     |     |

## PLACER COUNTY BUILDING DEPARTMENT CUMULATIVE PERMITS ISSUED



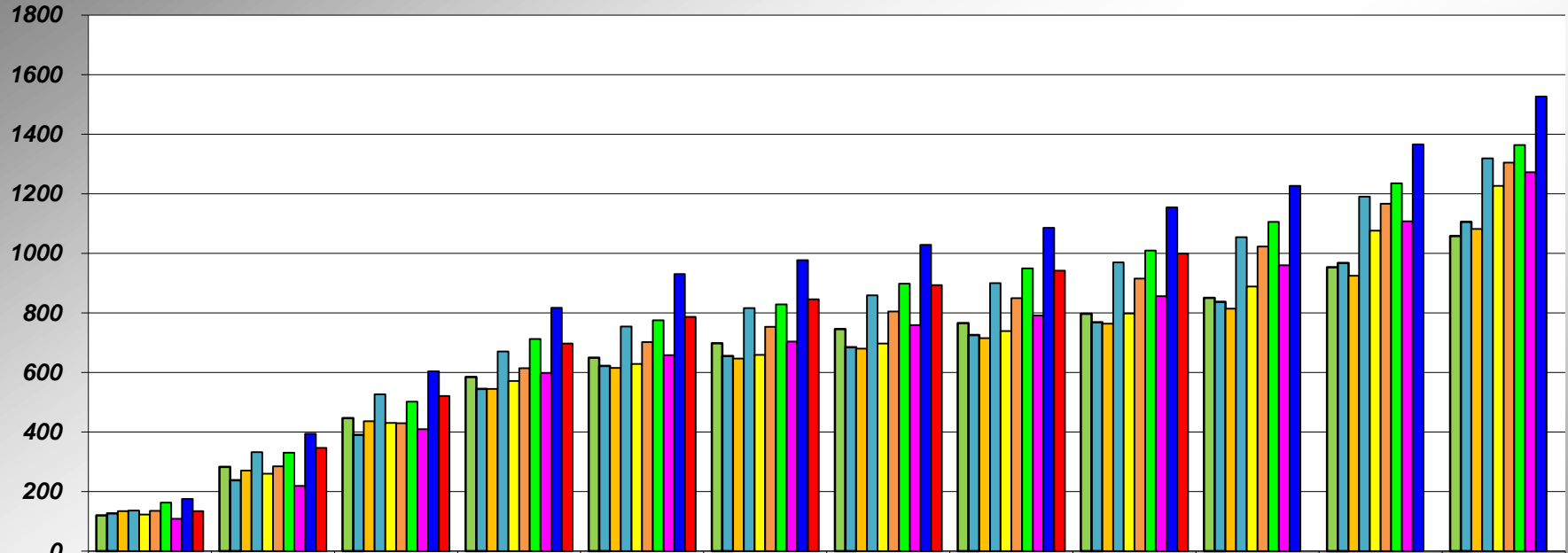


**PLACER COUNTY BUILDING DEPARTMENT  
AUBURN CUMULATIVE  
TOTAL PERMITS ISSUED**



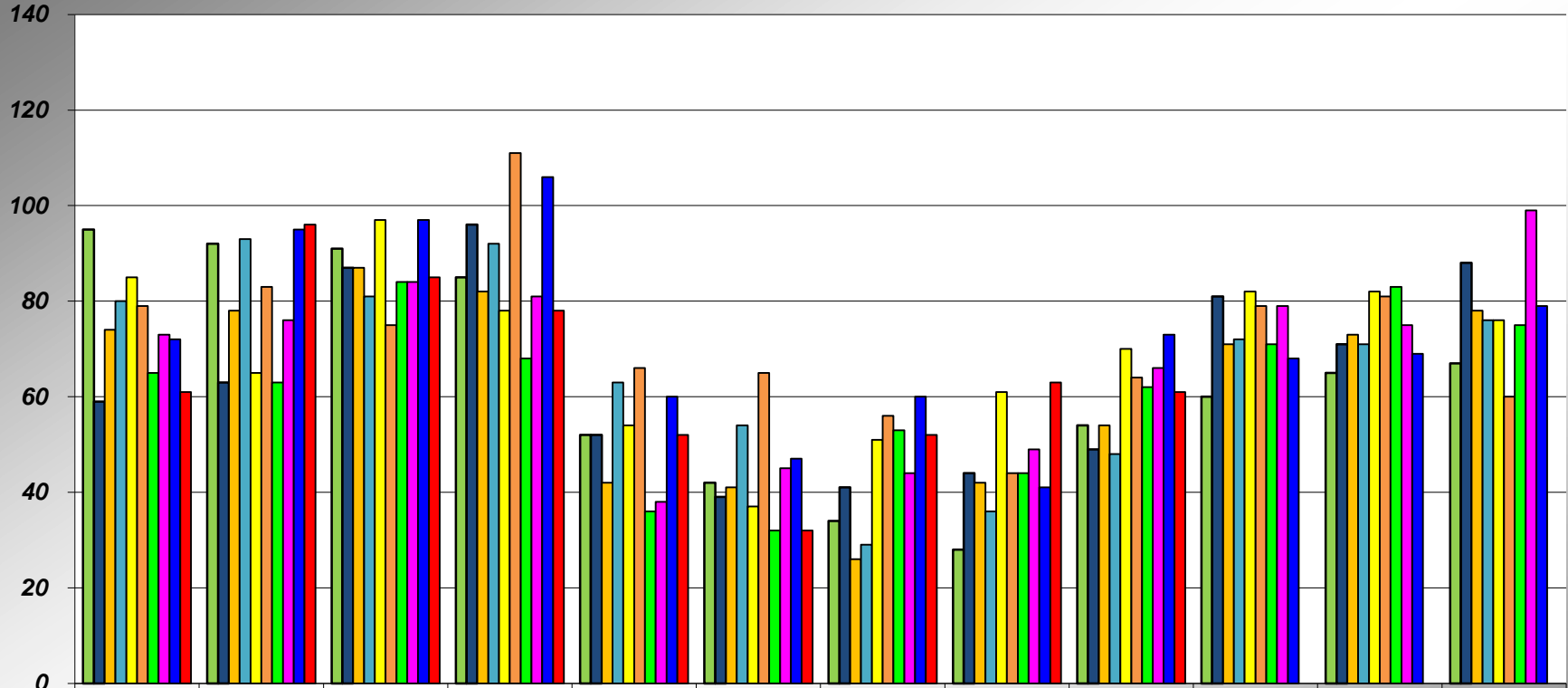
|       | JUL | AUG | SEPT | OCT  | NOV  | DEC  | JAN  | FEB  | MAR  | APR  | MAY  | JUN  |
|-------|-----|-----|------|------|------|------|------|------|------|------|------|------|
| 08-09 | 352 | 621 | 908  | 1216 | 1430 | 1617 | 1799 | 1928 | 2146 | 2374 | 2598 | 2839 |
| 09-10 | 242 | 479 | 808  | 1066 | 1273 | 1489 | 1679 | 1838 | 2107 | 2363 | 2591 | 2870 |
| 10-11 | 270 | 547 | 802  | 1062 | 1263 | 1485 | 1675 | 1838 | 2029 | 2272 | 2500 | 2755 |
| 11-12 | 244 | 540 | 752  | 1012 | 1204 | 1408 | 1581 | 1734 | 1921 | 2159 | 2425 | 2691 |
| 12-13 | 253 | 499 | 737  | 993  | 1235 | 1408 | 1645 | 1865 | 2117 | 2393 | 2659 | 2915 |
| 13-14 | 286 | 574 | 847  | 1210 | 1461 | 1719 | 1988 | 2223 | 2458 | 2793 | 3109 | 3471 |
| 14-15 | 362 | 721 | 1119 | 1484 | 1780 | 2053 | 2303 | 2558 | 2861 | 3222 | 3630 | 4025 |
| 15-16 | 433 | 782 | 1208 | 1597 | 1925 | 2301 | 2596 | 2924 | 3290 | 3656 | 4027 | 4505 |
| 16-17 | 371 | 797 | 1181 | 1534 | 1924 | 2292 | 2603 | 2843 | 3231 | 3636 | 4085 | 4491 |
| 17-18 | 388 | 885 | 1309 | 1725 | 2046 | 2356 | 2694 | 3064 | 3417 |      |      |      |

**PLACER COUNTY BUILDING DEPARTMENT  
TAHOE CUMULATIVE  
TOTAL PERMITS ISSUED**



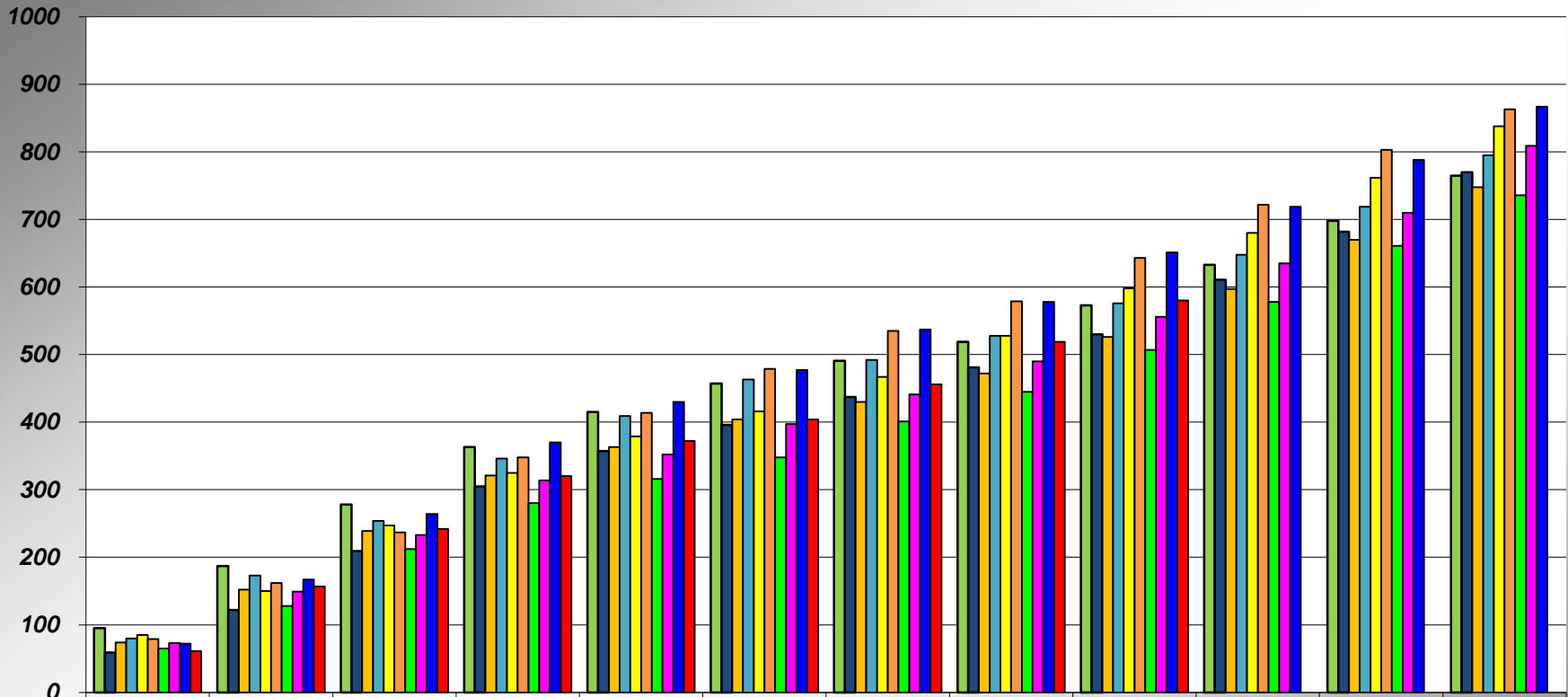
|       | JUL | AUG | SEPT | OCT | NOV | DEC | JAN  | FEB  | MAR  | APR  | MAY  | JUN  |
|-------|-----|-----|------|-----|-----|-----|------|------|------|------|------|------|
| 08-09 | 120 | 283 | 447  | 585 | 650 | 698 | 746  | 766  | 797  | 851  | 953  | 1058 |
| 09-10 | 127 | 238 | 391  | 545 | 622 | 655 | 685  | 726  | 769  | 837  | 968  | 1106 |
| 10-11 | 135 | 271 | 436  | 545 | 615 | 647 | 680  | 715  | 764  | 814  | 925  | 1082 |
| 11-12 | 137 | 333 | 527  | 671 | 754 | 816 | 859  | 900  | 970  | 1054 | 1190 | 1319 |
| 12-13 | 123 | 260 | 431  | 572 | 629 | 659 | 697  | 739  | 798  | 889  | 1076 | 1227 |
| 13-14 | 136 | 285 | 430  | 614 | 702 | 753 | 805  | 850  | 915  | 1023 | 1167 | 1305 |
| 14-15 | 163 | 331 | 502  | 713 | 775 | 829 | 898  | 950  | 1010 | 1106 | 1235 | 1364 |
| 15-16 | 109 | 219 | 410  | 598 | 658 | 704 | 759  | 792  | 856  | 960  | 1108 | 1272 |
| 16-17 | 176 | 395 | 604  | 817 | 931 | 977 | 1029 | 1086 | 1154 | 1227 | 1366 | 1527 |
| 17-18 | 135 | 347 | 521  | 697 | 787 | 846 | 893  | 942  | 999  |      |      |      |

**PLACER COUNTY BUILDING DEPARTMENT  
NUMBER OF RESIDENTIAL ADD/ALTERS**



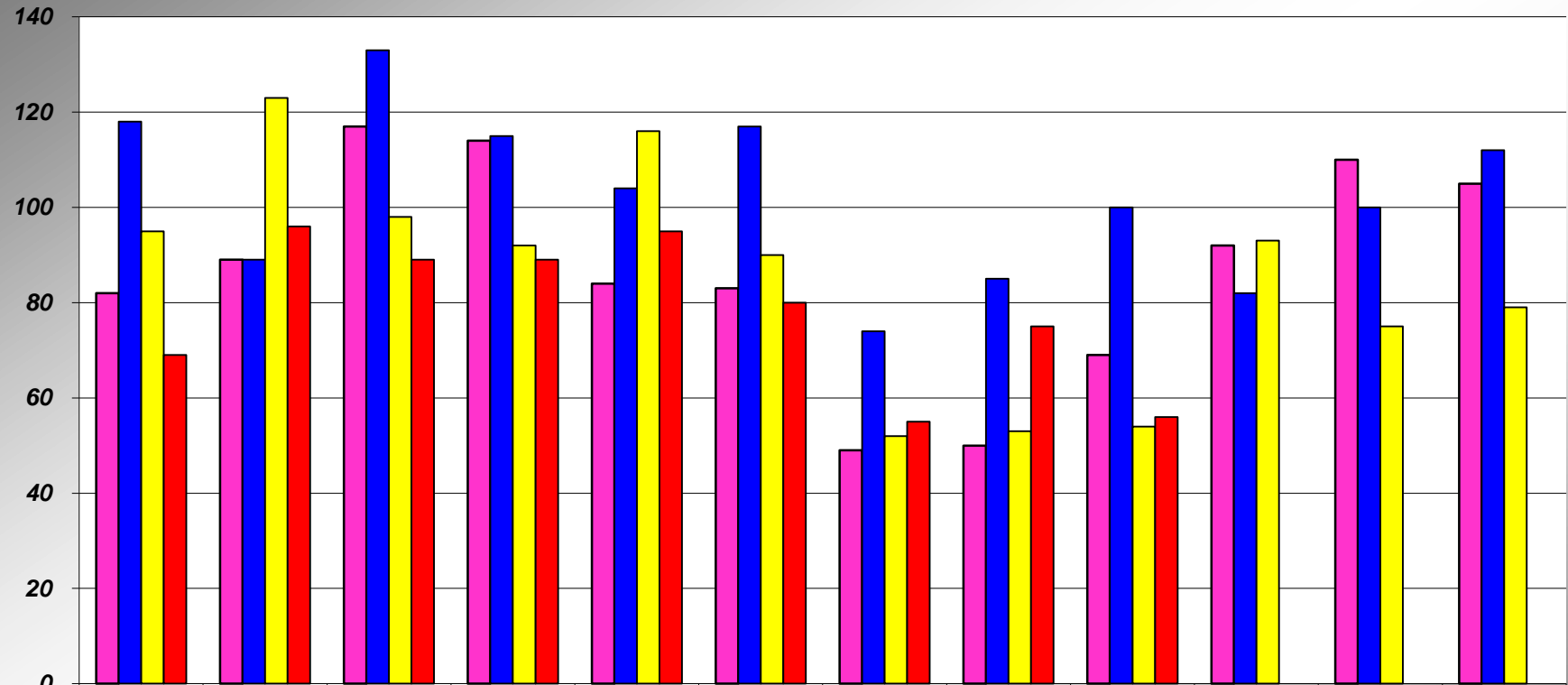
|       | JUL | AUG | SEP | OCT | NOV | DEC | JAN | FEB | MAR | APR | MAY | JUN |
|-------|-----|-----|-----|-----|-----|-----|-----|-----|-----|-----|-----|-----|
| 08-09 | 95  | 92  | 91  | 85  | 52  | 42  | 34  | 28  | 54  | 60  | 65  | 67  |
| 09-10 | 59  | 63  | 87  | 96  | 52  | 39  | 41  | 44  | 49  | 81  | 71  | 88  |
| 10-11 | 74  | 78  | 87  | 82  | 42  | 41  | 26  | 42  | 54  | 71  | 73  | 78  |
| 11-12 | 80  | 93  | 81  | 92  | 63  | 54  | 29  | 36  | 48  | 72  | 71  | 76  |
| 12-13 | 85  | 65  | 97  | 78  | 54  | 37  | 51  | 61  | 70  | 82  | 82  | 76  |
| 13-14 | 79  | 83  | 75  | 111 | 66  | 65  | 56  | 44  | 64  | 79  | 81  | 60  |
| 14-15 | 65  | 63  | 84  | 68  | 36  | 32  | 53  | 44  | 62  | 71  | 83  | 75  |
| 15-16 | 73  | 76  | 84  | 81  | 38  | 45  | 44  | 49  | 66  | 79  | 75  | 99  |
| 16-17 | 72  | 95  | 97  | 106 | 60  | 47  | 60  | 41  | 73  | 68  | 69  | 79  |
| 17-18 | 61  | 96  | 85  | 78  | 52  | 32  | 52  | 63  | 61  |     |     |     |

**PLACER COUNTY BUILDING DEPARTMENT  
CUMULATIVE NUMBER OF RESIDENTIAL ADD/ALTERS**



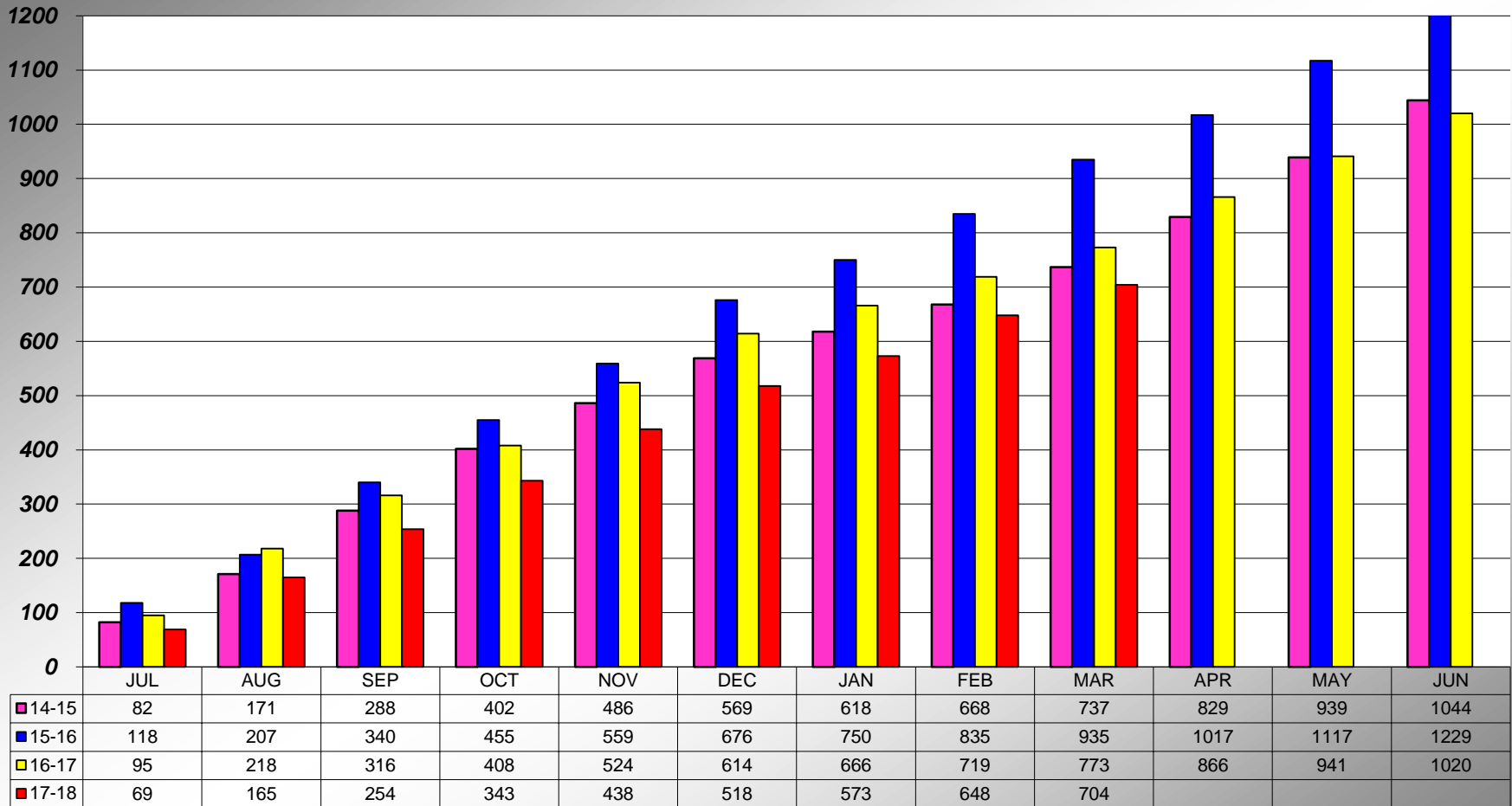
|       | JUL | AUG | SEP | OCT | NOV | DEC | JAN | FEB | MAR | APR | MAY | JUN |
|-------|-----|-----|-----|-----|-----|-----|-----|-----|-----|-----|-----|-----|
| 08-09 | 95  | 187 | 278 | 363 | 415 | 457 | 491 | 519 | 573 | 633 | 698 | 765 |
| 09-10 | 59  | 122 | 209 | 305 | 357 | 396 | 437 | 481 | 530 | 611 | 682 | 770 |
| 10-11 | 74  | 152 | 239 | 321 | 363 | 404 | 430 | 472 | 526 | 597 | 670 | 748 |
| 11-12 | 80  | 173 | 254 | 346 | 409 | 463 | 492 | 528 | 576 | 648 | 719 | 795 |
| 12-13 | 85  | 150 | 247 | 325 | 379 | 416 | 467 | 528 | 598 | 680 | 762 | 838 |
| 13-14 | 79  | 162 | 237 | 348 | 414 | 479 | 535 | 579 | 643 | 722 | 803 | 863 |
| 14-15 | 65  | 128 | 212 | 280 | 316 | 348 | 401 | 445 | 507 | 578 | 661 | 736 |
| 15-16 | 73  | 149 | 233 | 314 | 352 | 397 | 441 | 490 | 556 | 635 | 710 | 809 |
| 16-17 | 72  | 167 | 264 | 370 | 430 | 477 | 537 | 578 | 651 | 719 | 788 | 867 |
| 17-18 | 61  | 157 | 242 | 320 | 372 | 404 | 456 | 519 | 580 |     |     |     |

**PLACER COUNTY BUILDING DEPARTMENT  
NUMBER OF RESIDENTIAL SOLAR PERMITS**

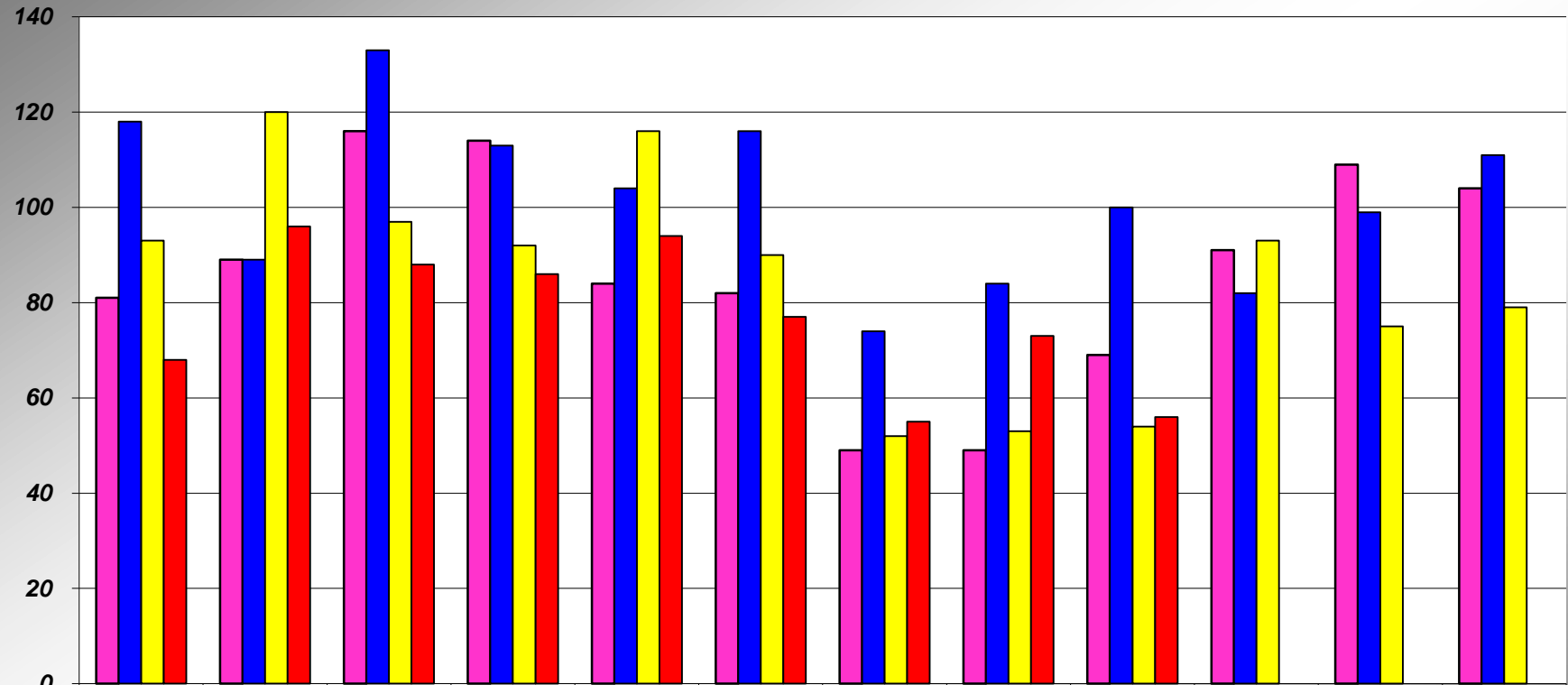


|         | JUL | AUG | SEP | OCT | NOV | DEC | JAN | FEB | MAR | APR | MAY | JUN |
|---------|-----|-----|-----|-----|-----|-----|-----|-----|-----|-----|-----|-----|
| ■ 14-15 | 82  | 89  | 117 | 114 | 84  | 83  | 49  | 50  | 69  | 92  | 110 | 105 |
| ■ 15-16 | 118 | 89  | 133 | 115 | 104 | 117 | 74  | 85  | 100 | 82  | 100 | 112 |
| ■ 16-17 | 95  | 123 | 98  | 92  | 116 | 90  | 52  | 53  | 54  | 93  | 75  | 79  |
| ■ 17-18 | 69  | 96  | 89  | 89  | 95  | 80  | 55  | 75  | 56  |     |     |     |

**PLACER COUNTY BUILDING DEPARTMENT  
CUMULATIVE NUMBER OF RESIDENTIAL SOLAR PERMITS**

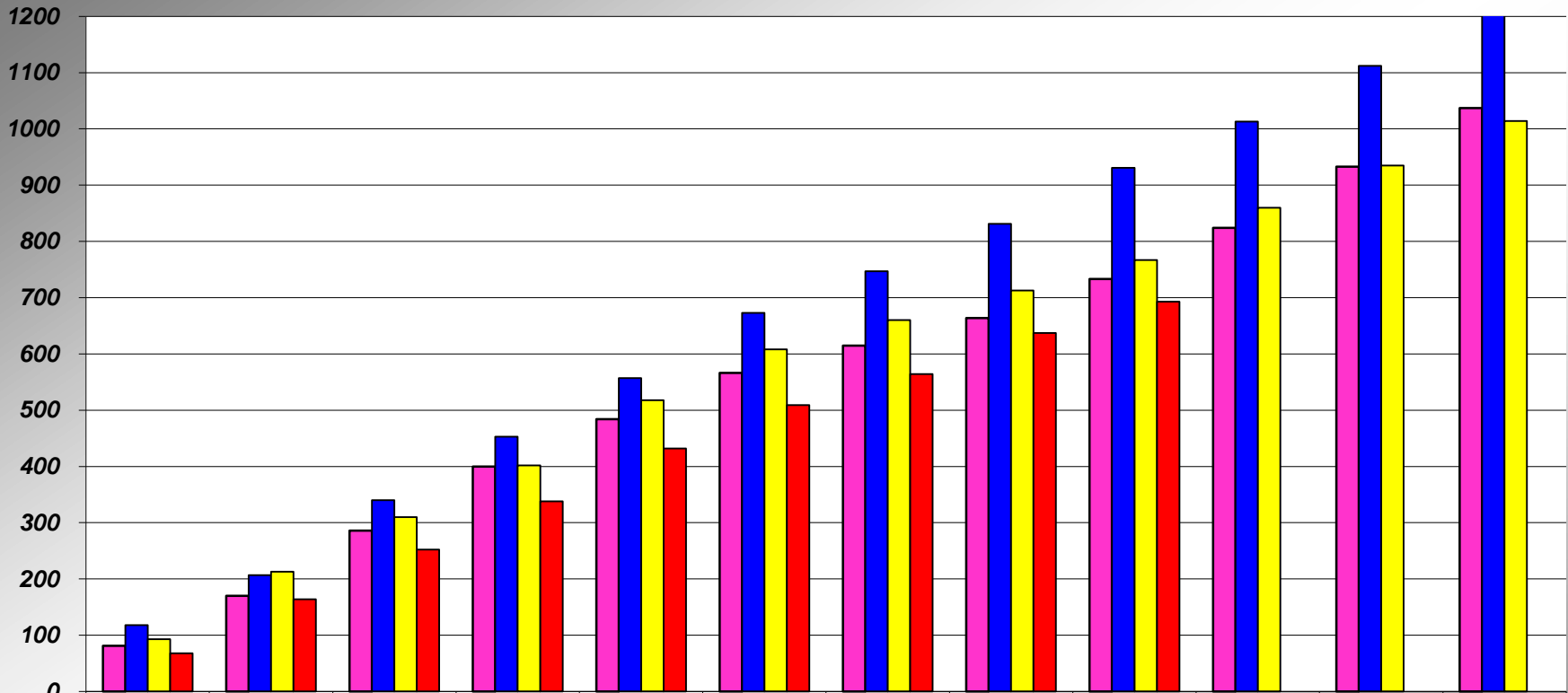


**PLACER COUNTY BUILDING DEPARTMENT  
AUBURN - NUMBER OF RESIDENTIAL SOLAR PERMITS**



|         | JUL | AUG | SEP | OCT | NOV | DEC | JAN | FEB | MAR | APR | MAY | JUN |
|---------|-----|-----|-----|-----|-----|-----|-----|-----|-----|-----|-----|-----|
| ■ 14-15 | 81  | 89  | 116 | 114 | 84  | 82  | 49  | 49  | 69  | 91  | 109 | 104 |
| ■ 15-16 | 118 | 89  | 133 | 113 | 104 | 116 | 74  | 84  | 100 | 82  | 99  | 111 |
| ■ 16-17 | 93  | 120 | 97  | 92  | 116 | 90  | 52  | 53  | 54  | 93  | 75  | 79  |
| ■ 17-18 | 68  | 96  | 88  | 86  | 94  | 77  | 55  | 73  | 56  |     |     |     |

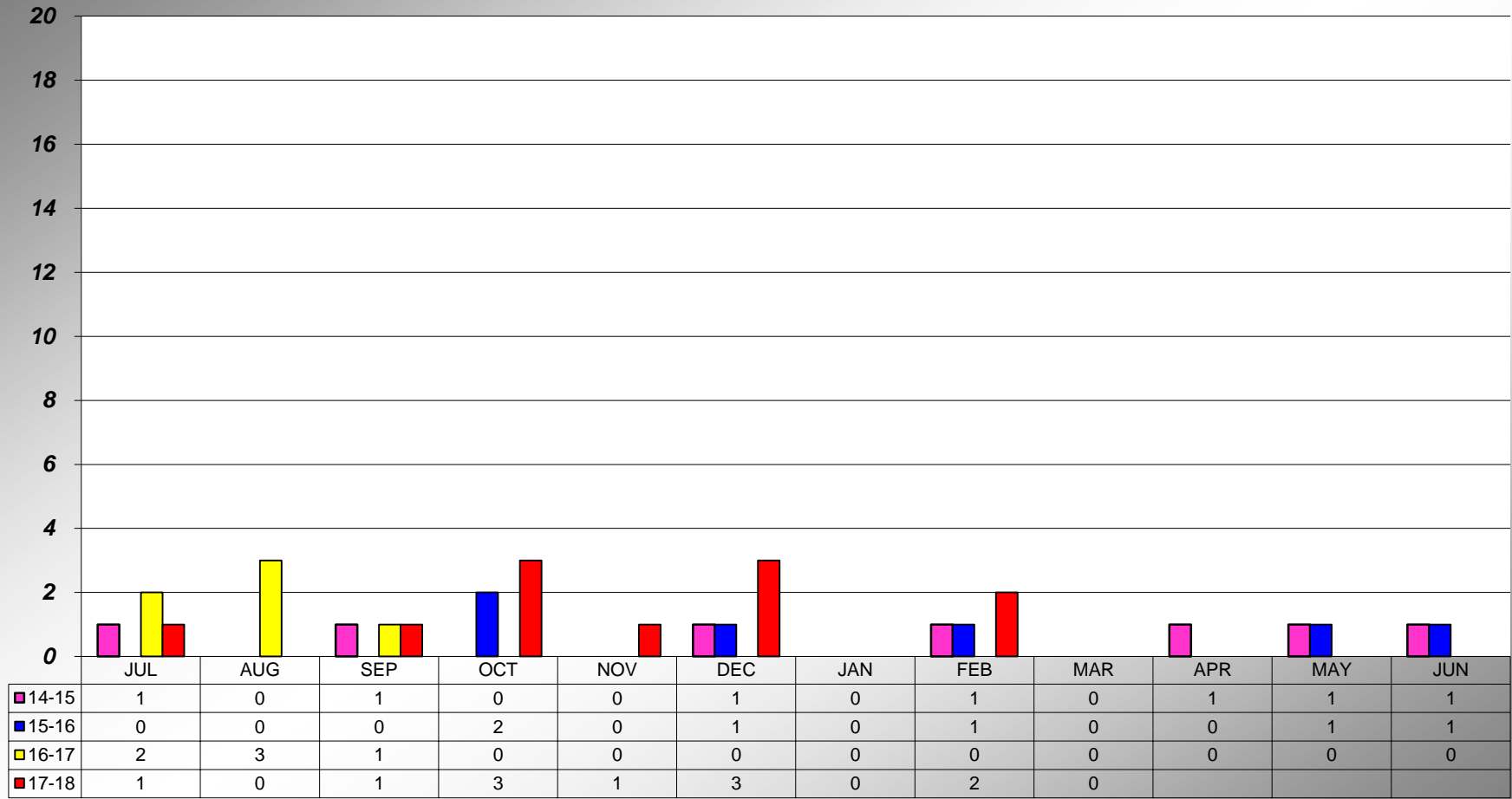
**PLACER COUNTY BUILDING DEPARTMENT  
AUBURN - CUMULATIVE NUMBER OF RESIDENTIAL SOLAR PERMITS**



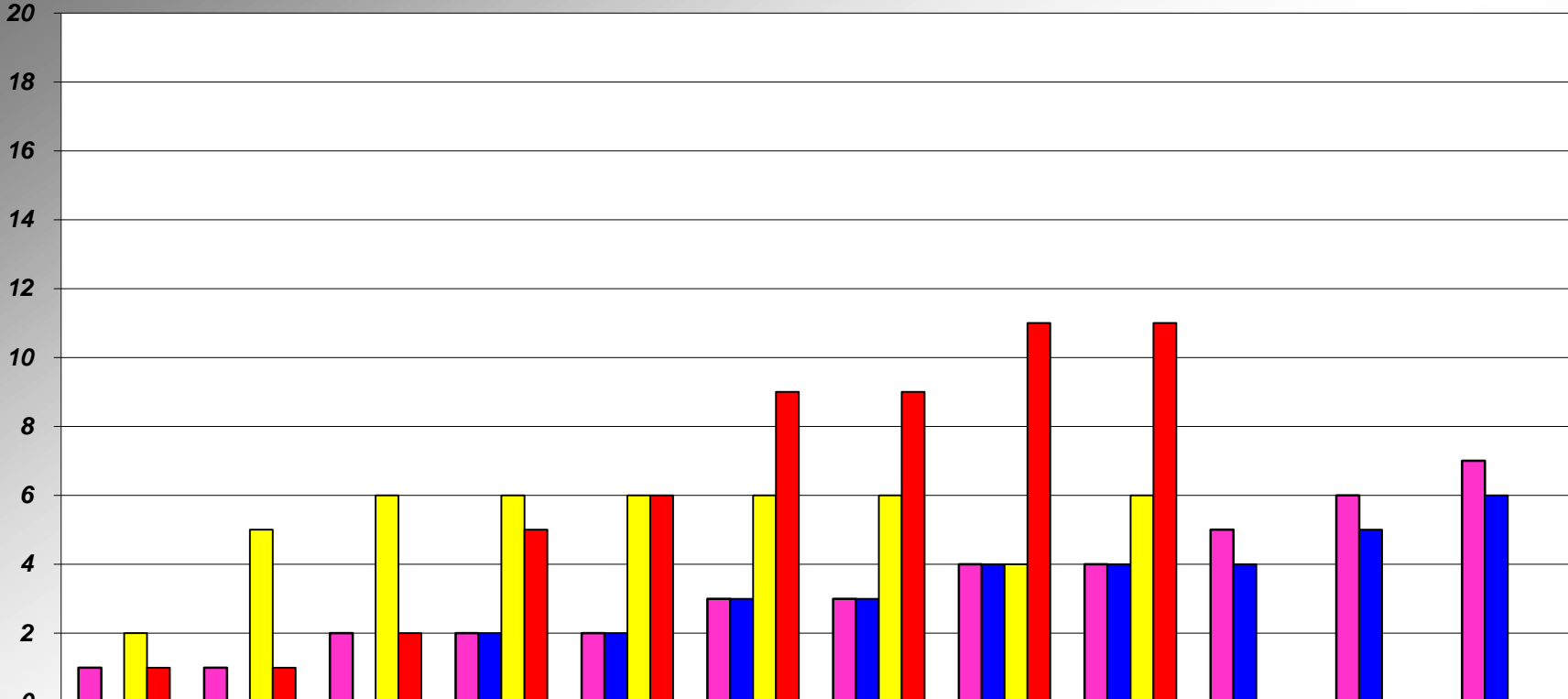
|         | JUL | AUG | SEP | OCT | NOV | DEC | JAN | FEB | MAR | APR  | MAY  | JUN  |
|---------|-----|-----|-----|-----|-----|-----|-----|-----|-----|------|------|------|
| ■ 14-15 | 81  | 170 | 286 | 400 | 484 | 566 | 615 | 664 | 733 | 824  | 933  | 1037 |
| ■ 15-16 | 118 | 207 | 340 | 453 | 557 | 673 | 747 | 831 | 931 | 1013 | 1112 | 1223 |
| ■ 16-17 | 93  | 213 | 310 | 402 | 518 | 608 | 660 | 713 | 767 | 860  | 935  | 1014 |
| ■ 17-18 | 68  | 164 | 252 | 338 | 432 | 509 | 564 | 637 | 693 |      |      |      |



**PLACER COUNTY BUILDING DEPARTMENT  
TAHOE - NUMBER OF RESIDENTIAL SOLAR PERMITS**

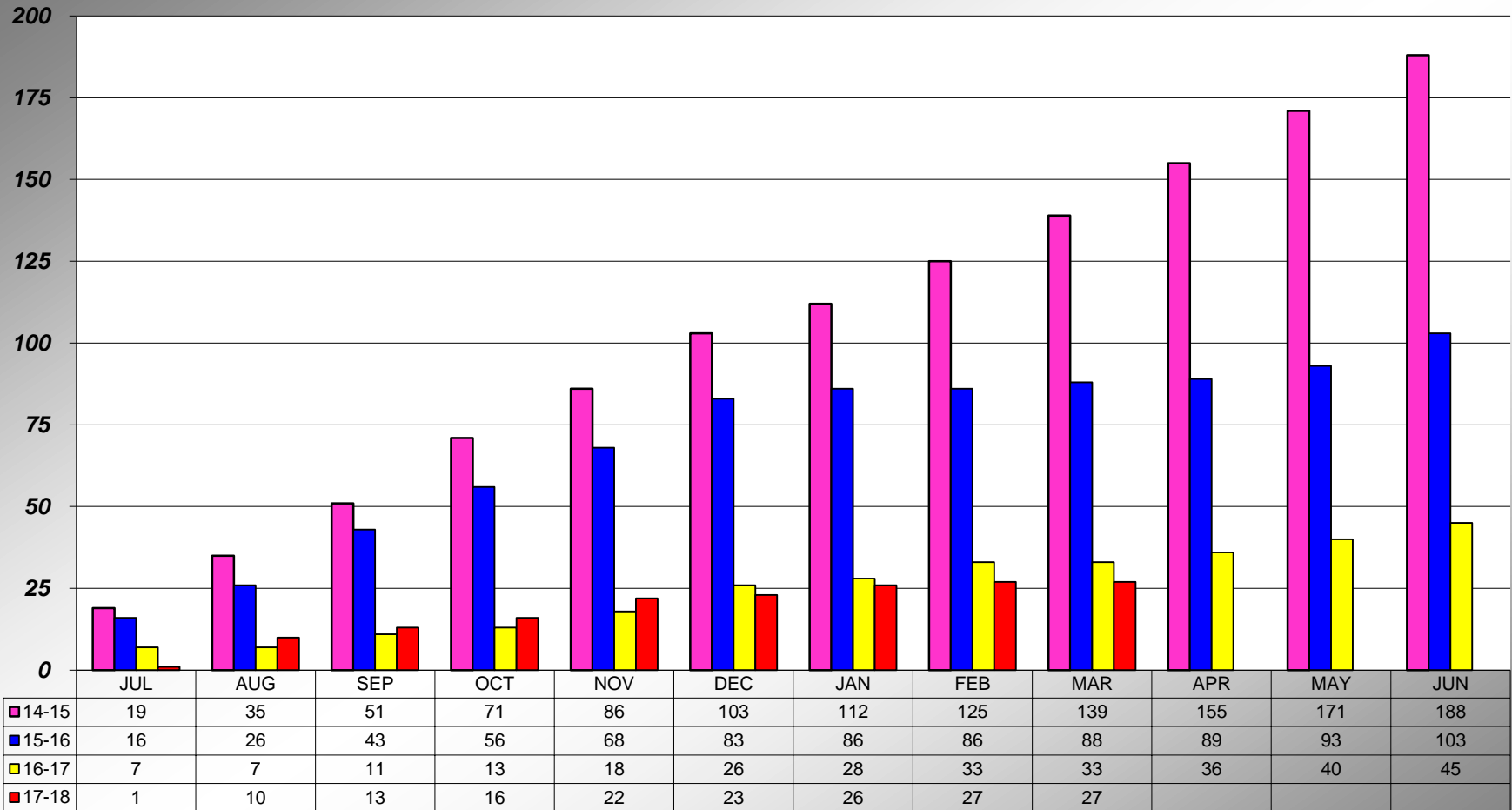


**PLACER COUNTY BUILDING DEPARTMENT  
TAHOE - CUMULATIVE NUMBER OF RESIDENTIAL SOLAR PERMITS**



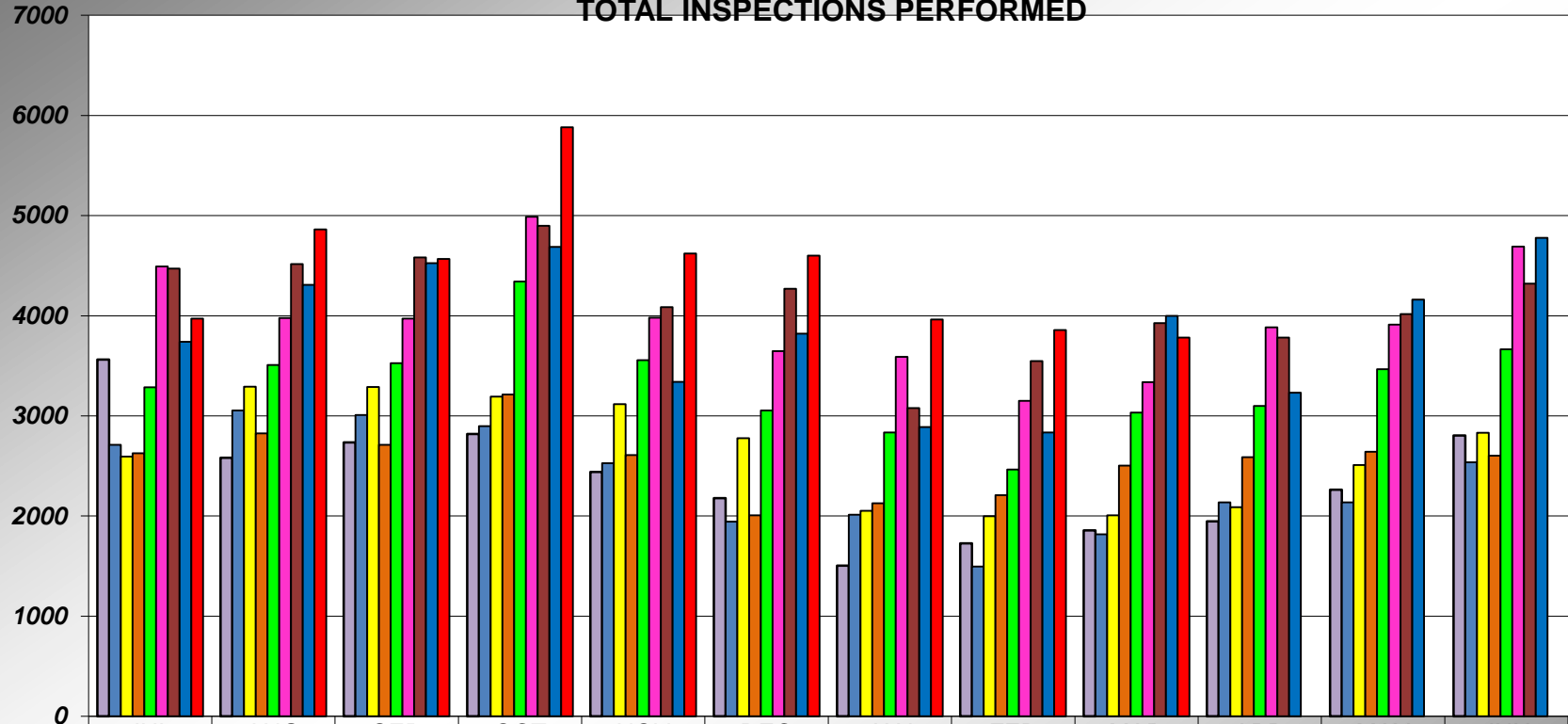
|         | JUL | AUG | SEP | OCT | NOV | DEC | JAN | FEB | MAR | APR | MAY | JUN |
|---------|-----|-----|-----|-----|-----|-----|-----|-----|-----|-----|-----|-----|
| ■ 14-15 | 1   | 1   | 2   | 2   | 2   | 3   | 3   | 4   | 4   | 5   | 6   | 7   |
| ■ 15-16 | 0   | 0   | 0   | 2   | 2   | 3   | 3   | 4   | 4   | 4   | 5   | 6   |
| ■ 16-17 | 2   | 5   | 6   | 6   | 6   | 6   | 6   | 4   | 6   | 0   | 0   | 0   |
| ■ 17-18 | 1   | 1   | 2   | 5   | 6   | 9   | 9   | 11  | 11  |     |     |     |

**PLACER COUNTY BUILDING DEPARTMENT  
AUBURN - CUMULATIVE mPOWER PERMITS  
TAHOE = 0**



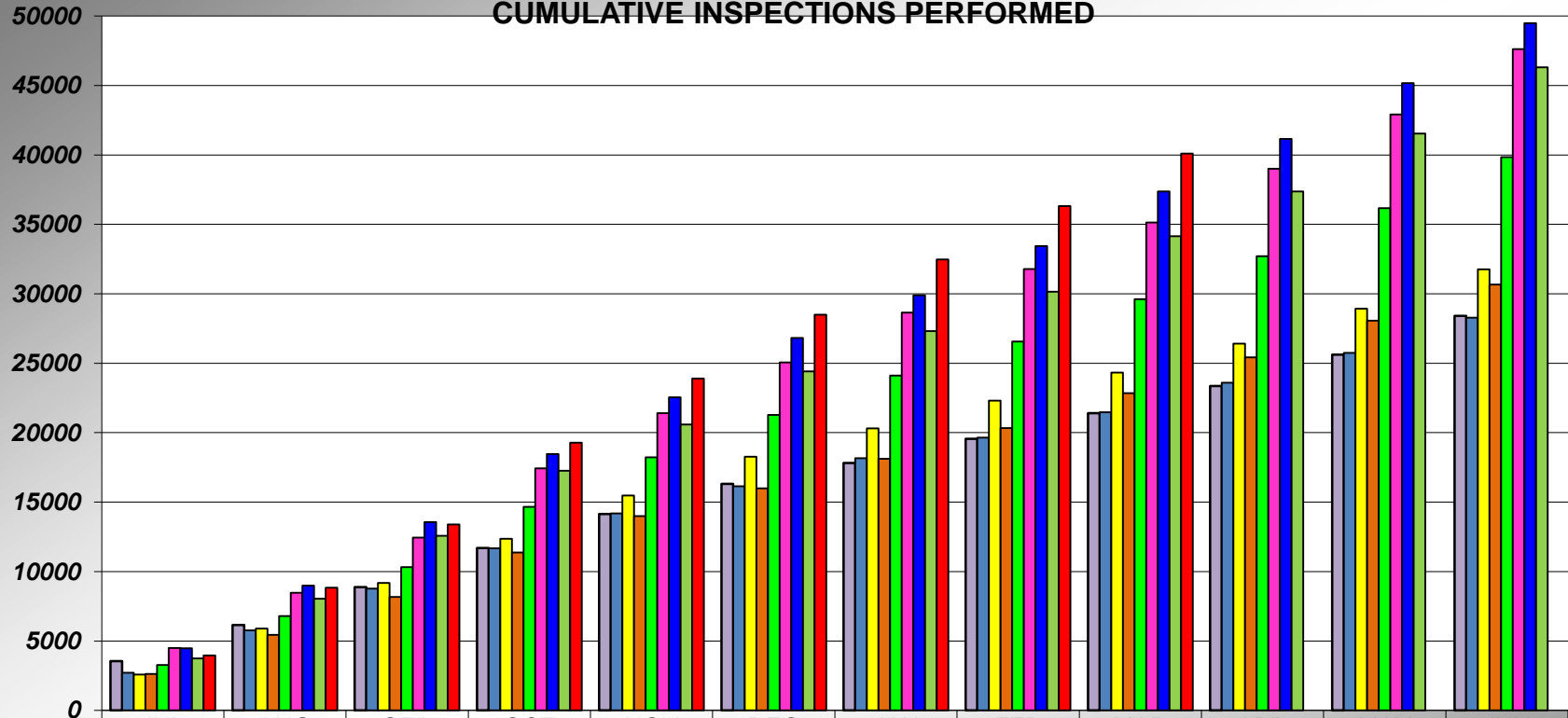
TAHOE = 0

## PLACER COUNTY BUILDING DEPARTMENT TOTAL INSPECTIONS PERFORMED



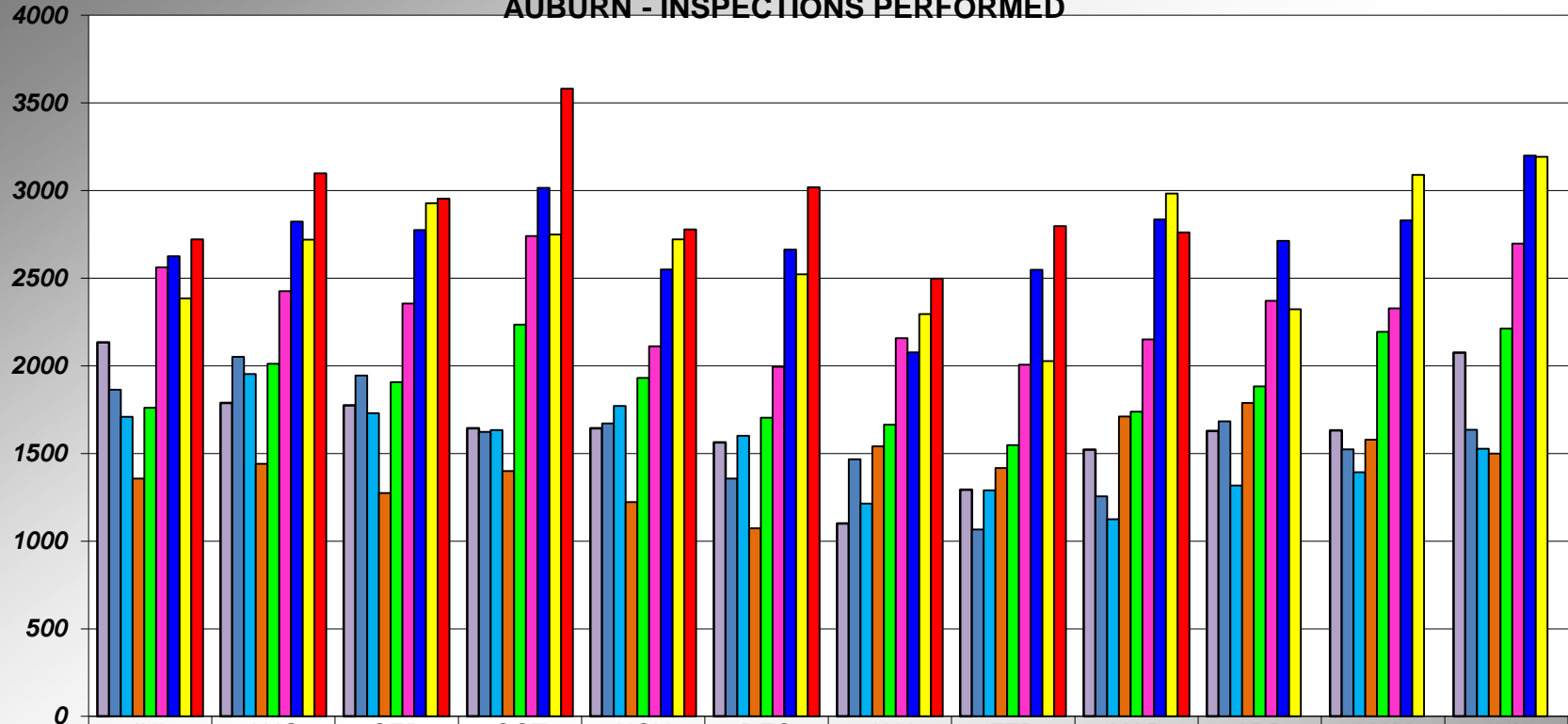
|       | JUL  | AUG  | SEP  | OCT  | NOV  | DEC  | JAN  | FEB  | MAR  | APR  | MAY  | JUN  |
|-------|------|------|------|------|------|------|------|------|------|------|------|------|
| 09/10 | 3563 | 2581 | 2734 | 2819 | 2442 | 2178 | 1504 | 1729 | 1856 | 1947 | 2263 | 2804 |
| 10/11 | 2710 | 3053 | 3009 | 2898 | 2527 | 1944 | 2015 | 1497 | 1818 | 2136 | 2136 | 2538 |
| 11/12 | 2595 | 3291 | 3288 | 3193 | 3116 | 2778 | 2054 | 1999 | 2008 | 2089 | 2511 | 2832 |
| 12/13 | 2628 | 2826 | 2711 | 3215 | 2610 | 2009 | 2127 | 2208 | 2504 | 2587 | 2641 | 2602 |
| 13/14 | 3286 | 3509 | 3526 | 4341 | 3556 | 3053 | 2836 | 2466 | 3034 | 3098 | 3466 | 3664 |
| 14/15 | 4491 | 3977 | 3971 | 4987 | 3979 | 3646 | 3590 | 3149 | 3337 | 3884 | 3911 | 4689 |
| 15/16 | 4472 | 4516 | 4581 | 4899 | 4086 | 4268 | 3078 | 3546 | 3926 | 3782 | 4016 | 4321 |
| 16/17 | 3741 | 4307 | 4525 | 4687 | 3340 | 3821 | 2890 | 2834 | 3998 | 3233 | 4160 | 4777 |
| 17/18 | 3972 | 4861 | 4568 | 5880 | 4622 | 4599 | 3963 | 3858 | 3783 |      |      |      |

## PLACER COUNTY BUILDING DEPARTMENT CUMULATIVE INSPECTIONS PERFORMED



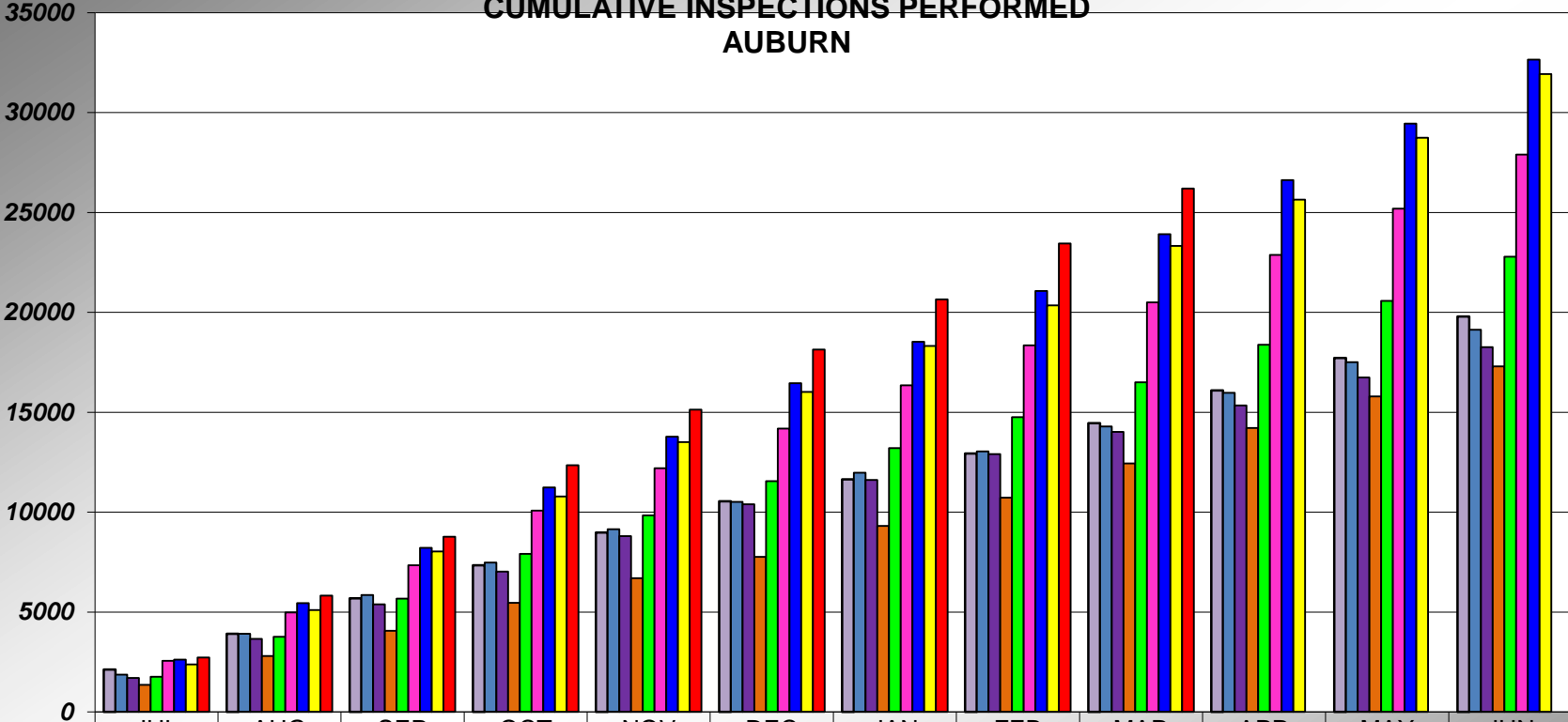
|       | JUL  | AUG  | SEP   | OCT   | NOV   | DEC   | JAN   | FEB   | MAR   | APR   | MAY   | JUN   |
|-------|------|------|-------|-------|-------|-------|-------|-------|-------|-------|-------|-------|
| 09/10 | 3563 | 6144 | 8878  | 11697 | 14139 | 16317 | 17821 | 19550 | 21406 | 23353 | 25616 | 28420 |
| 10/11 | 2710 | 5763 | 8772  | 11670 | 14197 | 16141 | 18156 | 19653 | 21471 | 23607 | 25743 | 28281 |
| 11/12 | 2595 | 5886 | 9174  | 12367 | 15483 | 18261 | 20315 | 22314 | 24322 | 26411 | 28922 | 31754 |
| 12/13 | 2628 | 5454 | 8165  | 11380 | 13990 | 15999 | 18126 | 20334 | 22838 | 25425 | 28066 | 30668 |
| 13/14 | 3286 | 6795 | 10321 | 14662 | 18218 | 21271 | 24107 | 26573 | 29607 | 32705 | 36171 | 39835 |
| 14/15 | 4491 | 8468 | 12439 | 17426 | 21405 | 25051 | 28641 | 31790 | 35127 | 39011 | 42922 | 47611 |
| 15/16 | 4472 | 8988 | 13569 | 18468 | 22554 | 26822 | 29900 | 33446 | 37372 | 41154 | 45170 | 49491 |
| 16/17 | 3741 | 8048 | 12573 | 17260 | 20600 | 24421 | 27311 | 30145 | 34143 | 37376 | 41536 | 46313 |
| 17/18 | 3972 | 8833 | 13401 | 19281 | 23903 | 28502 | 32465 | 36323 | 40106 |       |       |       |

## PLACER COUNTY BUILDING DEPARTMENT AUBURN - INSPECTIONS PERFORMED



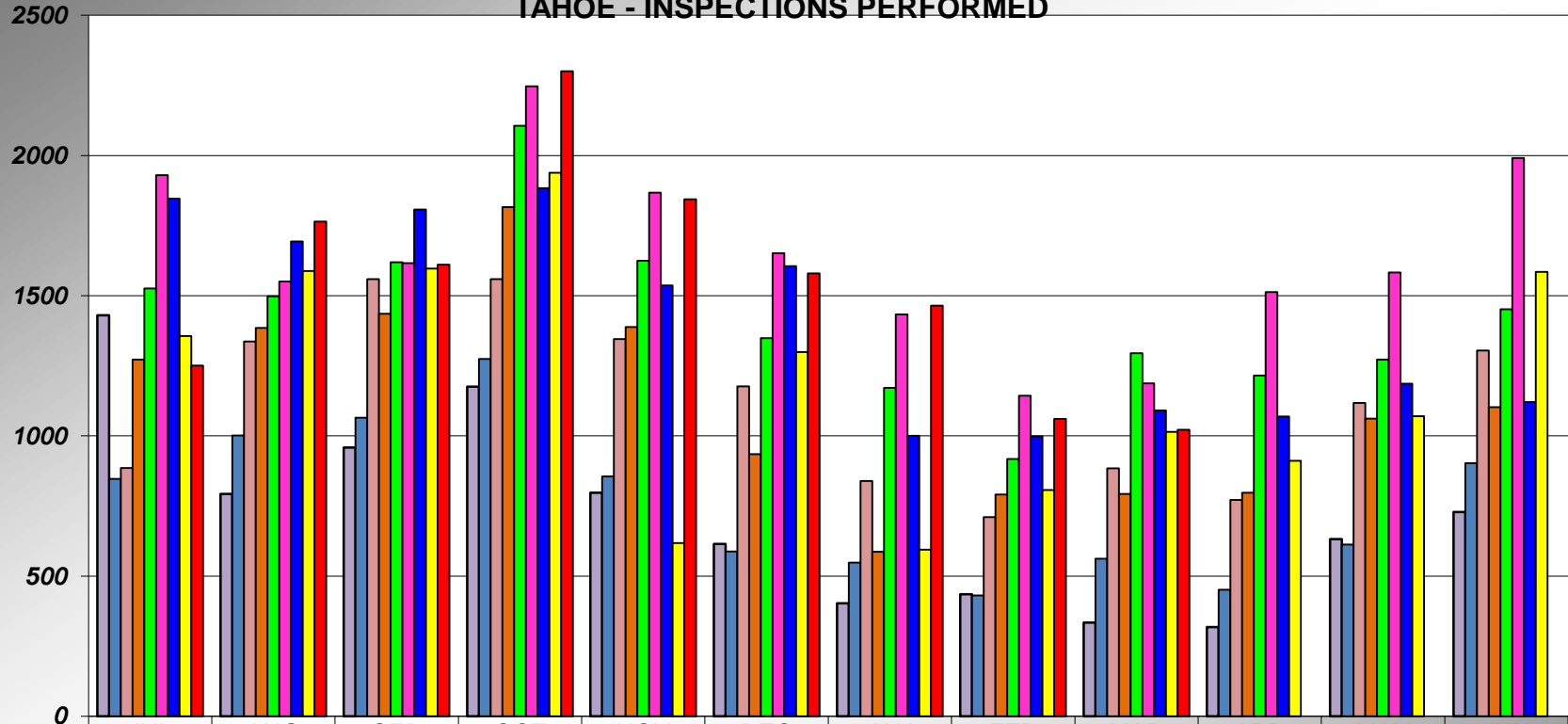
|       | JUL  | AUG  | SEP  | OCT  | NOV  | DEC  | JAN  | FEB  | MAR  | APR  | MAY  | JUN  |
|-------|------|------|------|------|------|------|------|------|------|------|------|------|
| 09/10 | 2133 | 1788 | 1775 | 1643 | 1644 | 1563 | 1101 | 1293 | 1521 | 1629 | 1631 | 2075 |
| 10/11 | 1863 | 2051 | 1944 | 1624 | 1672 | 1356 | 1467 | 1066 | 1256 | 1684 | 1523 | 1635 |
| 11/12 | 1709 | 1954 | 1729 | 1634 | 1771 | 1601 | 1215 | 1289 | 1124 | 1317 | 1393 | 1527 |
| 12/13 | 1356 | 1441 | 1275 | 1399 | 1222 | 1074 | 1540 | 1417 | 1711 | 1789 | 1579 | 1499 |
| 13/14 | 1760 | 2011 | 1907 | 2235 | 1931 | 1704 | 1665 | 1548 | 1739 | 1883 | 2194 | 2212 |
| 14/15 | 2561 | 2426 | 2355 | 2741 | 2112 | 1994 | 2157 | 2006 | 2150 | 2371 | 2328 | 2698 |
| 15/16 | 2626 | 2823 | 2774 | 3015 | 2549 | 2663 | 2077 | 2548 | 2835 | 2713 | 2830 | 3200 |
| 16/17 | 2385 | 2719 | 2928 | 2749 | 2722 | 2522 | 2295 | 2027 | 2983 | 2322 | 3090 | 3192 |
| 17/18 | 2721 | 3097 | 2954 | 3580 | 2778 | 3019 | 2498 | 2797 | 2761 |      |      |      |

**PLACER COUNTY BUILDING DEPARTMENT  
CUMULATIVE INSPECTIONS PERFORMED  
AUBURN**



|       | JUL  | AUG  | SEP  | OCT   | NOV   | DEC   | JAN   | FEB   | MAR   | APR   | MAY   | JUN   |
|-------|------|------|------|-------|-------|-------|-------|-------|-------|-------|-------|-------|
| 09/10 | 2133 | 3921 | 5696 | 7339  | 8983  | 10546 | 11647 | 12940 | 14461 | 16090 | 17721 | 19796 |
| 10/11 | 1863 | 3914 | 5858 | 7482  | 9154  | 10510 | 11977 | 13043 | 14299 | 15983 | 17506 | 19141 |
| 11/12 | 1709 | 3663 | 5392 | 7026  | 8797  | 10398 | 11613 | 12902 | 14026 | 15343 | 16736 | 18263 |
| 12/13 | 1356 | 2797 | 4072 | 5471  | 6693  | 7767  | 9307  | 10724 | 12435 | 14224 | 15803 | 17302 |
| 13/14 | 1760 | 3771 | 5678 | 7913  | 9844  | 11548 | 13213 | 14761 | 16500 | 18383 | 20577 | 22789 |
| 14/15 | 2561 | 4987 | 7342 | 10083 | 12195 | 14189 | 16346 | 18352 | 20502 | 22873 | 25201 | 27899 |
| 15/16 | 2626 | 5449 | 8223 | 11238 | 13787 | 16450 | 18527 | 21075 | 23910 | 26623 | 29453 | 32653 |
| 16/17 | 2385 | 5104 | 8032 | 10781 | 13503 | 16025 | 18320 | 20347 | 23330 | 25652 | 28742 | 31934 |
| 17/18 | 2721 | 5818 | 8772 | 12352 | 15130 | 18149 | 20647 | 23444 | 26205 |       |       |       |

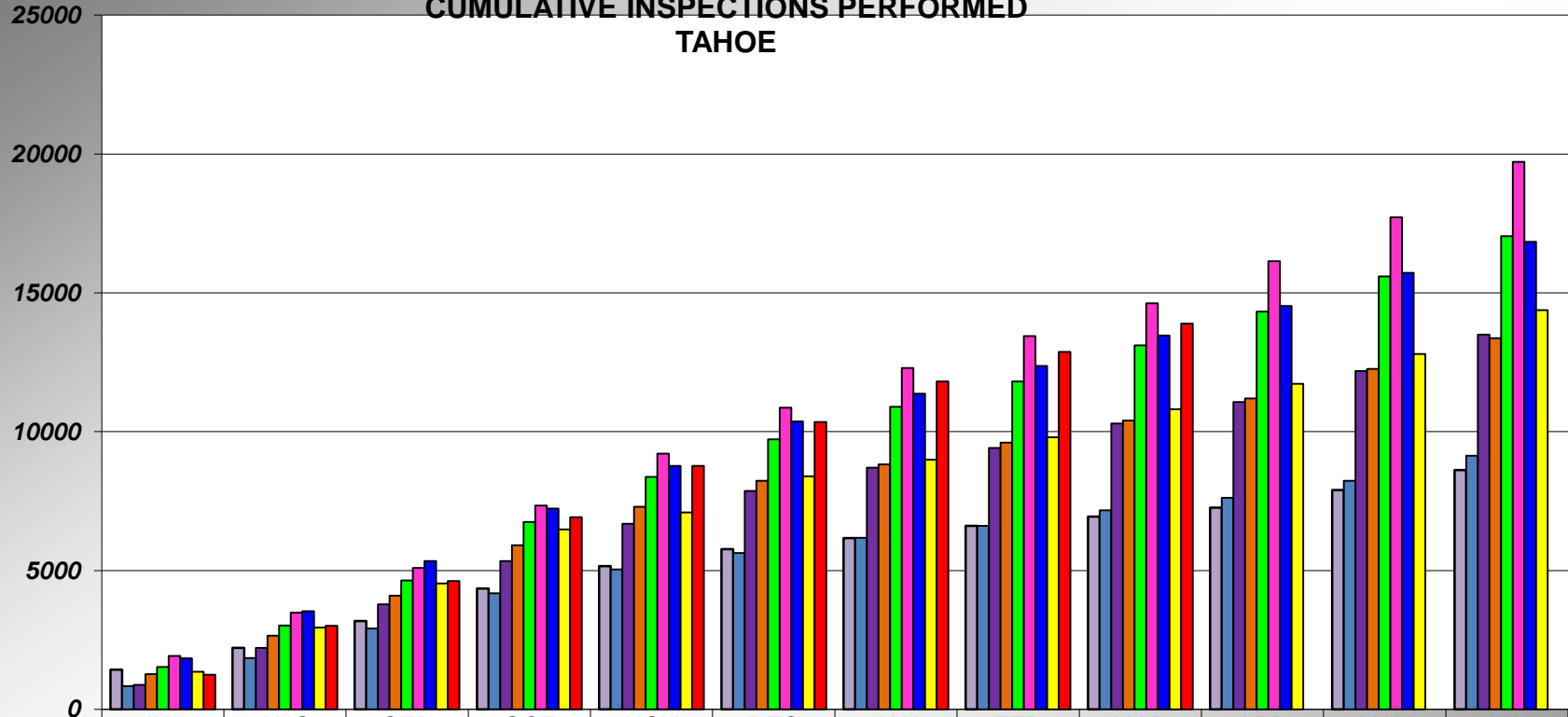
## PLACER COUNTY BUILDING DEPARTMENT TAHOE - INSPECTIONS PERFORMED



|       | JUL  | AUG  | SEP  | OCT  | NOV  | DEC  | JAN  | FEB  | MAR  | APR  | MAY  | JUN  |
|-------|------|------|------|------|------|------|------|------|------|------|------|------|
| 09/10 | 1430 | 793  | 959  | 1176 | 798  | 615  | 403  | 436  | 335  | 318  | 632  | 729  |
| 10/11 | 847  | 1002 | 1065 | 1274 | 855  | 588  | 548  | 431  | 562  | 452  | 613  | 903  |
| 11/12 | 886  | 1337 | 1559 | 1559 | 1345 | 1177 | 839  | 710  | 884  | 772  | 1118 | 1305 |
| 12/13 | 1272 | 1385 | 1436 | 1816 | 1388 | 935  | 587  | 791  | 793  | 798  | 1062 | 1103 |
| 13/14 | 1526 | 1498 | 1619 | 2106 | 1625 | 1349 | 1171 | 918  | 1295 | 1215 | 1272 | 1452 |
| 14/15 | 1930 | 1551 | 1616 | 2246 | 1867 | 1652 | 1433 | 1143 | 1187 | 1513 | 1583 | 1991 |
| 15/16 | 1846 | 1693 | 1807 | 1884 | 1537 | 1605 | 1001 | 998  | 1091 | 1069 | 1186 | 1121 |
| 16/17 | 1356 | 1588 | 1597 | 1938 | 618  | 1299 | 595  | 807  | 1015 | 911  | 1070 | 1585 |
| 17/18 | 1251 | 1764 | 1611 | 2300 | 1844 | 1580 | 1465 | 1061 | 1022 |      |      |      |

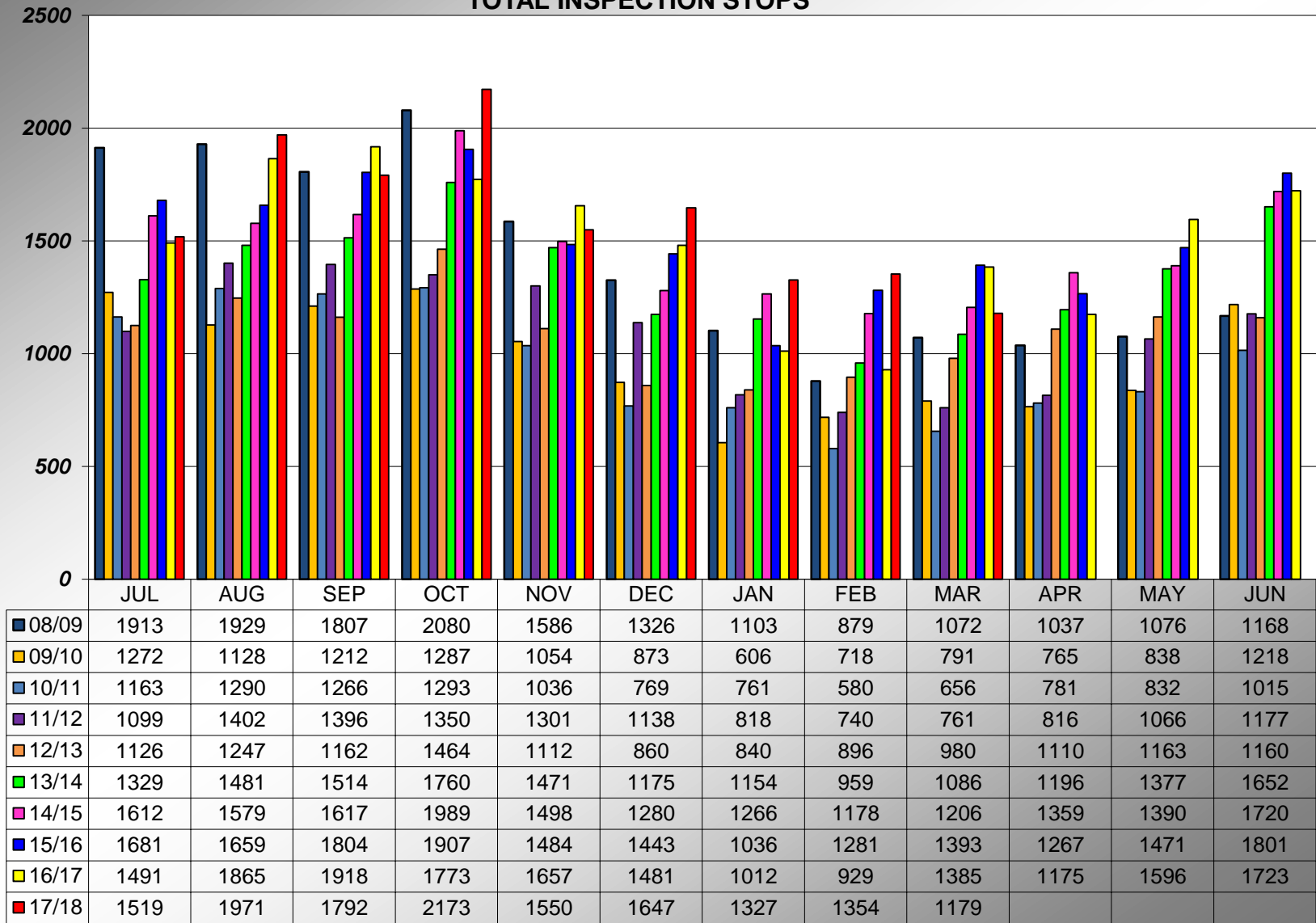


**PLACER COUNTY BUILDING DEPARTMENT  
CUMULATIVE INSPECTIONS PERFORMED  
TAHOE**



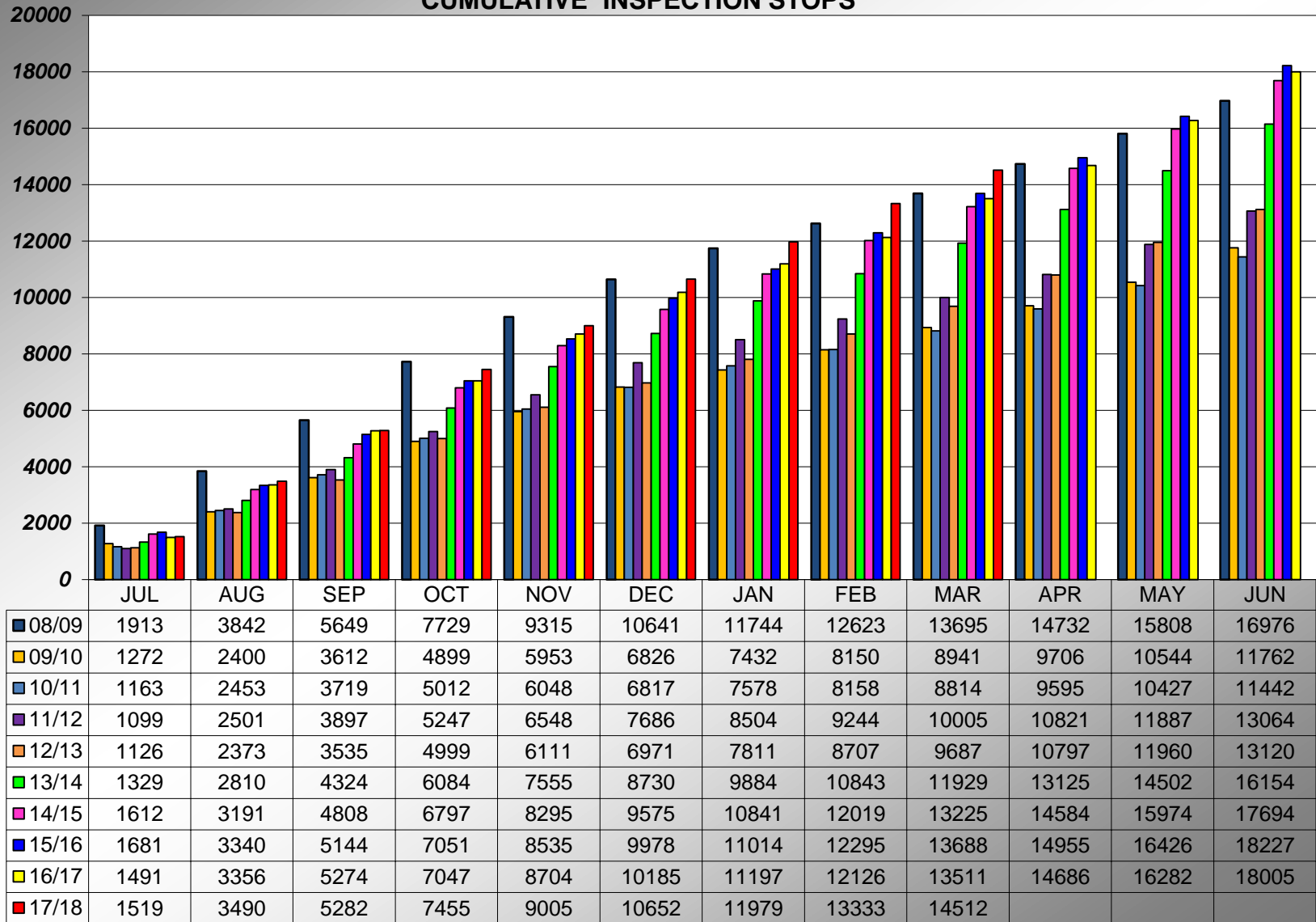
|       | JUL  | AUG  | SEP  | OCT  | NOV  | DEC   | JAN   | FEB   | MAR   | APR   | MAY   | JUN   |
|-------|------|------|------|------|------|-------|-------|-------|-------|-------|-------|-------|
| 09/10 | 1430 | 2223 | 3182 | 4358 | 5156 | 5771  | 6174  | 6610  | 6945  | 7263  | 7895  | 8624  |
| 10/11 | 847  | 1849 | 2914 | 4188 | 5043 | 5631  | 6179  | 6610  | 7172  | 7624  | 8237  | 9140  |
| 11/12 | 886  | 2223 | 3782 | 5341 | 6686 | 7863  | 8702  | 9412  | 10296 | 11068 | 12186 | 13491 |
| 12/13 | 1272 | 2657 | 4093 | 5909 | 7297 | 8232  | 8819  | 9610  | 10403 | 11201 | 12263 | 13366 |
| 13/14 | 1526 | 3024 | 4643 | 6749 | 8374 | 9723  | 10894 | 11812 | 13107 | 14322 | 15594 | 17046 |
| 14/15 | 1930 | 3481 | 5097 | 7343 | 9210 | 10862 | 12295 | 13438 | 14625 | 16138 | 17721 | 19712 |
| 15/16 | 1846 | 3539 | 5346 | 7230 | 8767 | 10372 | 11373 | 12371 | 13462 | 14531 | 15717 | 16838 |
| 16/17 | 1356 | 2944 | 4541 | 6479 | 7097 | 8396  | 8991  | 9798  | 10813 | 11724 | 12794 | 14379 |
| 17/18 | 1251 | 3015 | 4626 | 6926 | 8770 | 10350 | 11815 | 12876 | 13898 |       |       |       |

## PLACER COUNTY BUILDING DEPARTMENT TOTAL INSPECTION STOPS



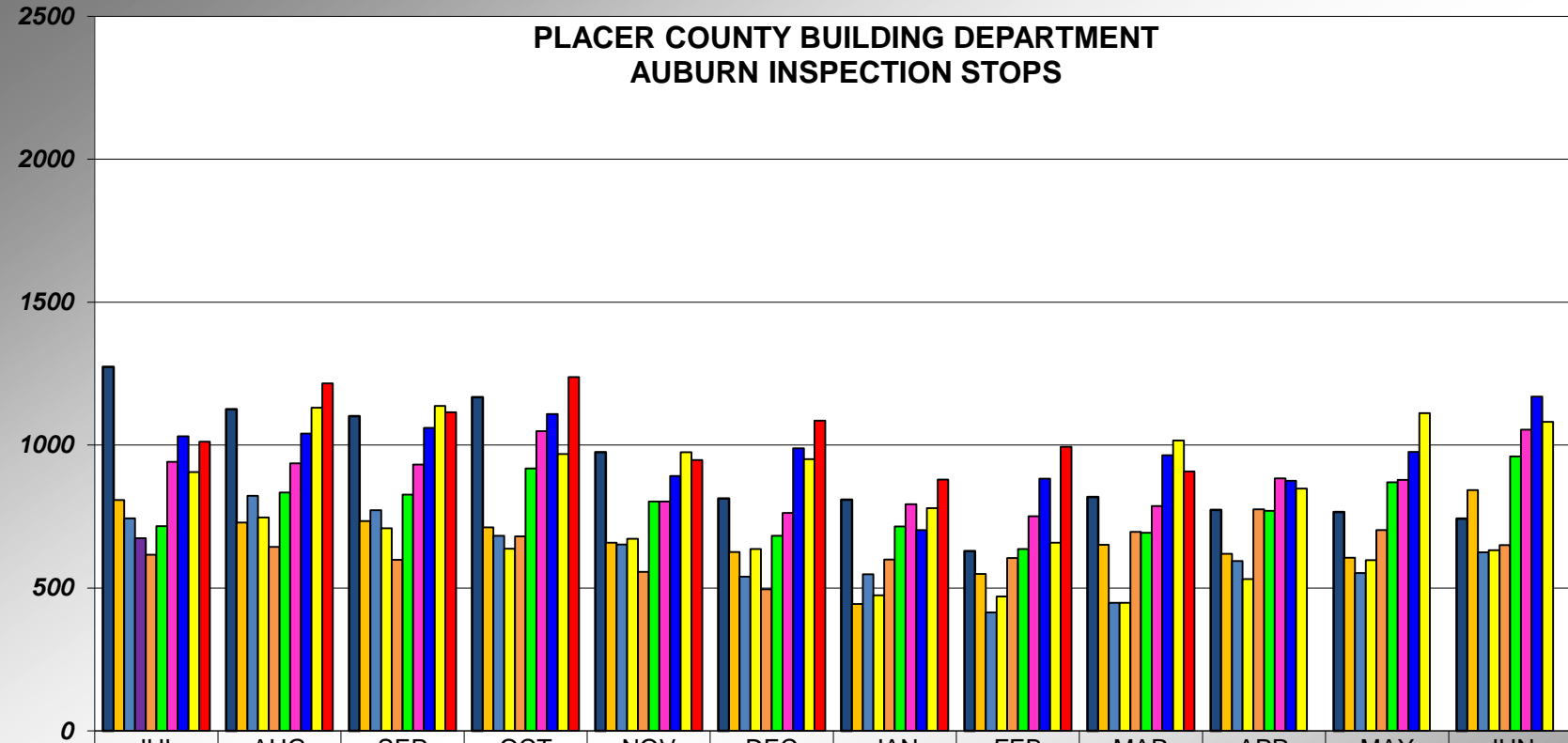
Revised to include all Stops from 14/15 through present.

## PLACER COUNTY BUILDING DEPARTMENT CUMULATIVE INSPECTION STOPS



Revised to include all Stops from 14/15 through present.

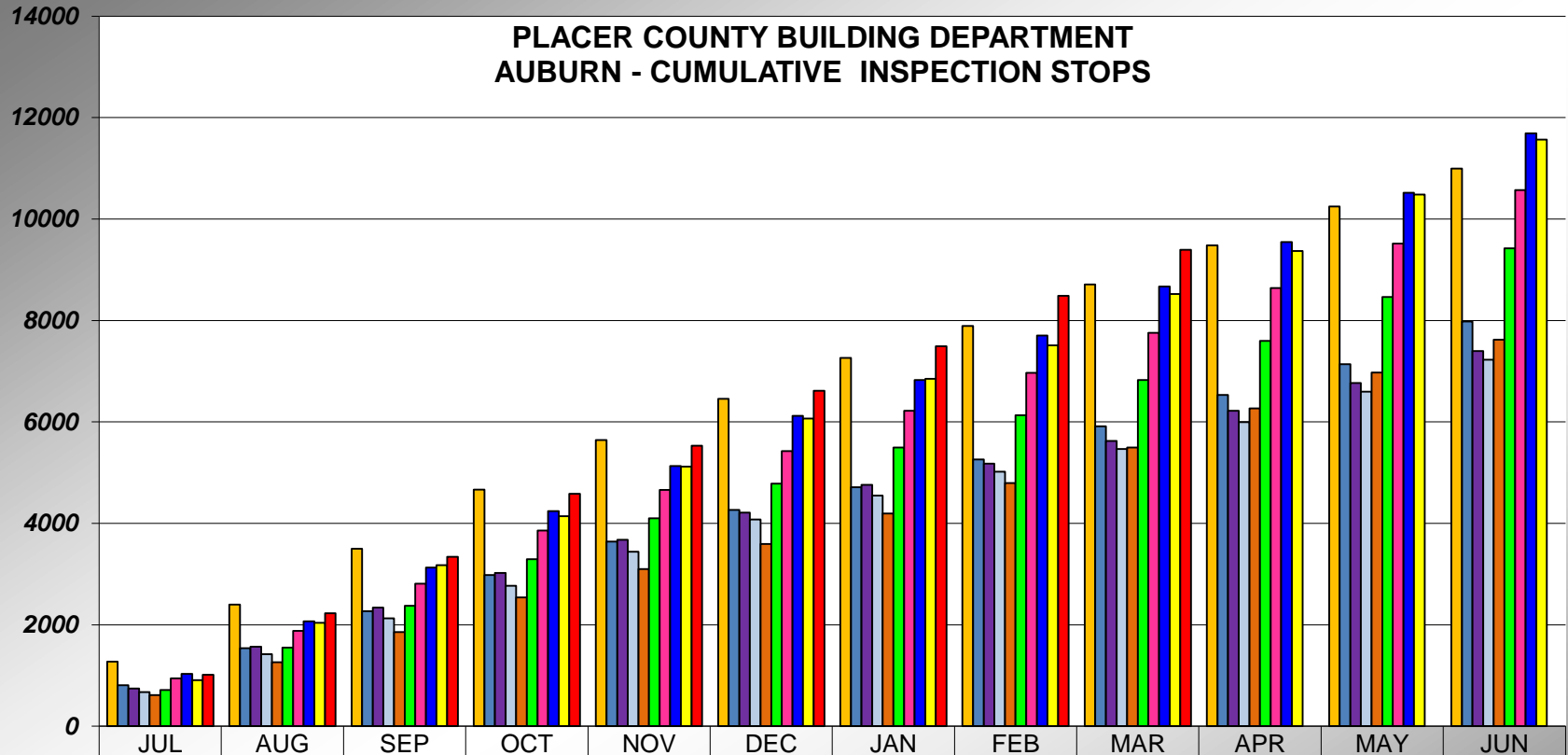
**PLACER COUNTY BUILDING DEPARTMENT  
AUBURN INSPECTION STOPS**



|       | JUL  | AUG  | SEP  | OCT  | NOV | DEC  | JAN | FEB | MAR  | APR | MAY  | JUN  |
|-------|------|------|------|------|-----|------|-----|-----|------|-----|------|------|
| 08/09 | 1274 | 1125 | 1101 | 1167 | 975 | 813  | 809 | 629 | 818  | 773 | 766  | 743  |
| 09/10 | 808  | 729  | 734  | 712  | 658 | 626  | 444 | 549 | 651  | 620 | 606  | 843  |
| 10/11 | 744  | 822  | 772  | 683  | 652 | 540  | 548 | 415 | 448  | 594 | 552  | 625  |
| 11/12 | 674  | 747  | 709  | 637  | 672 | 636  | 474 | 470 | 448  | 531 | 598  | 632  |
| 12/13 | 616  | 644  | 599  | 681  | 556 | 496  | 600 | 605 | 696  | 775 | 703  | 650  |
| 13/14 | 716  | 834  | 827  | 918  | 803 | 683  | 715 | 636 | 693  | 770 | 870  | 960  |
| 14/15 | 941  | 936  | 932  | 1049 | 803 | 763  | 793 | 751 | 787  | 884 | 878  | 1054 |
| 15/16 | 1031 | 1040 | 1060 | 1109 | 892 | 989  | 703 | 882 | 964  | 875 | 976  | 1169 |
| 16/17 | 906  | 1131 | 1137 | 969  | 975 | 951  | 779 | 659 | 1016 | 848 | 1112 | 1081 |
| 17/18 | 1012 | 1216 | 1115 | 1238 | 948 | 1085 | 879 | 994 | 908  |     |      |      |

Revised to include all Stops from 14/15 through present.

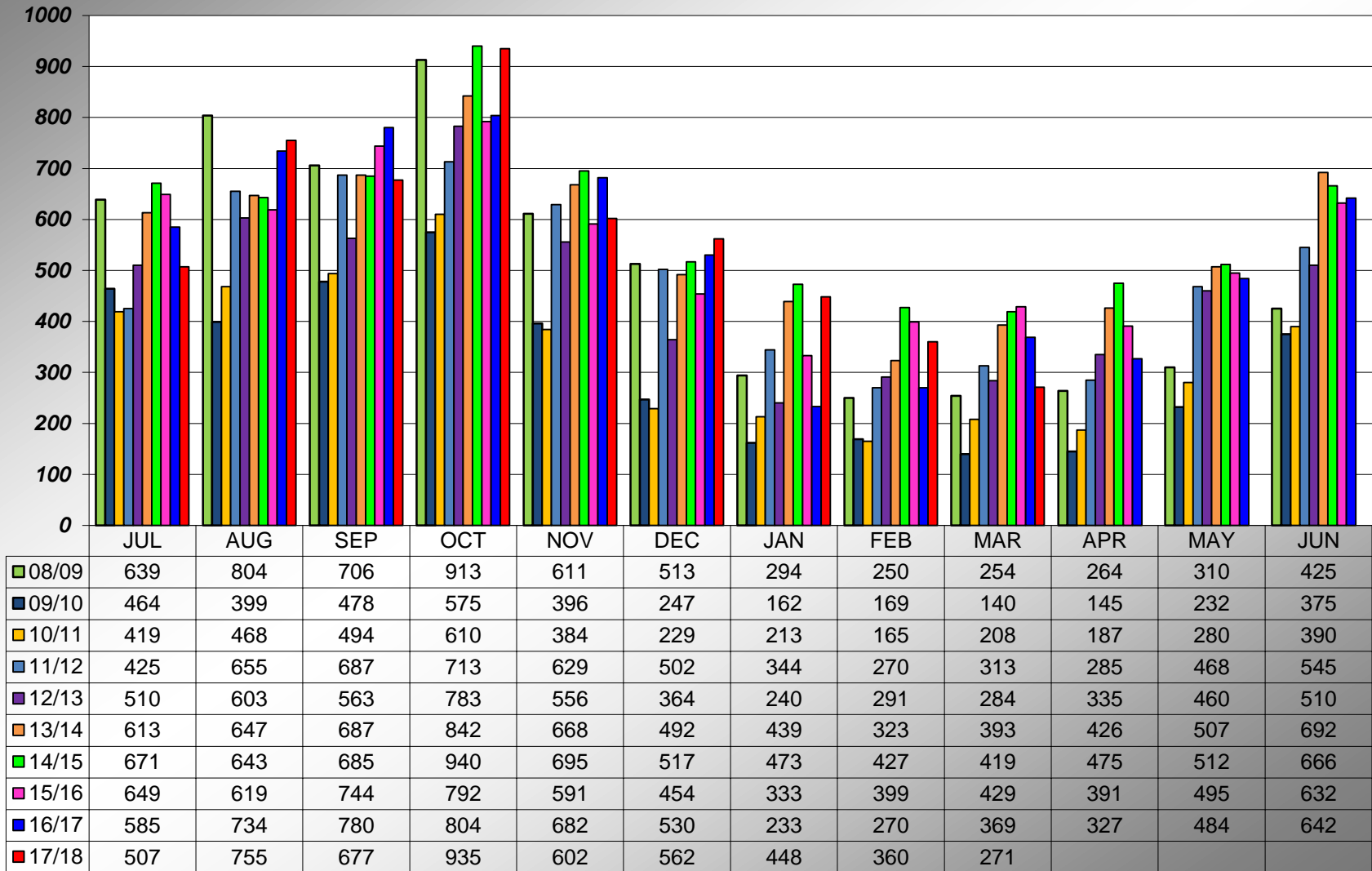
**PLACER COUNTY BUILDING DEPARTMENT  
AUBURN - CUMULATIVE INSPECTION STOPS**



|       | JUL  | AUG  | SEP  | OCT  | NOV  | DEC  | JAN  | FEB  | MAR  | APR  | MAY   | JUN   |
|-------|------|------|------|------|------|------|------|------|------|------|-------|-------|
| 08/09 | 1274 | 2399 | 3500 | 4667 | 5642 | 6455 | 7264 | 7893 | 8711 | 9484 | 10250 | 10993 |
| 09/10 | 808  | 1537 | 2271 | 2983 | 3641 | 4267 | 4711 | 5260 | 5911 | 6531 | 7137  | 7980  |
| 10/11 | 744  | 1566 | 2338 | 3021 | 3673 | 4213 | 4761 | 5176 | 5624 | 6218 | 6770  | 7395  |
| 11/12 | 674  | 1421 | 2130 | 2767 | 3439 | 4075 | 4549 | 5019 | 5467 | 5998 | 6596  | 7228  |
| 12/13 | 616  | 1260 | 1859 | 2540 | 3096 | 3592 | 4192 | 4797 | 5493 | 6268 | 6971  | 7621  |
| 13/14 | 716  | 1550 | 2377 | 3295 | 4098 | 4781 | 5496 | 6132 | 6825 | 7595 | 8465  | 9425  |
| 14/15 | 941  | 1877 | 2809 | 3858 | 4661 | 5424 | 6217 | 6968 | 7755 | 8639 | 9517  | 10571 |
| 15/16 | 1031 | 2071 | 3131 | 4240 | 5132 | 6121 | 6824 | 7706 | 8670 | 9545 | 10521 | 11690 |
| 16/17 | 906  | 2037 | 3174 | 4143 | 5118 | 6069 | 6848 | 7507 | 8523 | 9371 | 10483 | 11564 |
| 17/18 | 1012 | 2228 | 3343 | 4581 | 5529 | 6614 | 7493 | 8487 | 9395 |      |       |       |

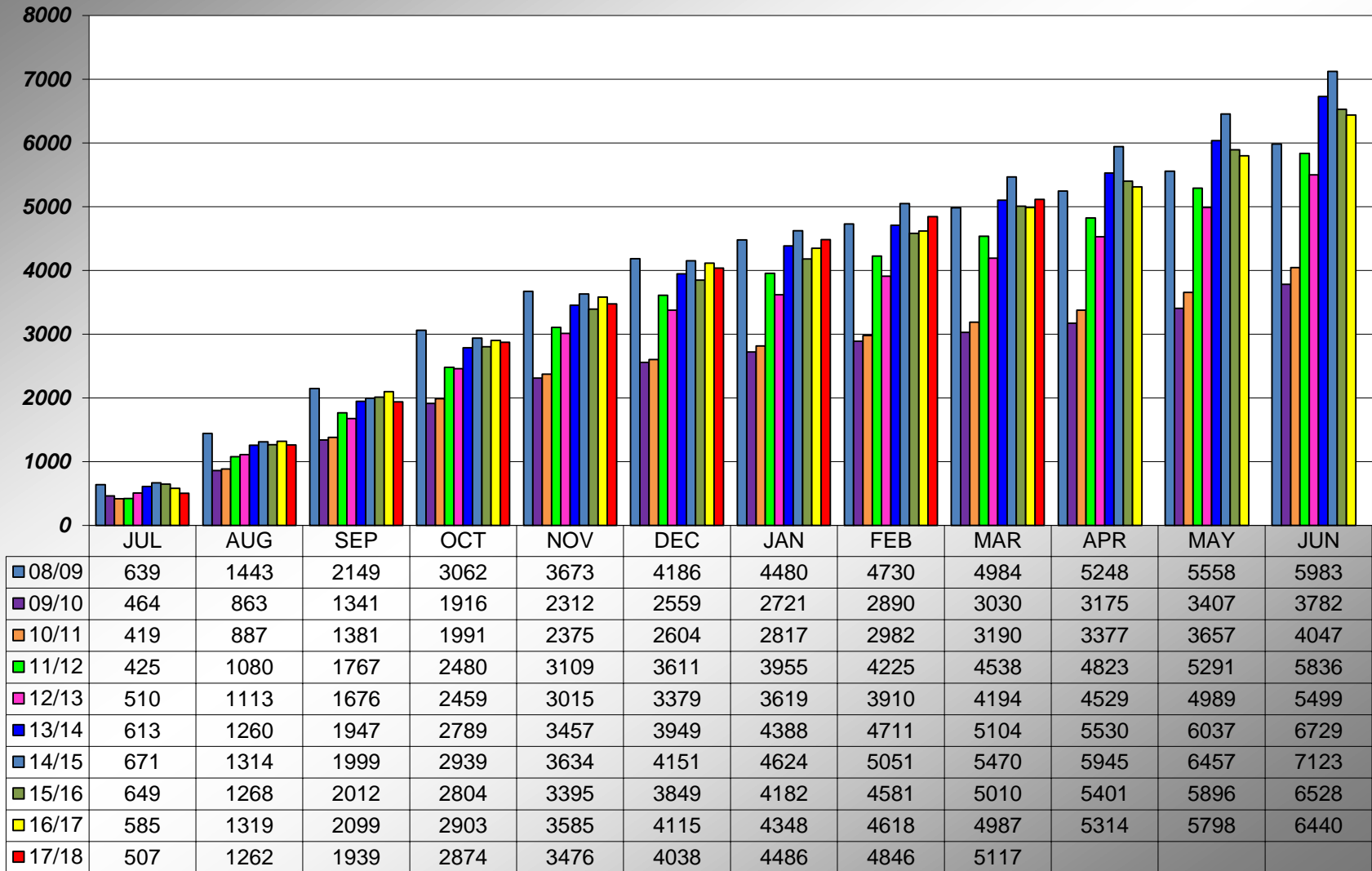
Revised to include all Stops from 14/15 through present.

## PLACER COUNTY BUILDING DEPARTMENT TAHOE INSPECTION STOPS



Revised to include all Stops from 14/15 through present.

## PLACER COUNTY BUILDING DEPARTMENT TAHOE CUMULATIVE INSPECTION STOPS



Revised to include all Stops from 14/15 through present.