

PLACER COUNTY BUILDING DEPARTMENT
BUILDING PERMIT ACTIVITY REPORT
 July 2018

PERMITS ISSUED	AUBURN OFFICE		TAHOE OFFICE		DEPARTMENT TOTALS		YEAR-TO-DATE TOTALS	
	VALUATION	PERMITS	VALUATION	PERMITS	VALUATION	PERMITS	VALUATION	PERMITS
Single Family Dwelling (as reported to US Census Bureau)	9,489,802	22	12,315,167	23	21,804,969	45	21,804,969	45
Two Family Dwelling					0	0	0	0
Three & Four Family Dwelling / Condo					0	0	0	0
Apartment Buildings					0	0	0	0
Hotels/Motels					0	0	0	0
Garages, Carports, Shops	483,350	11	140,723	2	624,073	13	624,073	13
Other Bldgs, Storage, Sheds, Guest House	636,757	8			636,757	8	636,757	8
Add/Alter Bldgs, Deck, Porch, Patio, Covers	2,414,444	30	1,181,998	16	3,596,442	46	3,596,442	46
Moved or Relocated Buildings					0	0	0	0
Reroof/Reside	1,093,506	64	1,370,331	31	2,463,837	96	2,463,837	96
Pools/Spas	916,363	17	150,000	7	1,066,363	24	1,066,363	24
Retaining Walls, Fences, Misc				1	0	1	0	1
Demolitions	N/A	2	N/A	4	N/A	6	N/A	6
Solar- Residential	N/A	69	N/A	N/A	N/A	69	N/A	69
Manufactured/Mobilehome Installations	N/A	2	N/A	N/A	N/A	2	N/A	2
*Miscellaneous Permits	N/A	179	N/A	61	N/A	240	N/A	240
SUB-TOTAL RESIDENTIAL:	15,034,222	404	15,158,219	145	30,192,441	549	30,192,441	549
Other Non-Housekeeping Shelter					0	0	0	0
Elderly Resident Care Home					0	0	0	0
Amusement, Recreational Bldgs					0	0	0	0
Churches/Other Religious Bldgs					0	0	0	0
Industrial Buildings					0	0	0	0
Parking Garages					0	0	0	0
Service Station/Repair Garage					0	0	0	0
Office, Bank, Professional	20,139	1			20,139	1	20,139	1
Public Works, Utility					0	0	0	0
School/Other Educational Bldgs					0	0	0	0
Stores & Customer Services	234,203	3			234,203	3	234,203	3
Other buildings/commercial			100,180	2	100,180	2	100,180	2
Signs	11,600	5			11,600	5	11,600	5
Other Commercial Structures	91,000	4	20,000	1	111,000	5	111,000	5
Add/Alter bldgs/TIs	29,631	2	129,357	1	158,988	3	158,988	3
Solar-Commercial	N/A		N/A		N/A	0	N/A	0
Demolish all other buildings	N/A		N/A		N/A	0	N/A	0
SUB-TOTAL NON-RESIDENTIAL:	386,573	15	249,537	4	636,110	19	636,110	19
COMBINED TOTALS (RES/NON-RES.)	15,420,795	419	15,407,756	149	30,828,551	568	30,828,551	568
PREVIOUS RUNNING TOTAL	0	0	0	0	0	0	0	0
RUNNING TOTAL (FISCAL YEAR 18/19)	15,420,795	419	15,407,756	149	30,828,551	568	30,828,551	568

* Miscellaneous permits (non-structural permits) include electrical, plumbing, mechanical/woodstove, setbacks, Special Inspection, solar, abatement, and permit extensions/renewals

SINGLE FAMILY DWELLING INFORMATION

July 2018

MONTHLY COMPARISONS

July 2018		SFD #	SFD VALUATION	Current Valuation % Increase	Current # % Increase	All Permits Valuation	Current Valuation % Increase
FISCAL YEAR							
2016 - 2017	37	21,921,047	-0.53%	21.62%	31,336,489	-1.62%	
2017 - 2018	30	13,759,230	58.48%	50.00%	27,832,936	10.76%	
2018 - 2019	45	21,804,969	CURRENT	CURRENT	30,828,551	CURRENT	

YEAR-TO-DATE COMPARISONS

JULY 2018 - July 2018		SFD #	SFD VALUATION	Current Valuation % Increase	Current # % Increase	All Permits Valuation	Current Valuation % Increase
FISCAL YEAR							
2016 - 2017	37	21,921,047	-0.53%	21.62%	31,336,489	-1.62%	
2017 - 2018	30	13,759,230	58.48%	50.00%	27,832,936	10.76%	
2018 - 2019	45	21,804,969	CURRENT	CURRENT	30,828,551	CURRENT	

CONSTRUCTION FEES RECEIVED

DISTRIBUTION OF FEES

	AUBURN OFFICE	TAHOE OFFICE	COMBINED TOTALS
TOTAL CONSTRUCTION FEES	226,729	202,488	429,217
PREVIOUS TOTALS	0	0	0
TOTALS TO DATE	226,729	202,488	429,217

YEAR-TO-DATE FEE COMPARISONS*

JULY 2018 - July 2018		AUBURN OFFICE	TAHOE OFFICE	COMBINED TOTALS	Current Revenue % Increase
FISCAL YEAR					
2016 - 2017		185,179	171,287	356,466	20.41%
2017 - 2018		206,348	136,100	342,448	25.34%
2018 - 2019		226,729	202,488	429,217	CURRENT

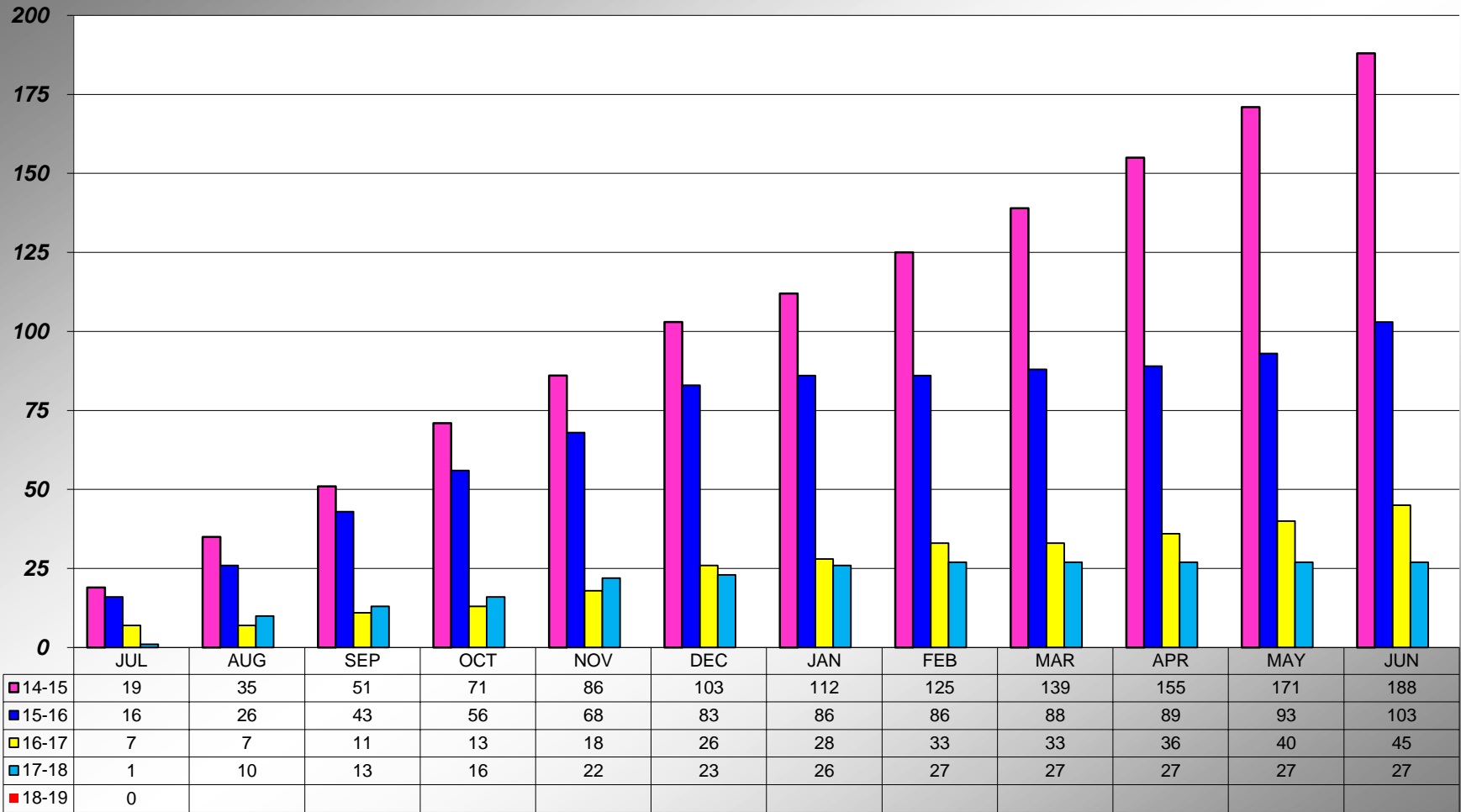
*Construction Fees Only

INSPECTION INFORMATION

INSPECTIONS - STOPS - MILEAGE

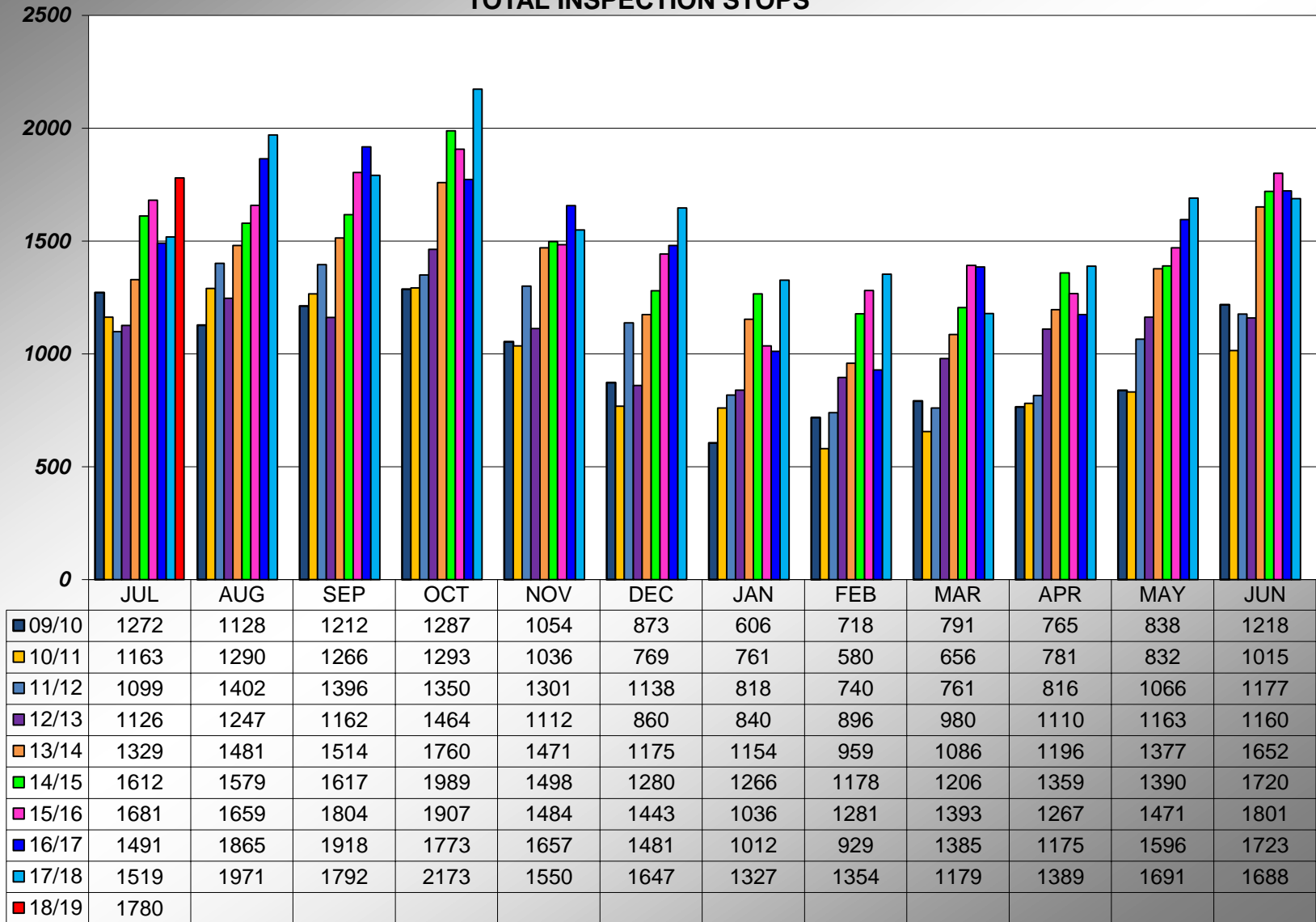
	INSPECTION TOTAL	Residential		Non-Residential	TOTAL STOPS	TOTAL MILEAGE	
AUBURN OFFICE	3,230	3,113	117	1,197	AUBURN OFFICE	5,112	
TAHOE OFFICE	1,529	1,462	67	583	TAHOE OFFICE	3,236	
SUB-TOTAL	4,759	4,575	184	1,780	SUB-TOTAL	8,348	
PREVIOUS TOTAL	-	-	-	-	PREVIOUS TOTAL	-	
TOTALS TO DATE	4,759	4,575	184	1,780	TOTALS TO DATE	8,348	

**PLACER COUNTY BUILDING DEPARTMENT
AUBURN - CUMULATIVE mPOWER PERMITS
TAHOE = 0**



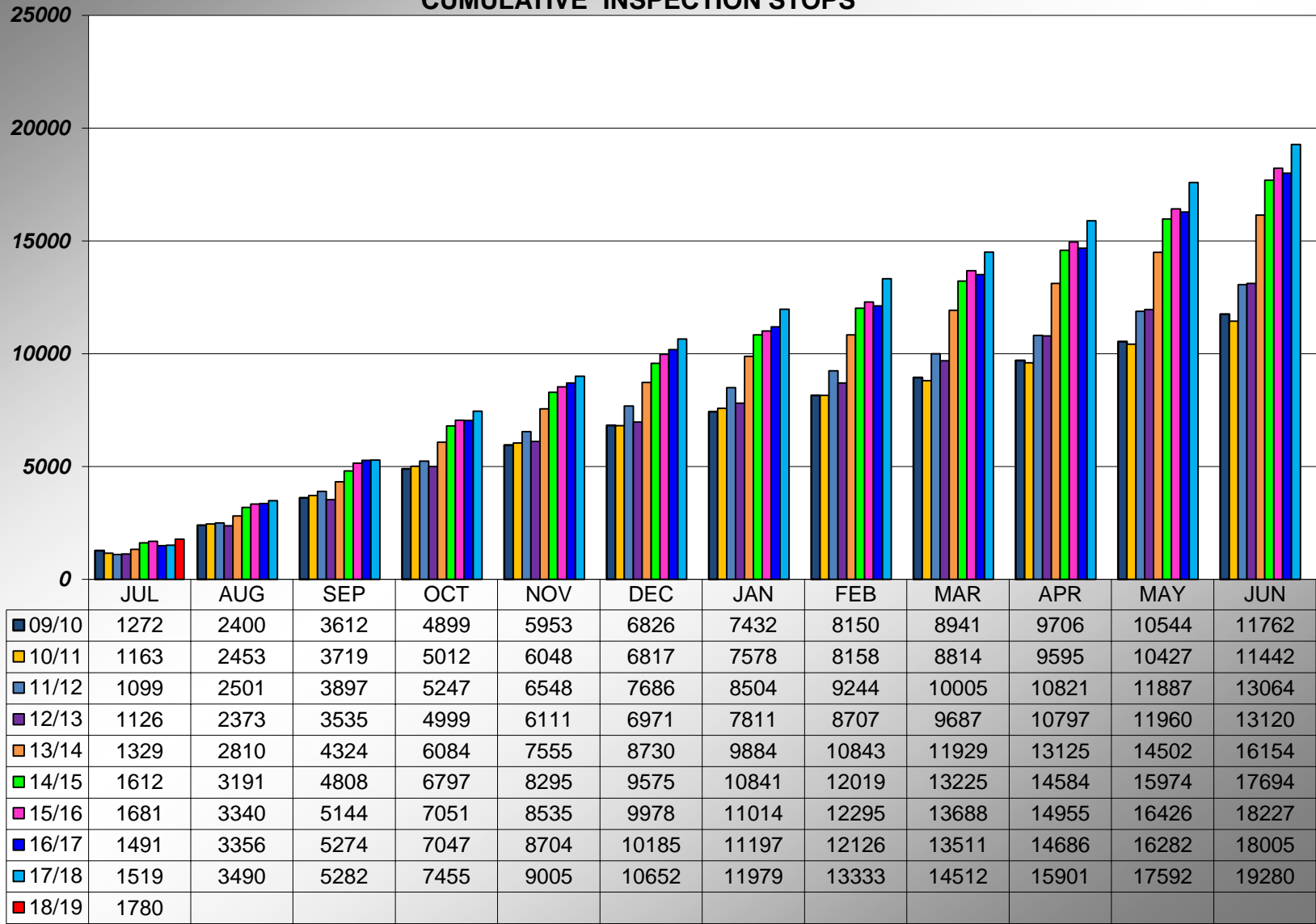
TAHOE = 0

PLACER COUNTY BUILDING DEPARTMENT TOTAL INSPECTION STOPS



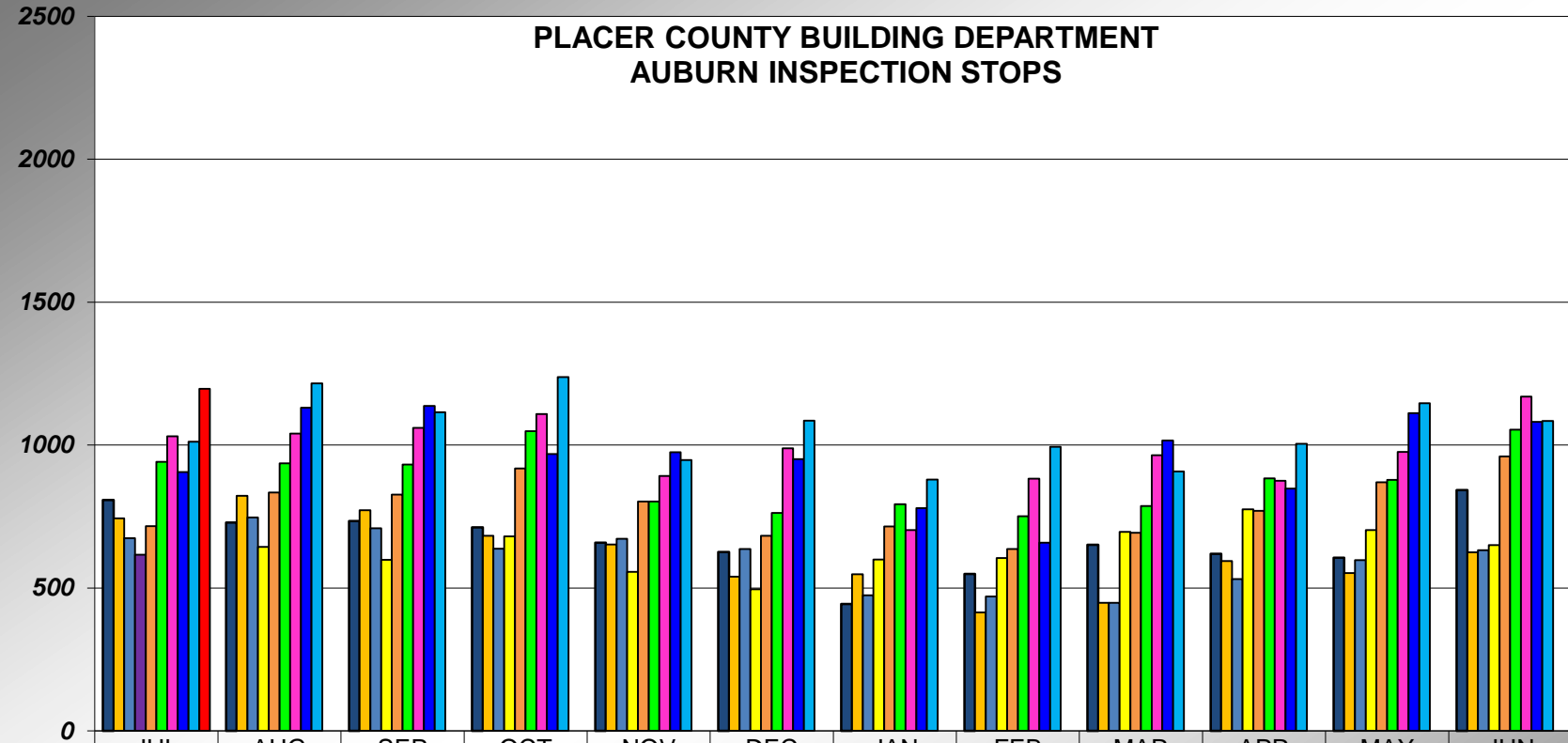
Revised to include all Stops from 14/15 through present.

PLACER COUNTY BUILDING DEPARTMENT CUMULATIVE INSPECTION STOPS



Revised to include all Stops from 14/15 through present.

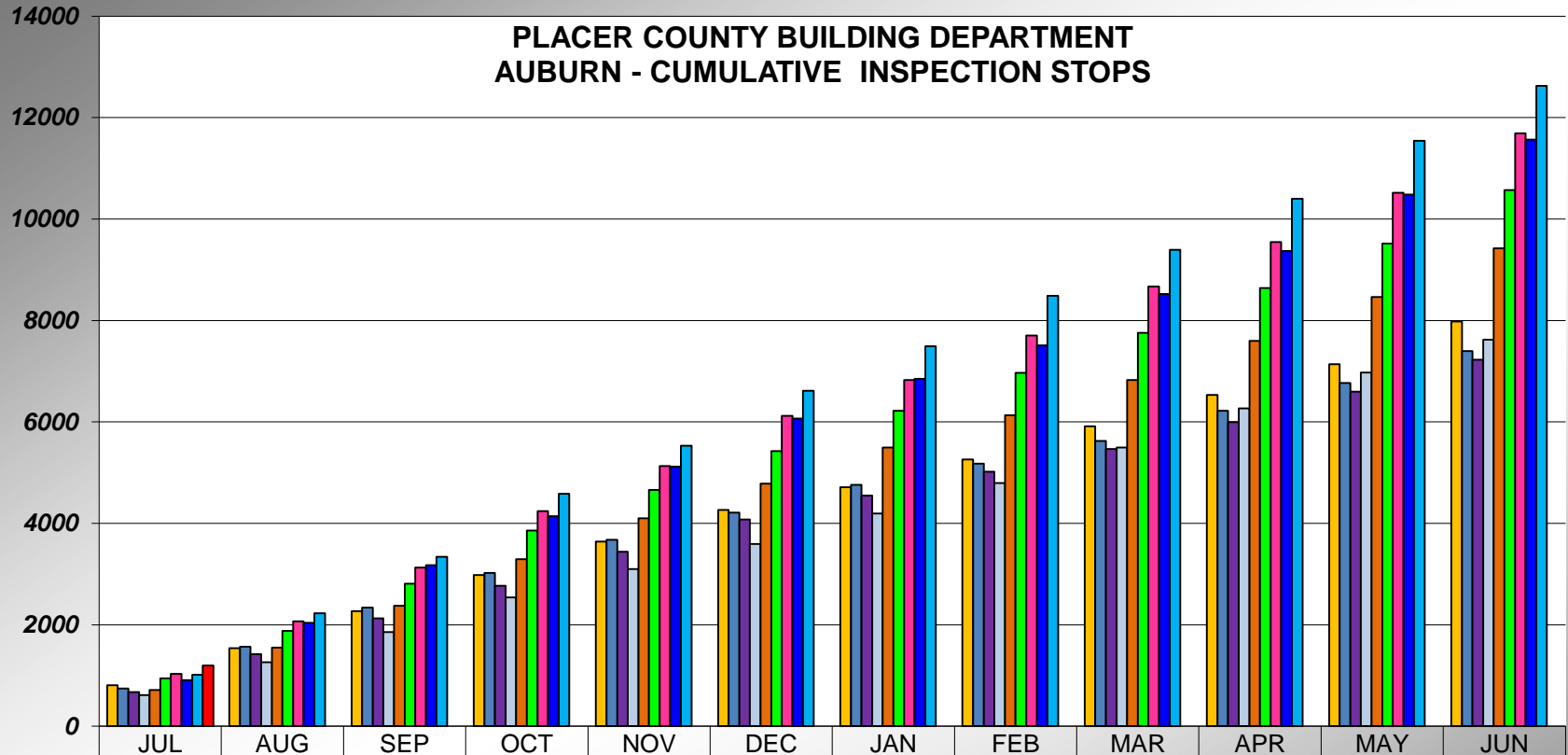
**PLACER COUNTY BUILDING DEPARTMENT
AUBURN INSPECTION STOPS**



	JUL	AUG	SEP	OCT	NOV	DEC	JAN	FEB	MAR	APR	MAY	JUN
09/10	808	729	734	712	658	626	444	549	651	620	606	843
10/11	744	822	772	683	652	540	548	415	448	594	552	625
11/12	674	747	709	637	672	636	474	470	448	531	598	632
12/13	616	644	599	681	556	496	600	605	696	775	703	650
13/14	716	834	827	918	803	683	715	636	693	770	870	960
14/15	941	936	932	1049	803	763	793	751	787	884	878	1054
15/16	1031	1040	1060	1109	892	989	703	882	964	875	976	1169
16/17	906	1131	1137	969	975	951	779	659	1016	848	1112	1081
17/18	1012	1216	1115	1238	948	1085	879	994	908	1004	1146	1084
18/19	1197											

Revised to include all Stops from 14/15 through present.

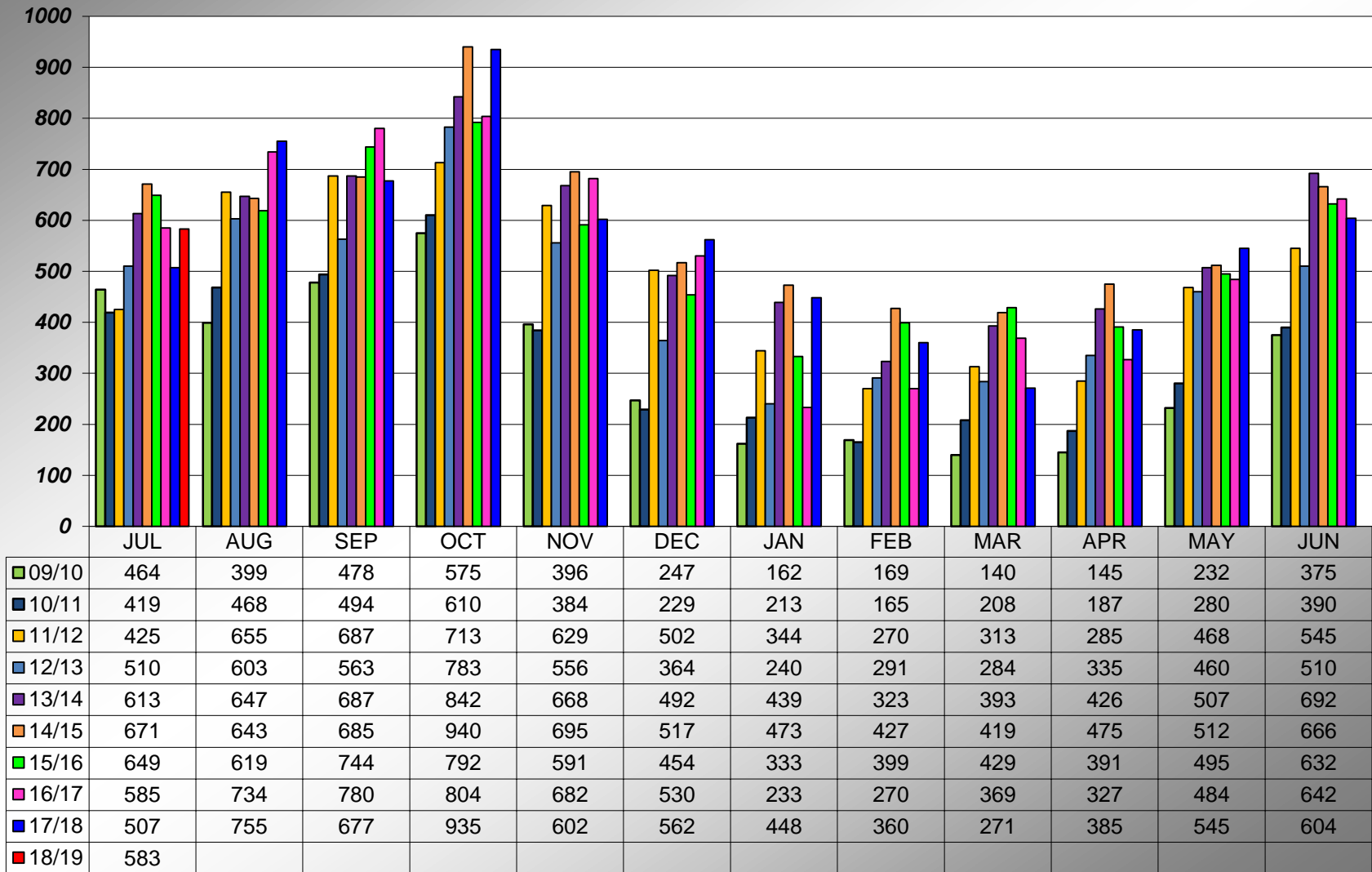
**PLACER COUNTY BUILDING DEPARTMENT
AUBURN - CUMULATIVE INSPECTION STOPS**



	JUL	AUG	SEP	OCT	NOV	DEC	JAN	FEB	MAR	APR	MAY	JUN
09/10	808	1537	2271	2983	3641	4267	4711	5260	5911	6531	7137	7980
10/11	744	1566	2338	3021	3673	4213	4761	5176	5624	6218	6770	7395
11/12	674	1421	2130	2767	3439	4075	4549	5019	5467	5998	6596	7228
12/13	616	1260	1859	2540	3096	3592	4192	4797	5493	6268	6971	7621
13/14	716	1550	2377	3295	4098	4781	5496	6132	6825	7595	8465	9425
14/15	941	1877	2809	3858	4661	5424	6217	6968	7755	8639	9517	10571
15/16	1031	2071	3131	4240	5132	6121	6824	7706	8670	9545	10521	11690
16/17	906	2037	3174	4143	5118	6069	6848	7507	8523	9371	10483	11564
17/18	1012	2228	3343	4581	5529	6614	7493	8487	9395	10399	11545	12629
18/19	1197											

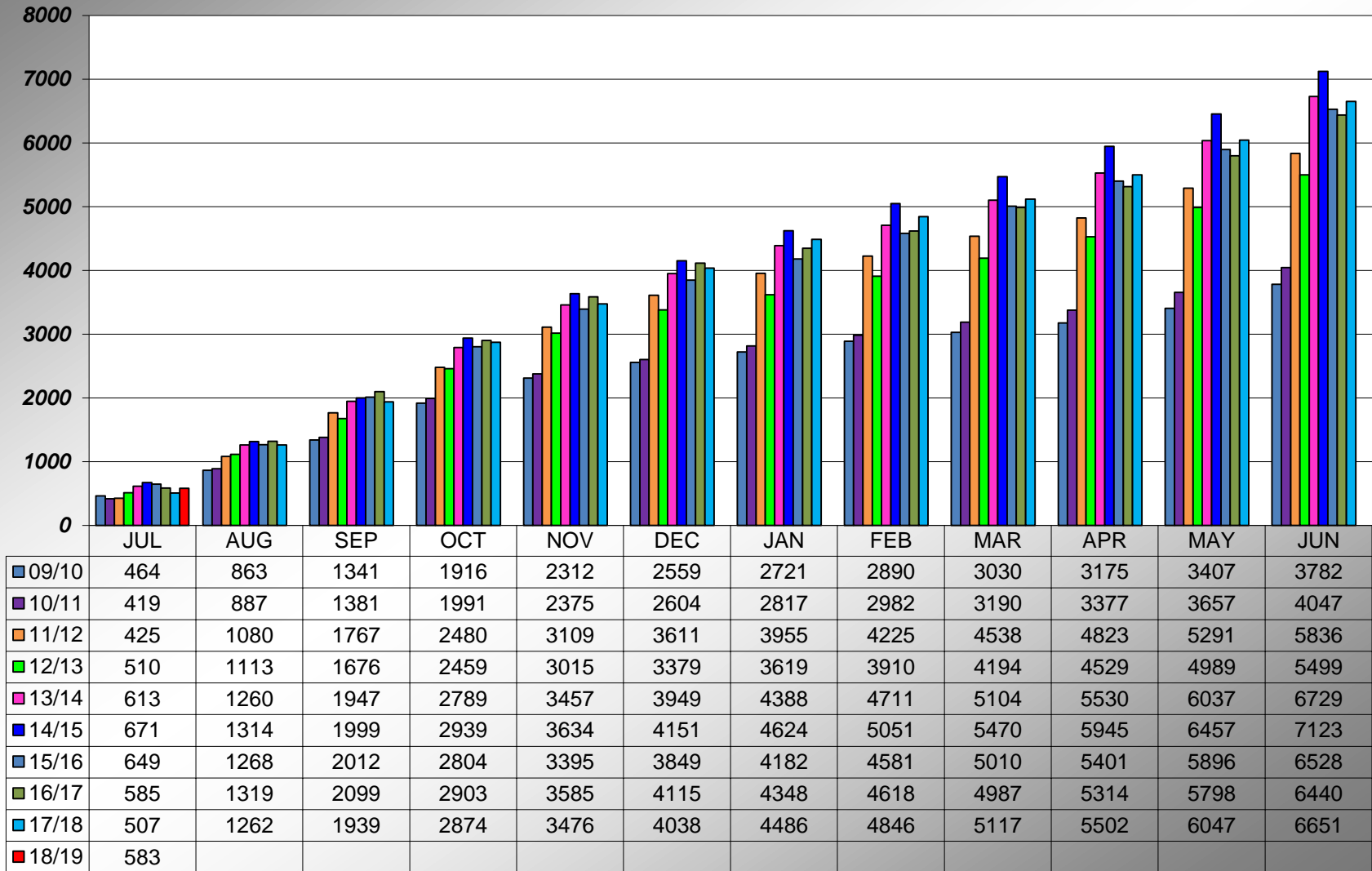
Revised to include all Stops from 14/15 through present.

PLACER COUNTY BUILDING DEPARTMENT TAHOE INSPECTION STOPS



Revised to include all Stops from 14/15 through present.

PLACER COUNTY BUILDING DEPARTMENT TAHOE CUMULATIVE INSPECTION STOPS



Revised to include all Stops from 14/15 through present.