

PLACER COUNTY BUILDING DEPARTMENT

BUILDING PERMIT ACTIVITY REPORT

MAY 2017

| PERMITS ISSUED | AUBURN OFFICE | | TAHOE OFFICE | | DEPARTMENT TOTALS | | YEAR-TO-DATE TOTALS | |
|--|-------------------|------------|-------------------|------------|-------------------|------------|---------------------|--------------|
| | VALUATION | PERMITS | VALUATION | PERMITS | VALUATION | PERMITS | VALUATION | PERMITS |
| Single Family Dwelling (as reported to US Census Bureau) | 7,913,703 | 19 | 8,764,374 | 16 | 16,678,077 | 35 | 193,454,469 | 380 |
| Two Family Dwelling | | | | | | | 669,020 | 2 |
| Three & Four Family Dwelling / Condo | | | | | | | | |
| Apartment Buildings | | | | | | | | |
| Hotels Motels | | | | | | | 11,672,048 | 2 |
| Garages, Carports, Shops | 663,779 | 9 | 40,922 | 1 | 704,701 | 10 | 4,444,461 | 87 |
| Other Bldgs, Storage, Sheds, Guest House | 915,452 | 15 | 146,461 | 1 | 1,061,913 | 16 | 7,186,104 | 113 |
| Add/Alter Bldgs, Deck, Porch, Patio, Covers | 2,254,475 | 41 | 2,160,648 | 28 | 4,415,123 | 69 | 53,027,184 | 788 |
| Moved or Relocated Buildings | | | | | | | | |
| Reroof/Reside | 1,050,925 | 71 | 343,320 | 17 | 1,394,245 | 88 | 9,976,394 | 550 |
| Pools/Spas | 1,087,722 | 20 | | 5 | 1,087,722 | 25 | 8,618,864 | 227 |
| Retaining Walls, Fences, Misc | | | | | | | 3,500 | 2 |
| Demolitions | N/A | 7 | N/A | 3 | N/A | 10 | N/A | 59 |
| Solar-Residential | N/A | 75 | N/A | | N/A | 75 | N/A | 941 |
| Manufactured/Mobilehome Installations | N/A | 6 | N/A | | N/A | 6 | N/A | 30 |
| *Miscellaneous Permits | N/A | 165 | N/A | 63 | N/A | 228 | N/A | 2,024 |
| SUB-TOTAL RESIDENTIAL: | 13,886,056 | 428 | 11,455,725 | 134 | 25,341,781 | 562 | 289,052,044 | 5,205 |
| Other Non-Housekeeping Shelter | | | | | | | 344,630 | 1 |
| Elderly Resident Care Home | | | | | | | 138,995 | 1 |
| Amusement, Recreational Bldgs | | | | | | | 2,371,410 | 6 |
| Churches/Other Religious Bldgs | | | | | | | | |
| Industrial Buildings | 3,998 | 1 | | | 3,998 | 1 | 190,902 | 5 |
| Parking Garages | | | | | | | | |
| Service Station/Repair Garage | | | | | | | 45,915 | 2 |
| Office, Bank, Professional | 7,000 | 1 | | | 7,000 | 1 | 1,943,044 | 27 |
| Public Works, Utility | | | | | | | | |
| School/Other Educational Bldgs | | | | | | | | |
| Stores & Customer Services | 753,043 | 3 | | | 753,043 | 3 | 2,289,008 | 32 |
| Other buildings/commercial | 120,124 | 2 | | | 120,124 | 2 | 5,693,521 | 26 |
| Signs | 15,590 | 3 | | | 15,590 | 3 | 265,790 | 39 |
| Other Commercial Structures | 65,000 | 5 | 20,000 | 1 | 85,000 | 6 | 1,652,764 | 45 |
| Add/Alter bldgs/TL's | 212,173 | 6 | 71,000 | 2 | 283,173 | 8 | 2,120,380 | 37 |
| Solar-Commercial | N/A | | N/A | | N/A | | | 16 |
| Demolish all other buildings | N/A | | N/A | 2 | N/A | 2 | N/A | 9 |
| SUB-TOTAL NON-RESIDENTIAL: | 1,176,928 | 21 | 91,000 | 5 | 1,267,928 | 26 | 17,056,359 | 246 |
| COMBINED TOTALS (RES/NON-RES:) | 15,062,984 | 449 | 11,546,725 | 139 | 26,609,709 | 588 | 306,108,403 | 5,451 |
| PREVIOUS RUNNING TOTAL: | 164,625,631 | 3,636 | 114,873,063 | 1,227 | 279,498,694 | 4,863 | | |
| RUNNING TOTAL (FISCAL YEAR 16/17) | 179,688,615 | 4,085 | 126,419,788 | 1,366 | 306,108,403 | 5,451 | | |

* Miscellaneous permits (non-structural permits) include electrical, plumbing, mechanical/woodstove, setbacks, Special Inspection, solar, abatement, and permit extensions/renewals

SINGLE FAMILY DWELLING INFORMATION

MAY 2017

MONTHLY COMPARISONS

| MAY 2017 FISCAL YEAR | SFD # | SFD VALUATION | Current Valuation % Increase | Current # % Increase | All Permits Valuation | Current Valuation % Increase |
|-------------------------|-------|------------------|---------------------------------|-------------------------|--------------------------|---------------------------------|
| 2014 - 2015 | 32 | 18,772,095 | -11.15% | 9.38% | 37,240,850 | -28.55% |
| 2015 - 2016 | 44 | 20,090,215 | -16.98% | -20.45% | 44,060,103 | -39.61% |
| 2016 - 2017 | 35 | 16,678,077 | CURRENT | CURRENT | 26,609,709 | CURRENT |

YEAR-TO-DATE COMPARISONS

| JULY 2016 - MAY 2017 FISCAL YEAR | SFD # | SFD VALUATION | Current Valuation % Increase | Current # % Increase | All Permits Valuation | Current Valuation % Increase |
|-------------------------------------|-------|------------------|---------------------------------|-------------------------|--------------------------|---------------------------------|
| 2014 - 2015 | 317 | 164,631,917 | 17.51% | 19.87% | 263,181,945 | 16.31% |
| 2015 - 2016 | 372 | 186,401,194 | 3.78% | 2.15% | 315,042,026 | -2.84% |
| 2016 - 2017 | 380 | 193,454,469 | CURRENT | CURRENT | 306,108,403 | CURRENT |

CONSTRUCTION FEES RECEIVED

DISTRIBUTION OF FEES

| | AUBURN OFFICE | TAHOE OFFICE | COMBINED TOTALS |
|-------------------------|---------------|--------------|-----------------|
| TOTAL CONSTRUCTION FEES | 242,536 | 113,062 | 355,598 |
| PREVIOUS TOTALS | 1,952,134 | 1,190,300 | 3,142,434 |
| TOTALS TO DATE | 2,194,670 | 1,303,362 | 3,498,032 |

YEAR-TO-DATE FEE COMPARISONS*

| JULY 2016 - MAY 2017 FISCAL YEAR | AUBURN OFFICE | TAHOE OFFICE | COMBINED TOTALS | Current Revenue % Increase |
|-------------------------------------|---------------|--------------|-----------------|-------------------------------|
| 2014 - 2015 | 2,030,926 | 1,377,606 | 3,408,532 | 2.63% |
| 2015 - 2016 | 2,039,912 | 1,328,475 | 3,368,387 | 3.85% |
| 2016 - 2017 | 2,194,670 | 1,303,362 | 3,498,032 | CURRENT |

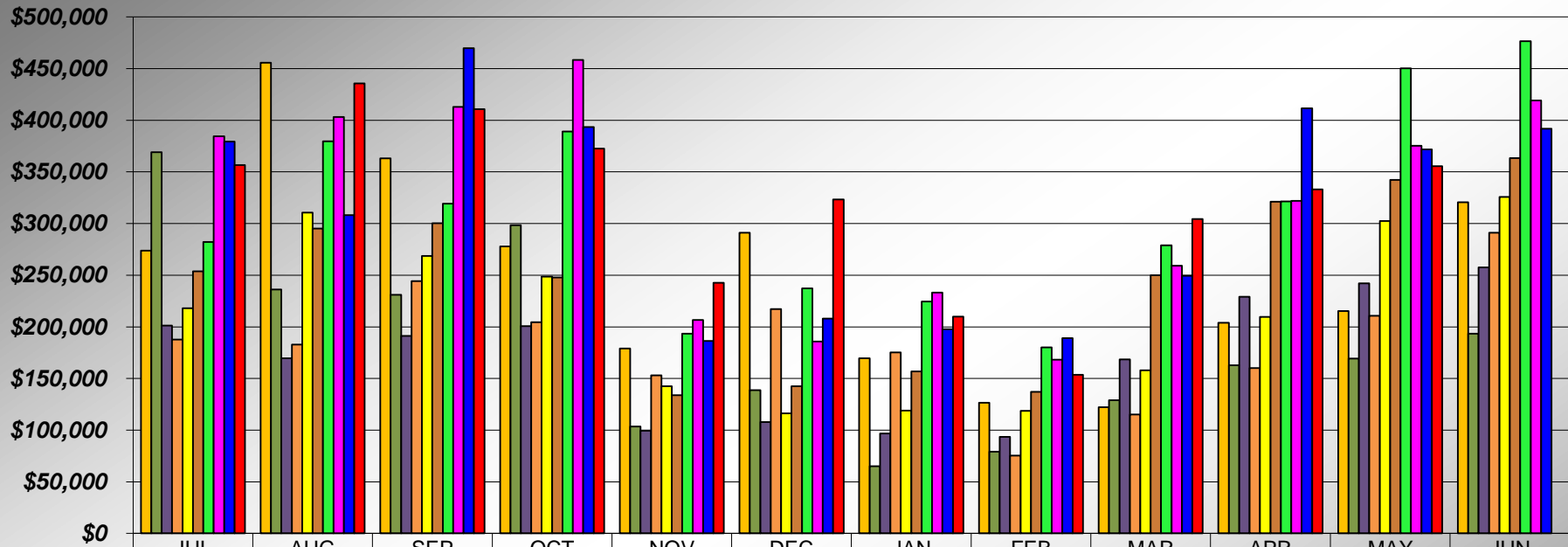
*Construction Fees Only

INSPECTION INFORMATION

INSPECTIONS - STOPS - MILEAGE

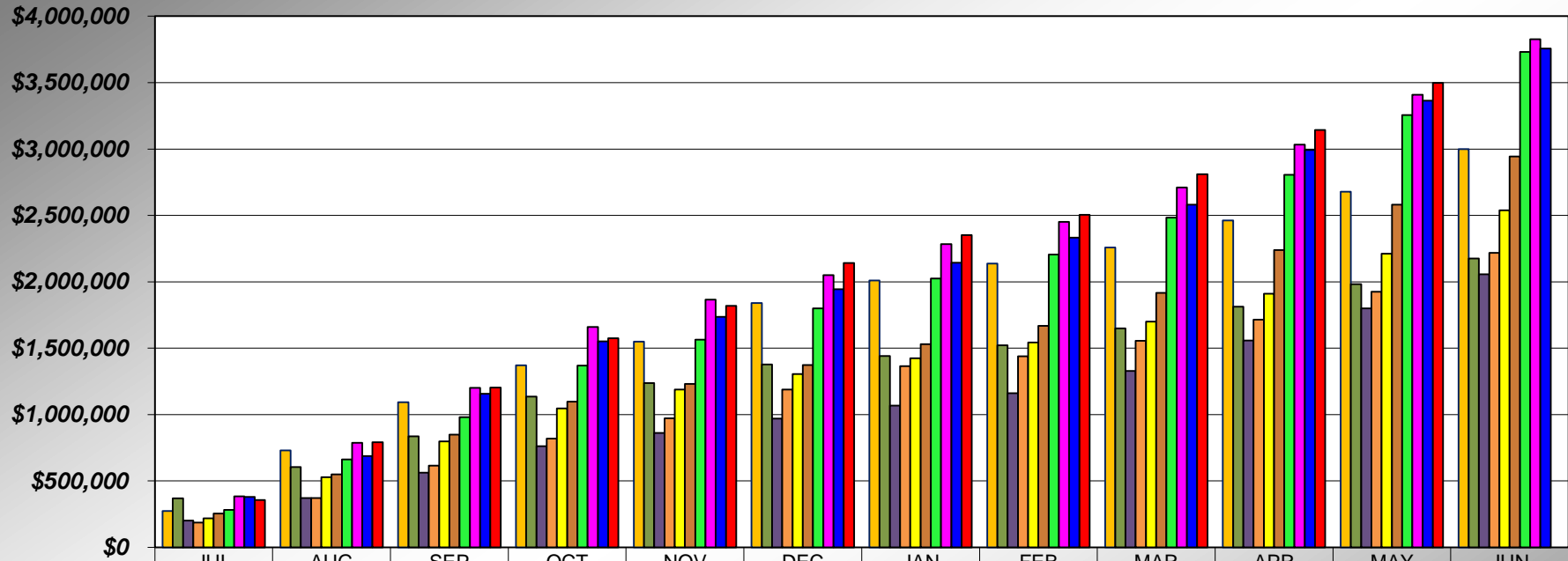
| | INSPECTION TOTAL | | | TOTAL STOPS | TOTAL MILEAGE | |
|------------------|------------------|-----------------|------------|----------------|---------------|--|
| | Residential | Non-Residential | | | | |
| AUBURN OFFICE | 3,090 | 2,929 | 161 | 1,037 | 6,526 | |
| TAHOE OFFICE | 1,070 | 1,002 | 68 | 414 | 2,947 | |
| SUB-TOTAL | 4,160 | 3,931 | 229 | 1,451 | 9,473 | |
| PREVIOUS TOTAL | 37,376 | 35,071 | 2,305 | 12,922 | 126,266 | |
| TOTALS TO DATE | 41,536 | 39,002 | 2,534 | 14,373 | 135,739 | |

PLACER COUNTY BUILDING DEPARTMENT MONTHLY REVENUE



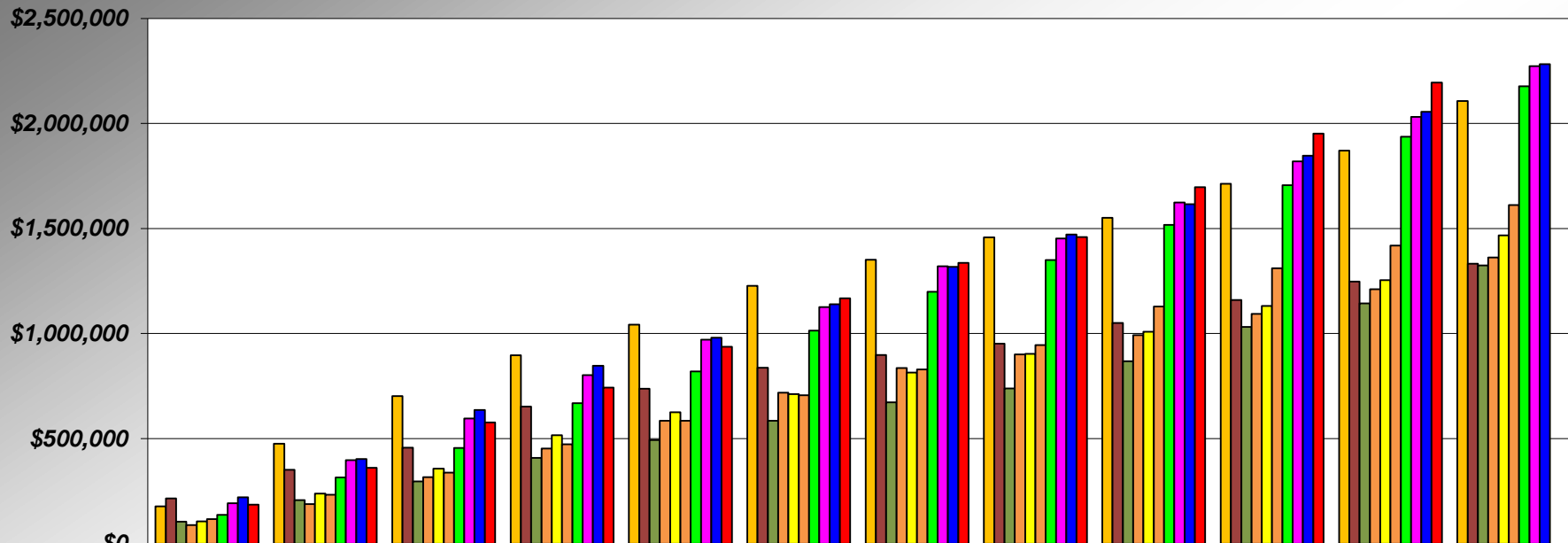
| | JUL | AUG | SEP | OCT | NOV | DEC | JAN | FEB | MAR | APR | MAY | JUN |
|-------|-----------|-----------|-----------|-----------|-----------|-----------|-----------|-----------|-----------|-----------|-----------|-----------|
| 07/08 | \$273,732 | \$455,671 | \$363,189 | \$277,948 | \$178,994 | \$291,092 | \$169,620 | \$126,423 | \$122,251 | \$204,000 | \$215,261 | \$320,641 |
| 08/09 | \$369,001 | \$236,188 | \$230,887 | \$298,298 | \$103,597 | \$138,741 | \$65,075 | \$79,131 | \$128,990 | \$162,716 | \$169,254 | \$193,346 |
| 09/10 | \$201,339 | \$169,451 | \$191,243 | \$200,726 | \$99,354 | \$107,789 | \$96,653 | \$93,534 | \$168,402 | \$229,126 | \$242,187 | \$257,401 |
| 10/11 | \$187,620 | \$182,865 | \$244,135 | \$204,458 | \$153,006 | \$217,237 | \$175,172 | \$75,489 | \$115,190 | \$159,987 | \$210,727 | \$291,089 |
| 11/12 | \$217,999 | \$310,476 | \$268,647 | \$248,576 | \$142,444 | \$116,297 | \$119,050 | \$118,569 | \$157,993 | \$209,727 | \$302,482 | \$325,596 |
| 12/13 | \$253,862 | \$295,130 | \$300,394 | \$247,742 | \$133,867 | \$142,559 | \$156,781 | \$137,189 | \$249,842 | \$321,031 | \$342,371 | \$363,424 |
| 13/14 | \$282,126 | \$379,529 | \$319,308 | \$388,936 | \$193,391 | \$237,149 | \$224,408 | \$180,015 | \$279,028 | \$321,312 | \$450,310 | \$476,582 |
| 14/15 | \$384,353 | \$403,015 | \$412,906 | \$458,423 | \$206,566 | \$185,751 | \$233,149 | \$168,094 | \$259,156 | \$321,885 | \$375,234 | \$419,061 |
| 15/16 | \$379,395 | \$308,264 | \$469,795 | \$393,339 | \$186,253 | \$207,979 | \$197,751 | \$189,096 | \$249,451 | \$411,592 | \$371,789 | \$391,675 |
| 16/17 | \$356,466 | \$435,675 | \$410,713 | \$372,537 | \$242,593 | \$323,395 | \$209,831 | \$153,666 | \$304,428 | \$333,131 | \$355,598 | |

PLACER COUNTY BUILDING DEPARTMENT CUMULATIVE REVENUE



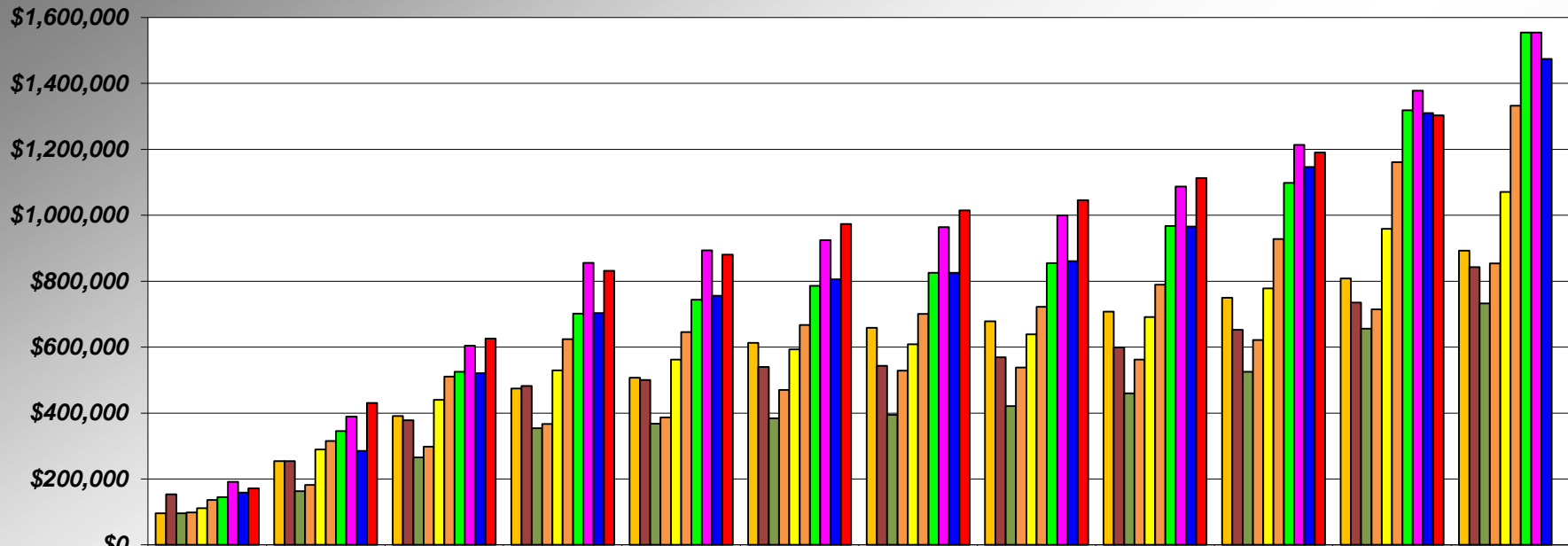
| | JUL | AUG | SEP | OCT | NOV | DEC | JAN | FEB | MAR | APR | MAY | JUN |
|-------|-----------|-----------|-------------|-------------|-------------|-------------|-------------|-------------|-------------|-------------|-------------|-------------|
| 07/08 | \$273,732 | \$729,403 | \$1,092,592 | \$1,370,539 | \$1,549,533 | \$1,840,626 | \$2,010,245 | \$2,136,669 | \$2,258,920 | \$2,462,920 | \$2,678,181 | \$2,998,822 |
| 08/09 | \$369,001 | \$605,190 | \$836,076 | \$1,134,374 | \$1,237,971 | \$1,376,712 | \$1,441,787 | \$1,520,918 | \$1,649,908 | \$1,812,624 | \$1,981,878 | \$2,175,224 |
| 09/10 | \$201,339 | \$370,790 | \$562,033 | \$762,759 | \$862,113 | \$969,902 | \$1,066,555 | \$1,160,088 | \$1,328,490 | \$1,557,616 | \$1,799,803 | \$2,057,204 |
| 10/11 | \$187,620 | \$370,485 | \$614,620 | \$819,077 | \$972,083 | \$1,189,320 | \$1,364,493 | \$1,439,982 | \$1,555,172 | \$1,715,159 | \$1,925,886 | \$2,216,975 |
| 11/12 | \$217,999 | \$528,475 | \$797,122 | \$1,045,698 | \$1,188,141 | \$1,304,439 | \$1,423,489 | \$1,542,058 | \$1,700,050 | \$1,909,777 | \$2,212,259 | \$2,537,855 |
| 12/13 | \$253,862 | \$548,992 | \$849,387 | \$1,097,128 | \$1,230,995 | \$1,373,553 | \$1,530,334 | \$1,667,523 | \$1,917,366 | \$2,238,396 | \$2,580,767 | \$2,944,191 |
| 13/14 | \$282,126 | \$661,655 | \$980,963 | \$1,369,899 | \$1,563,290 | \$1,800,439 | \$2,024,847 | \$2,204,862 | \$2,483,890 | \$2,805,202 | \$3,255,512 | \$3,732,094 |
| 14/15 | \$384,353 | \$787,368 | \$1,200,274 | \$1,658,697 | \$1,865,262 | \$2,051,013 | \$2,284,162 | \$2,452,256 | \$2,711,412 | \$3,033,297 | \$3,408,531 | \$3,827,592 |
| 15/16 | \$379,395 | \$687,658 | \$1,157,454 | \$1,550,793 | \$1,737,046 | \$1,945,025 | \$2,142,776 | \$2,331,872 | \$2,581,323 | \$2,992,915 | \$3,364,704 | \$3,756,379 |
| 16/17 | \$356,466 | \$792,141 | \$1,202,854 | \$1,575,391 | \$1,817,983 | \$2,141,378 | \$2,351,209 | \$2,504,876 | \$2,809,303 | \$3,142,434 | \$3,498,032 | |

PLACER COUNTY BUILDING DEPARTMENT AUBURN - CUMULATIVE REVENUE



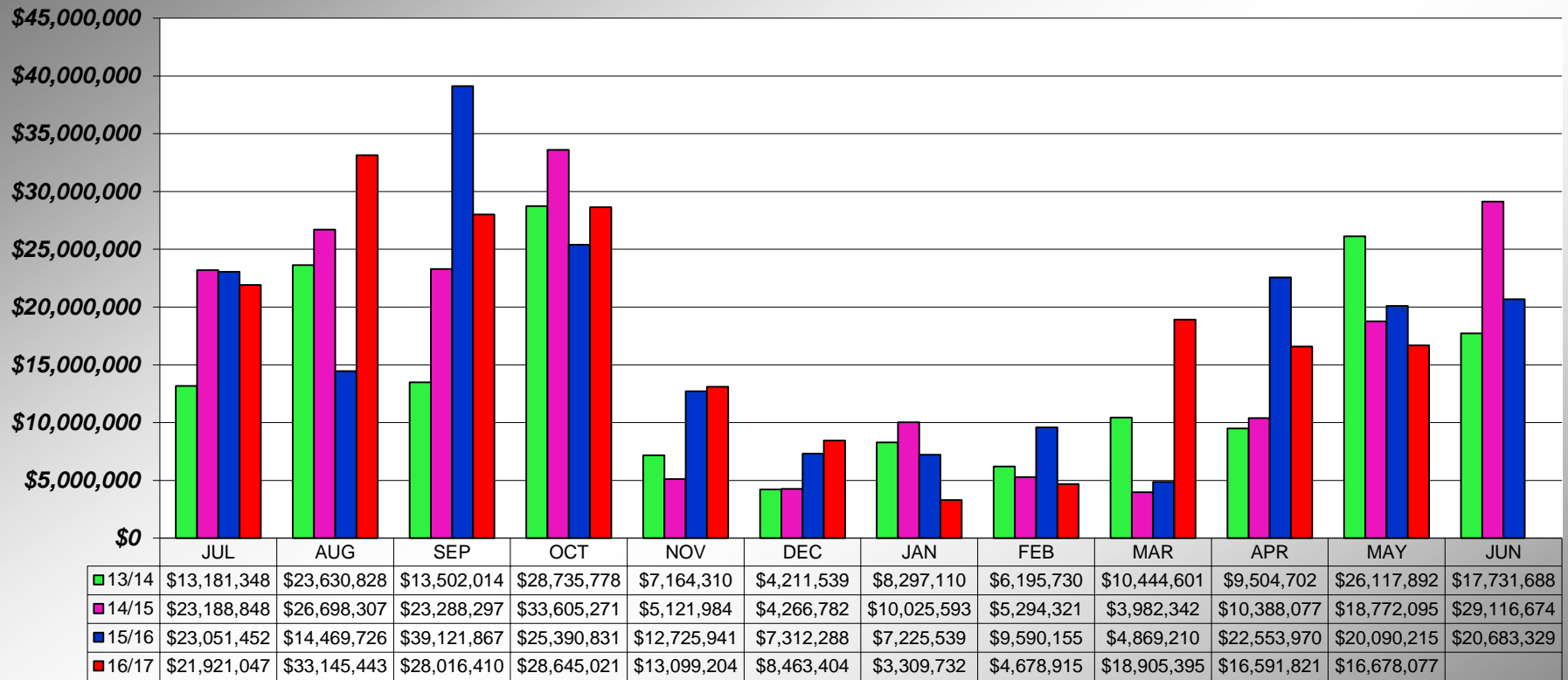
| | JUL | AUG | SEP | OCT | NOV | DEC | JAN | FEB | MAR | APR | MAY | JUN |
|-------|-----------|-----------|-----------|-----------|-------------|-------------|-------------|-------------|-------------|-------------|-------------|-------------|
| 07/08 | \$177,613 | \$475,444 | \$701,911 | \$896,312 | \$1,042,429 | \$1,227,826 | \$1,351,884 | \$1,458,552 | \$1,551,126 | \$1,712,902 | \$1,870,103 | \$2,106,455 |
| 08/09 | \$215,025 | \$351,211 | \$457,588 | \$652,005 | \$737,645 | \$837,183 | \$898,214 | \$951,983 | \$1,050,735 | \$1,160,271 | \$1,246,908 | \$1,332,726 |
| 09/10 | \$105,018 | \$207,405 | \$296,981 | \$408,602 | \$494,005 | \$585,704 | \$672,461 | \$739,067 | \$868,595 | \$1,032,054 | \$1,143,549 | \$1,324,629 |
| 10/11 | \$88,847 | \$188,144 | \$316,508 | \$452,336 | \$585,351 | \$718,773 | \$836,131 | \$901,427 | \$992,451 | \$1,093,630 | \$1,211,017 | \$1,362,779 |
| 11/12 | \$106,427 | \$238,553 | \$356,683 | \$516,049 | \$626,197 | \$711,470 | \$814,648 | \$903,333 | \$1,008,815 | \$1,131,746 | \$1,253,618 | \$1,467,239 |
| 12/13 | \$117,607 | \$233,523 | \$338,369 | \$473,163 | \$585,524 | \$706,588 | \$829,207 | \$945,210 | \$1,128,155 | \$1,310,784 | \$1,419,212 | \$1,611,354 |
| 13/14 | \$137,344 | \$315,835 | \$455,842 | \$668,589 | \$819,327 | \$1,014,447 | \$1,198,832 | \$1,350,076 | \$1,516,744 | \$1,706,587 | \$1,936,625 | \$2,177,483 |
| 14/15 | \$193,151 | \$398,001 | \$595,448 | \$802,812 | \$971,534 | \$1,126,313 | \$1,320,430 | \$1,452,626 | \$1,624,502 | \$1,819,932 | \$2,030,926 | \$2,272,870 |
| 15/16 | \$221,065 | \$402,730 | \$636,033 | \$847,102 | \$980,849 | \$1,139,366 | \$1,316,987 | \$1,471,106 | \$1,615,205 | \$1,846,318 | \$2,054,912 | \$2,282,185 |
| 16/17 | \$185,179 | \$361,737 | \$576,672 | \$743,537 | \$937,130 | \$1,168,089 | \$1,336,516 | \$1,458,787 | \$1,696,503 | \$1,952,134 | \$2,194,670 | |

PLACER COUNTY BUILDING DEPARTMENT TAHOE - CUMULATIVE REVENUE

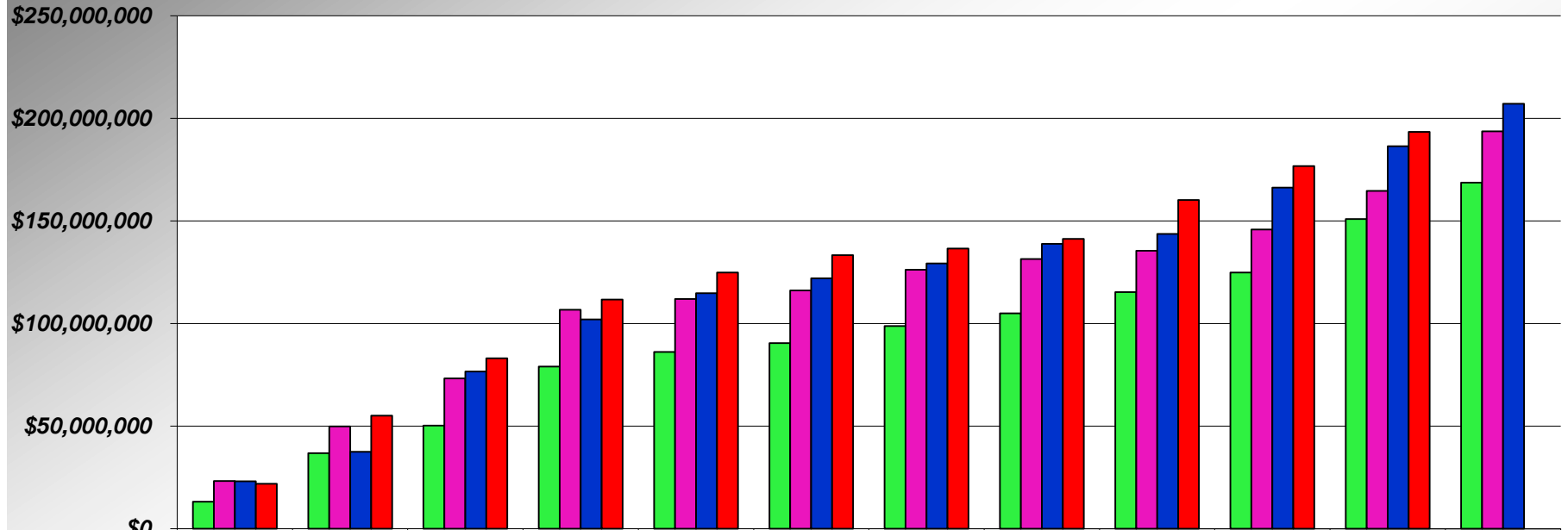


| | JUL | AUG | SEP | OCT | NOV | DEC | JAN | FEB | MAR | APR | MAY | JUN |
|-------|-----------|-----------|-----------|-----------|-----------|-----------|-------------|-------------|-------------|-------------|-------------|-------------|
| 07/08 | \$96,119 | \$253,959 | \$390,681 | \$474,227 | \$507,105 | \$612,800 | \$658,362 | \$678,117 | \$707,794 | \$750,018 | \$808,078 | \$892,367 |
| 08/09 | \$153,976 | \$253,978 | \$378,488 | \$482,369 | \$500,325 | \$539,529 | \$543,573 | \$568,935 | \$599,174 | \$652,353 | \$734,970 | \$842,498 |
| 09/10 | \$96,320 | \$163,385 | \$265,052 | \$354,158 | \$368,108 | \$384,198 | \$394,094 | \$421,021 | \$459,894 | \$525,562 | \$656,255 | \$732,575 |
| 10/11 | \$98,773 | \$182,341 | \$298,112 | \$366,742 | \$386,732 | \$470,547 | \$528,362 | \$538,555 | \$562,721 | \$621,528 | \$714,869 | \$854,196 |
| 11/12 | \$111,571 | \$289,922 | \$440,439 | \$529,648 | \$561,945 | \$592,969 | \$608,841 | \$638,725 | \$691,235 | \$778,032 | \$958,642 | \$1,070,617 |
| 12/13 | \$136,255 | \$315,469 | \$511,018 | \$623,965 | \$645,471 | \$666,965 | \$701,127 | \$722,313 | \$789,211 | \$927,612 | \$1,161,556 | \$1,332,837 |
| 13/14 | \$144,782 | \$345,820 | \$525,121 | \$701,310 | \$743,964 | \$785,992 | \$826,015 | \$854,786 | \$967,146 | \$1,098,615 | \$1,318,887 | \$1,554,611 |
| 14/15 | \$191,202 | \$389,367 | \$604,825 | \$855,884 | \$893,728 | \$924,701 | \$963,732 | \$999,631 | \$1,086,912 | \$1,213,366 | \$1,377,605 | \$1,554,723 |
| 15/16 | \$158,329 | \$284,929 | \$521,420 | \$703,691 | \$756,197 | \$805,660 | \$825,789 | \$860,767 | \$966,119 | \$1,146,598 | \$1,309,793 | \$1,474,195 |
| 16/17 | \$171,287 | \$430,404 | \$626,182 | \$831,853 | \$880,853 | \$973,289 | \$1,014,694 | \$1,046,089 | \$1,112,800 | \$1,190,300 | \$1,303,362 | |

PLACER COUNTY BUILDING DEPARTMENT SINGLE FAMILY DWELLING VALUATION

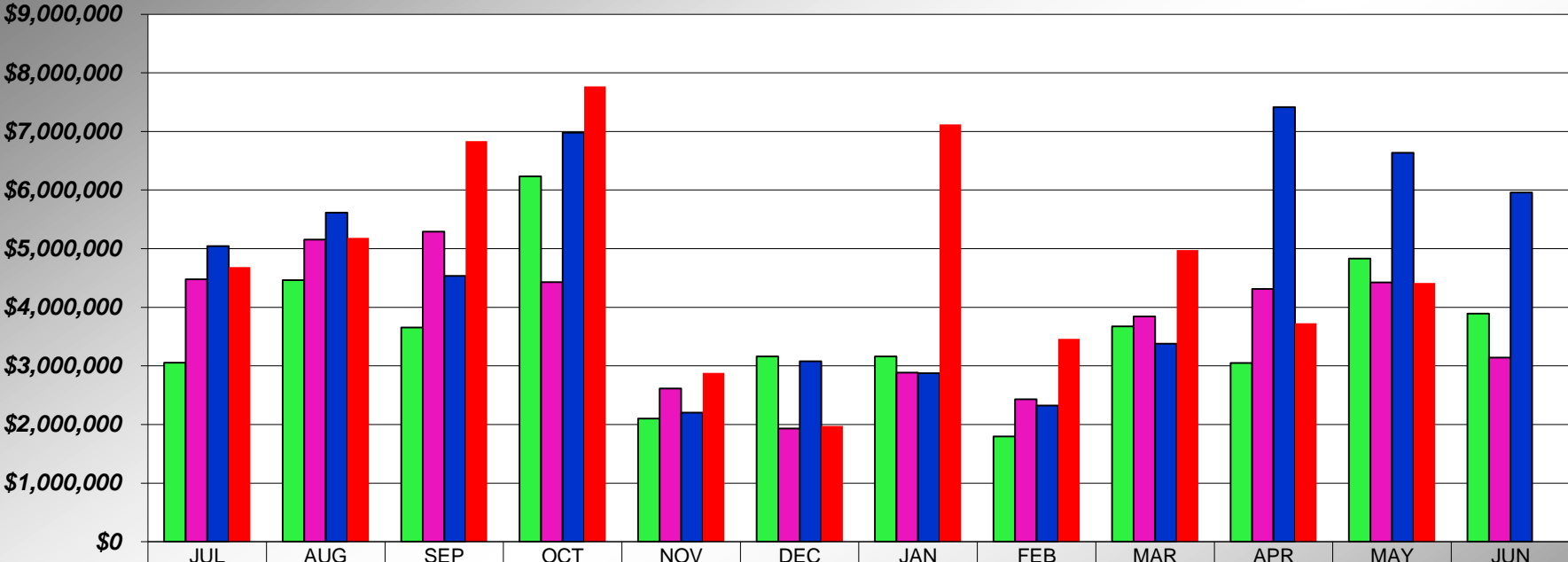


**PLACER COUNTY BUILDING DEPARTMENT
SINGLE FAMILY DWELLING
CUMULATIVE VALUATION**



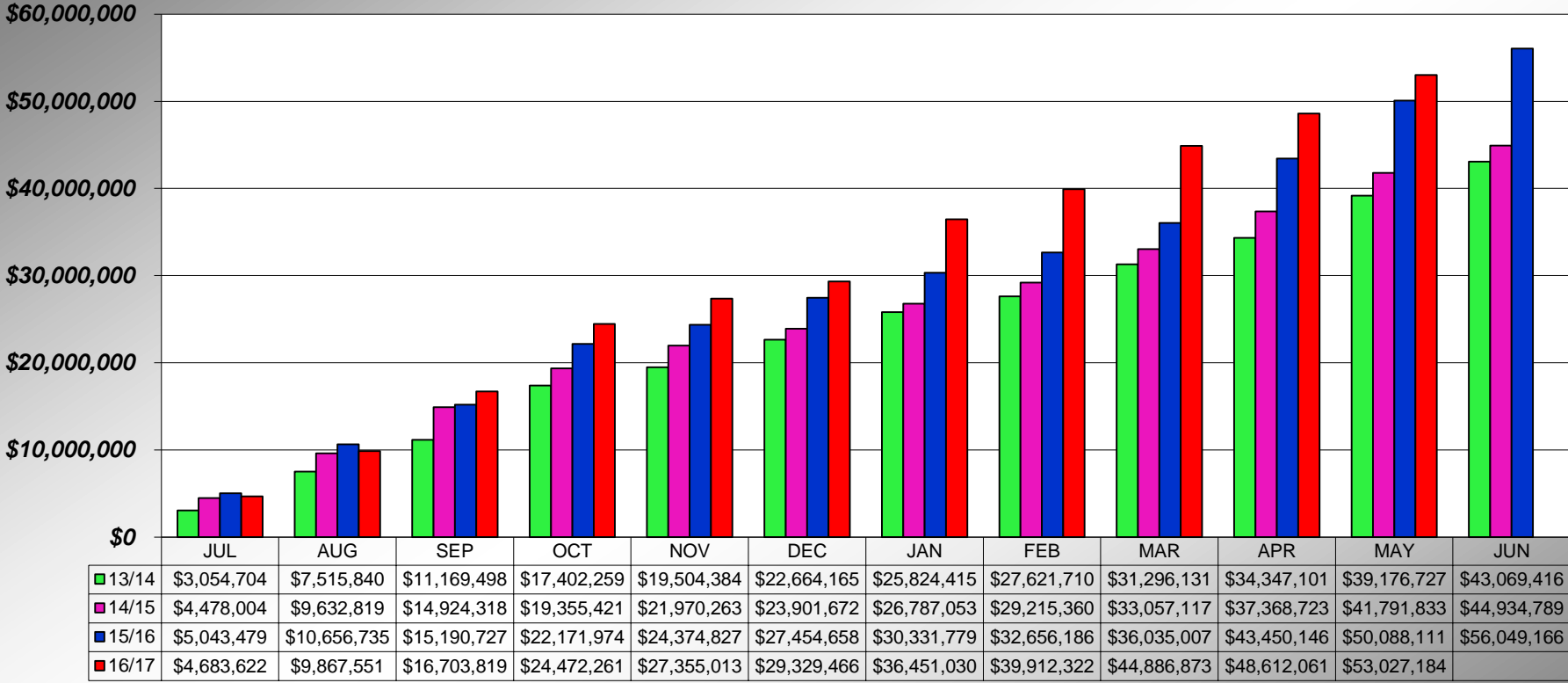
| | JUL | AUG | SEP | OCT | NOV | DEC | JAN | FEB | MAR | APR | MAY | JUN |
|---------|--------------|--------------|--------------|---------------|---------------|---------------|---------------|---------------|---------------|---------------|---------------|---------------|
| ■ 13/14 | \$13,181,348 | \$36,812,176 | \$50,314,190 | \$79,049,968 | \$86,214,278 | \$90,425,817 | \$98,722,927 | \$104,918,657 | \$115,363,258 | \$124,867,960 | \$150,985,852 | \$168,717,540 |
| ■ 14/15 | \$23,188,848 | \$49,887,155 | \$73,175,452 | \$106,780,723 | \$111,902,707 | \$116,169,489 | \$126,195,082 | \$131,489,403 | \$135,471,745 | \$145,859,822 | \$164,631,917 | \$193,748,591 |
| ■ 15/16 | \$23,051,452 | \$37,521,178 | \$76,643,045 | \$102,033,876 | \$114,759,817 | \$122,072,105 | \$129,297,644 | \$138,887,799 | \$143,757,009 | \$166,310,979 | \$186,401,194 | \$207,084,523 |
| ■ 16/17 | \$21,921,047 | \$55,066,490 | \$83,082,900 | \$111,727,921 | \$124,827,125 | \$133,290,529 | \$136,600,261 | \$141,279,176 | \$160,184,571 | \$176,776,392 | \$193,454,469 | |

**PLACER COUNTY BUILDING DEPARTMENT
RESIDENTIAL - ADDITIONS / ALTERATIONS / REMODELS
VALUATION**

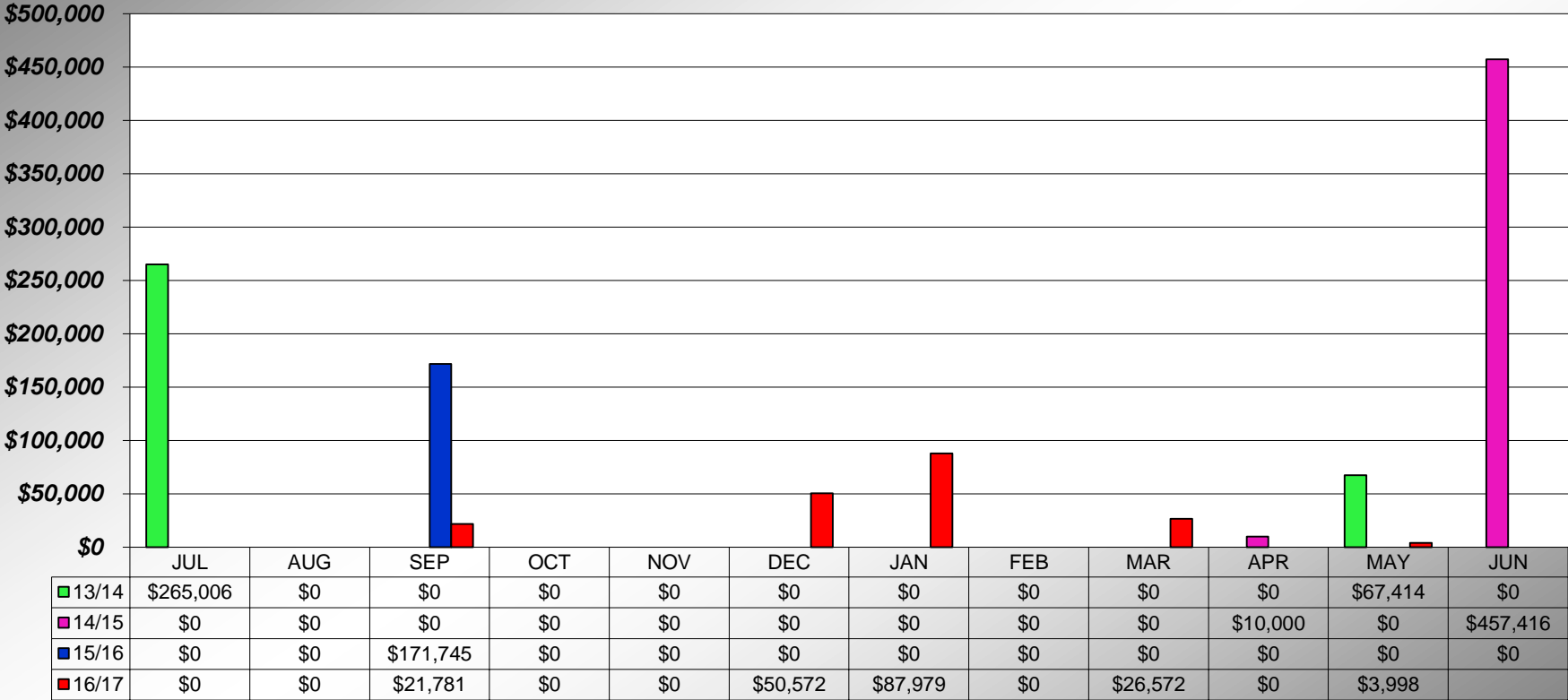


| | JUL | AUG | SEP | OCT | NOV | DEC | JAN | FEB | MAR | APR | MAY | JUN |
|-------|-------------|-------------|-------------|-------------|-------------|-------------|-------------|-------------|-------------|-------------|-------------|-------------|
| 13/14 | \$3,054,704 | \$4,461,136 | \$3,653,658 | \$6,232,761 | \$2,102,125 | \$3,159,781 | \$3,160,250 | \$1,797,295 | \$3,674,421 | \$3,050,970 | \$4,829,626 | \$3,892,689 |
| 14/15 | \$4,478,004 | \$5,154,815 | \$5,291,499 | \$4,431,103 | \$2,614,842 | \$1,931,409 | \$2,885,381 | \$2,428,307 | \$3,841,757 | \$4,311,606 | \$4,423,110 | \$3,142,956 |
| 15/16 | \$5,043,479 | \$5,613,256 | \$4,533,992 | \$6,981,247 | \$2,202,853 | \$3,079,831 | \$2,877,121 | \$2,324,407 | \$3,378,821 | \$7,415,139 | \$6,637,965 | \$5,961,055 |
| 16/17 | \$4,683,622 | \$5,183,929 | \$6,836,268 | \$7,768,442 | \$2,882,752 | \$1,974,453 | \$7,121,564 | \$3,461,292 | \$4,974,551 | \$3,725,188 | \$4,415,123 | |

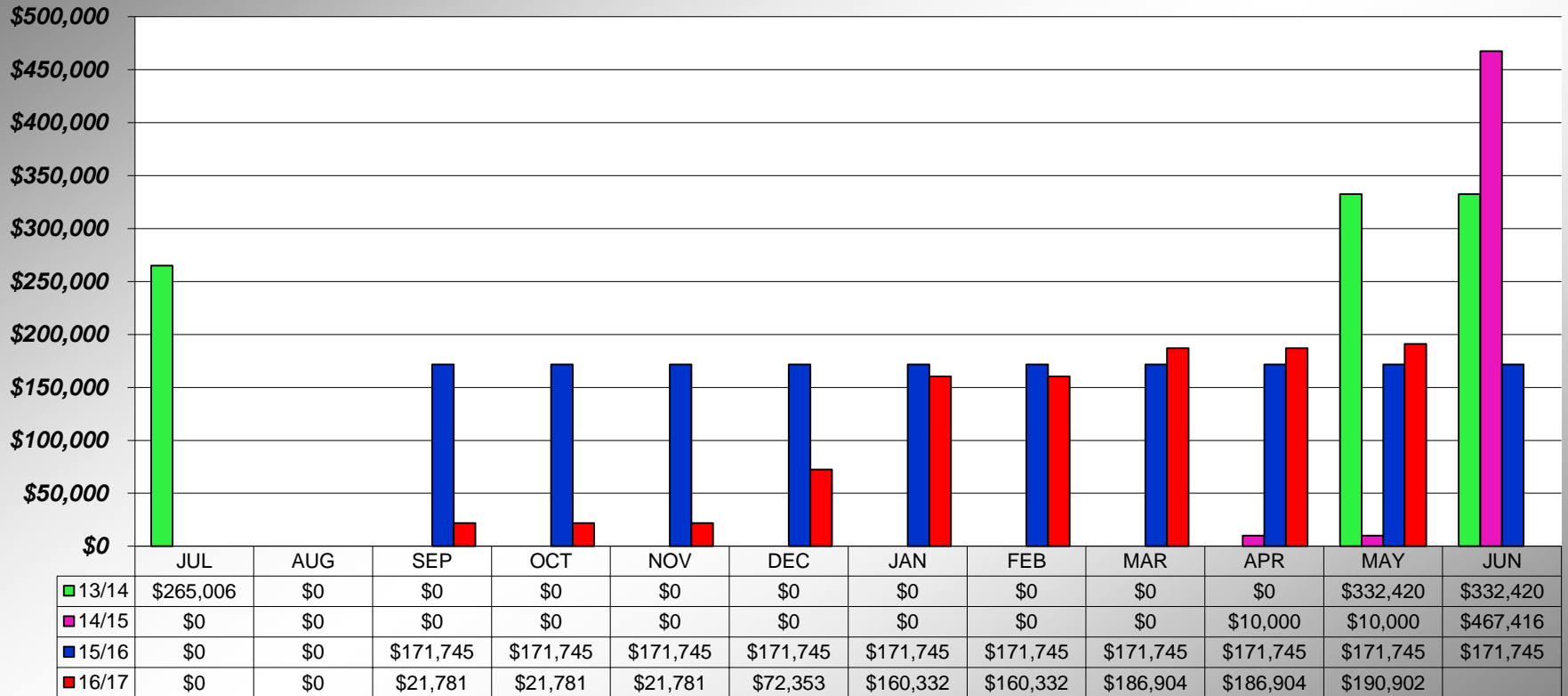
**PLACER COUNTY BUILDING DEPARTMENT
RESIDENTIAL - ADDITIONS / ALTERATIONS / REMODELS
CUMULATIVE VALUATION**



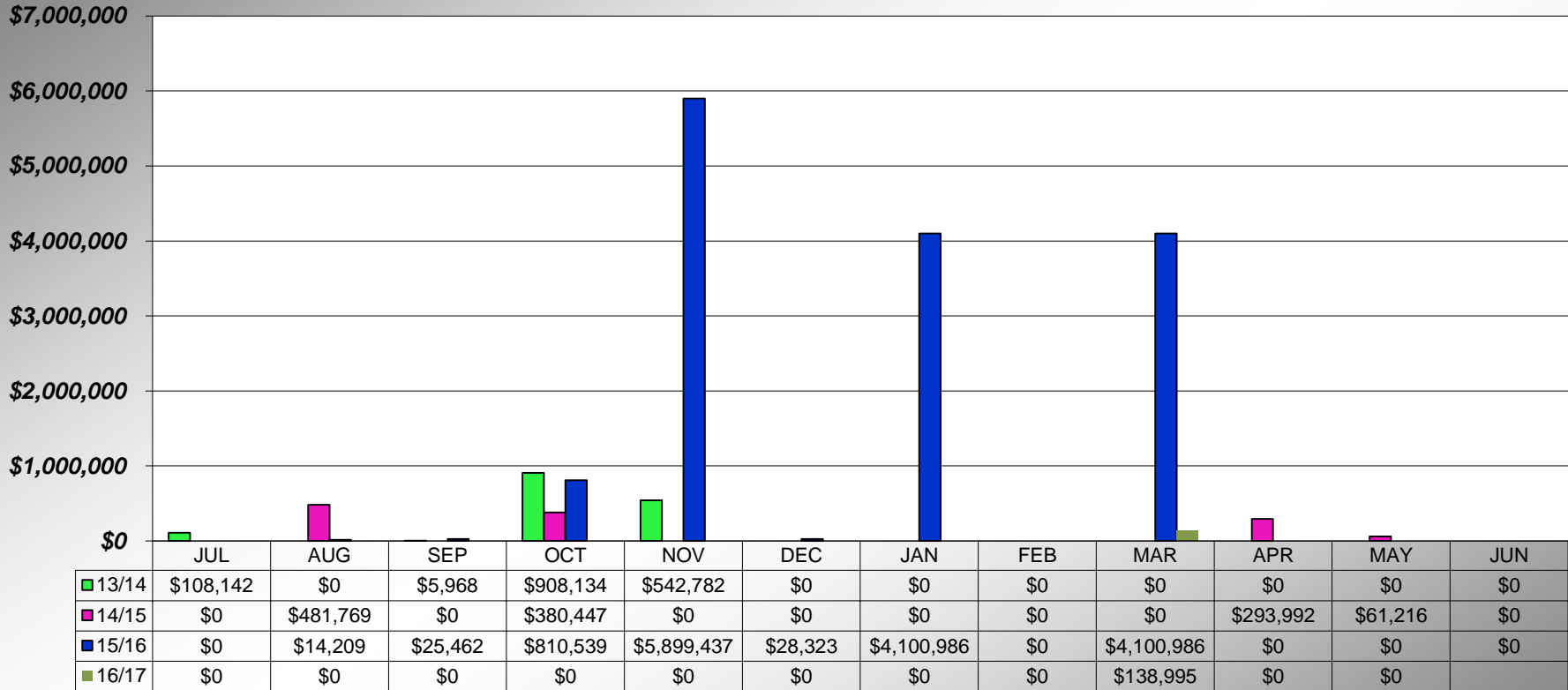
PLACER COUNTY BUILDING DEPARTMENT INDUSTRIAL VALUATION



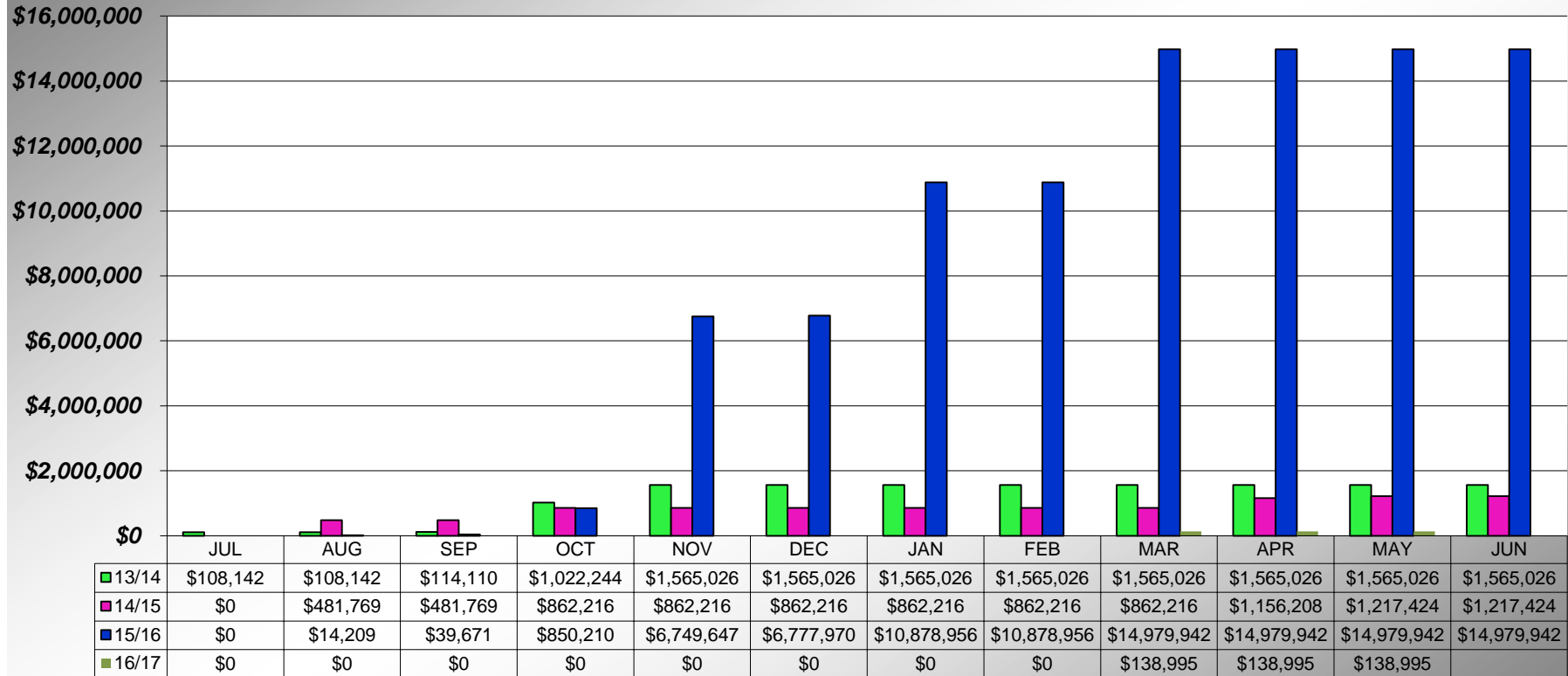
**PLACER COUNTY BUILDING DEPARTMENT
INDUSTRIAL
CUMULATIVE VALUATION**



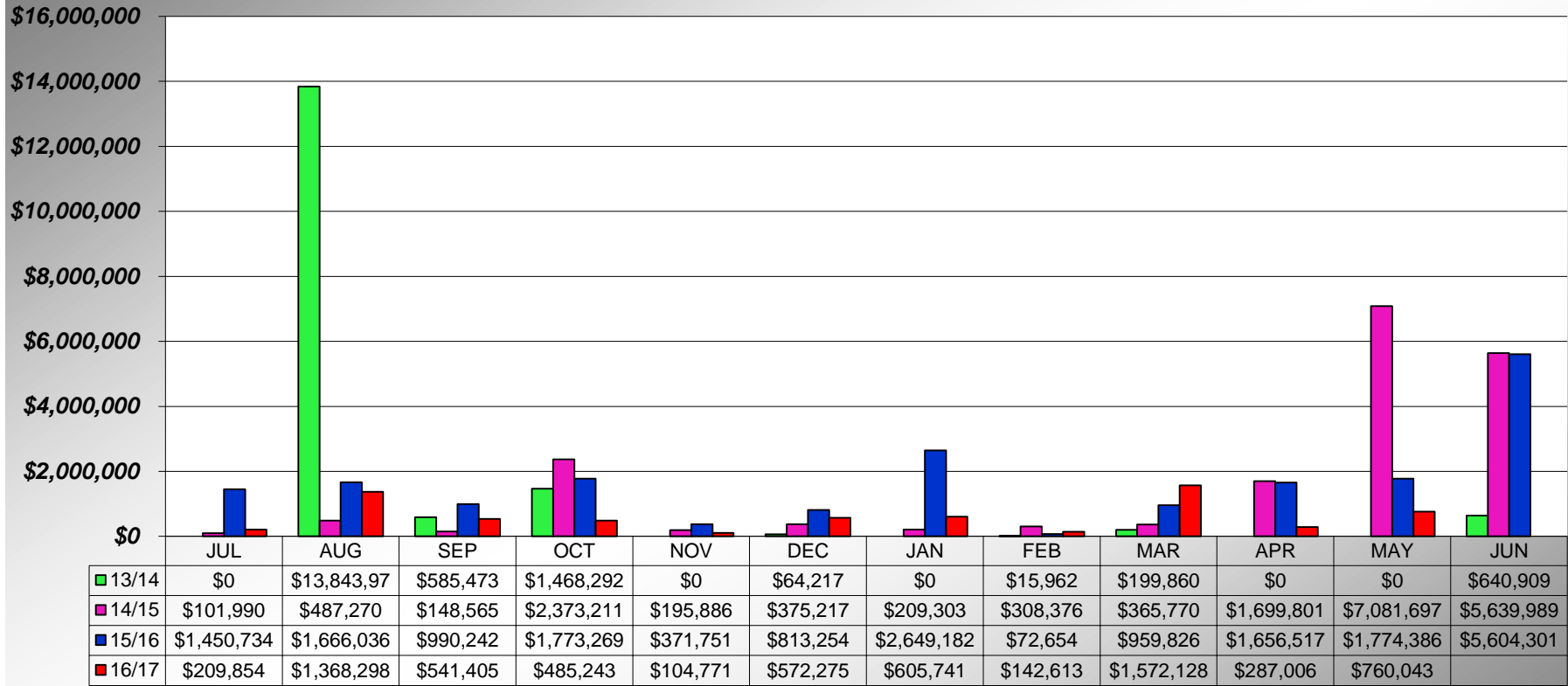
**PLACER COUNTY BUILDING DEPARTMENT
INSTITUTIONAL VALUATION**
(Elderly Resident Care Homes/ Churches/Schools)



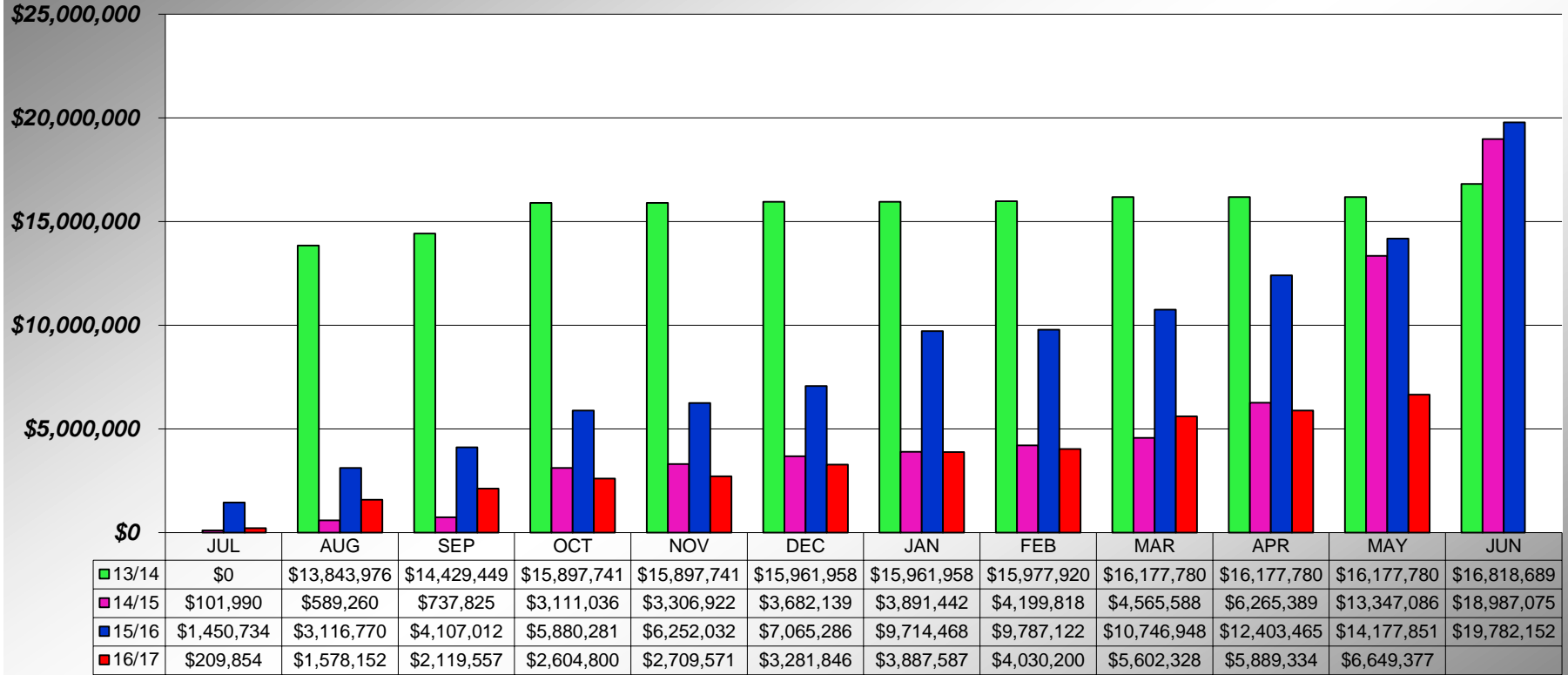
**PLACER COUNTY BUILDING DEPARTMENT
INSTITUTIONAL
CUMULATIVE VALUATION
(Elderly Resident Care Homes/ Churches/Schools)**



**PLACER COUNTY BUILDING DEPARTMENT
COMMERICAL VALUATION**
(Recreational Structures/Parking Garages/Service Stations/Offices/Banks/Stores)

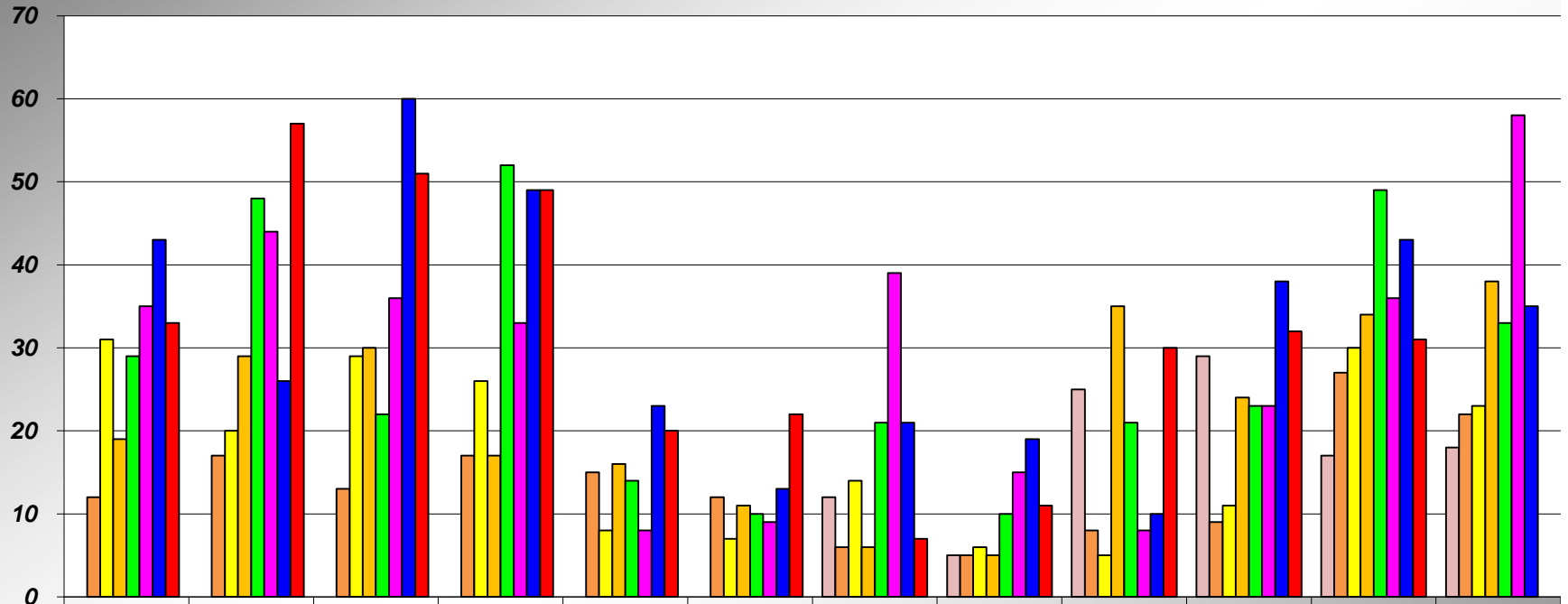


**PLACER COUNTY BUILDING DEPARTMENT
COMMERICAL
CUMULATIVE VALUATION**
(Recreational Structures/Parking Garages/Service Stations/Offices/Banks/Stores)



PLACER COUNTY BUILDING DEPARTMENT SFD PERMITS ISSUED SUSTAINABILITY

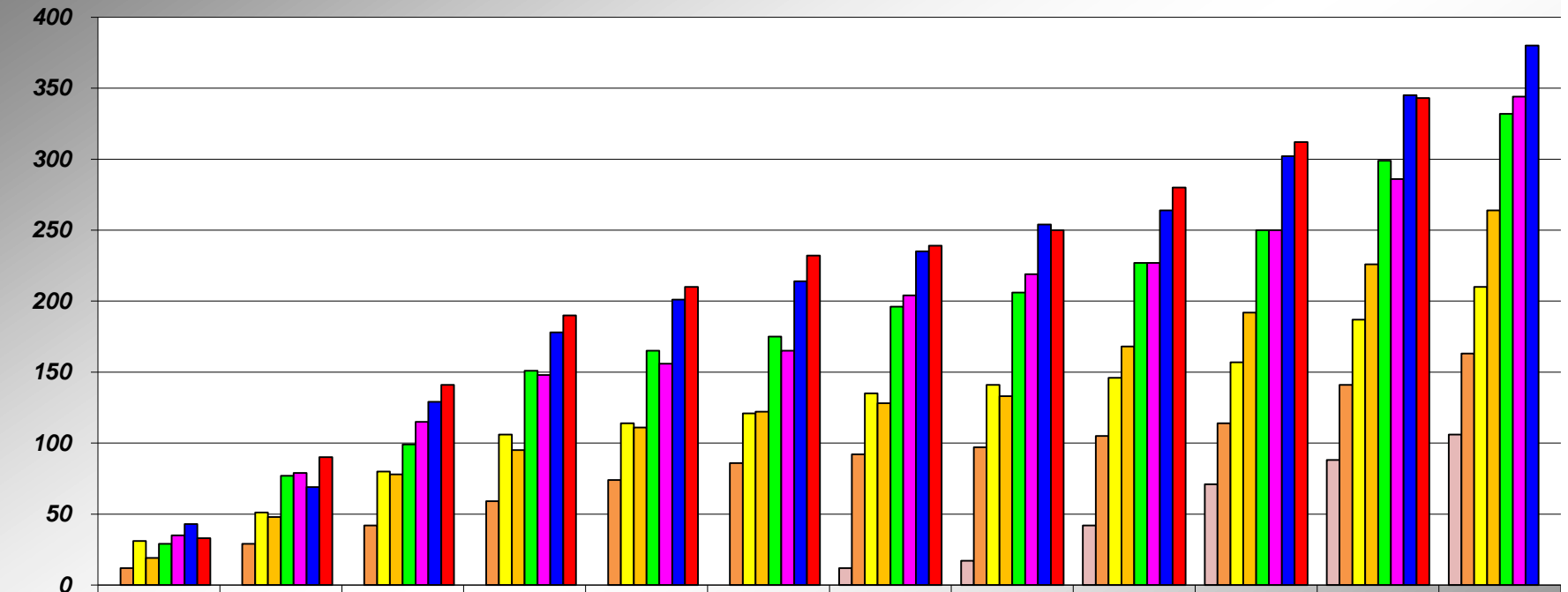
Custom & Subdivision Homes only
(does not include secondary dwellings or rebuilds)



| | JUL | AUG | SEPT | OCT | NOV | DEC | JAN | FEB | MAR | APR | MAY | JUN |
|-------|-----|-----|------|-----|-----|-----|-----|-----|-----|-----|-----|-----|
| 09-10 | | | | | | | 12 | 5 | 25 | 29 | 17 | 18 |
| 10-11 | 12 | 17 | 13 | 17 | 15 | 12 | 6 | 5 | 8 | 9 | 27 | 22 |
| 11-12 | 31 | 20 | 29 | 26 | 8 | 7 | 14 | 6 | 5 | 11 | 30 | 23 |
| 12-13 | 19 | 29 | 30 | 17 | 16 | 11 | 6 | 5 | 35 | 24 | 34 | 38 |
| 13-14 | 29 | 48 | 22 | 52 | 14 | 10 | 21 | 10 | 21 | 23 | 49 | 33 |
| 14-15 | 35 | 44 | 36 | 33 | 8 | 9 | 39 | 15 | 8 | 23 | 36 | 58 |
| 15-16 | 43 | 26 | 60 | 49 | 23 | 13 | 21 | 19 | 10 | 38 | 43 | 35 |
| 16-17 | 33 | 57 | 51 | 49 | 20 | 22 | 7 | 11 | 30 | 32 | 31 | |

PLACER COUNTY BUILDING DEPARTMENT CUMULATIVE SFD PERMITS ISSUED SUSTAINABILITY

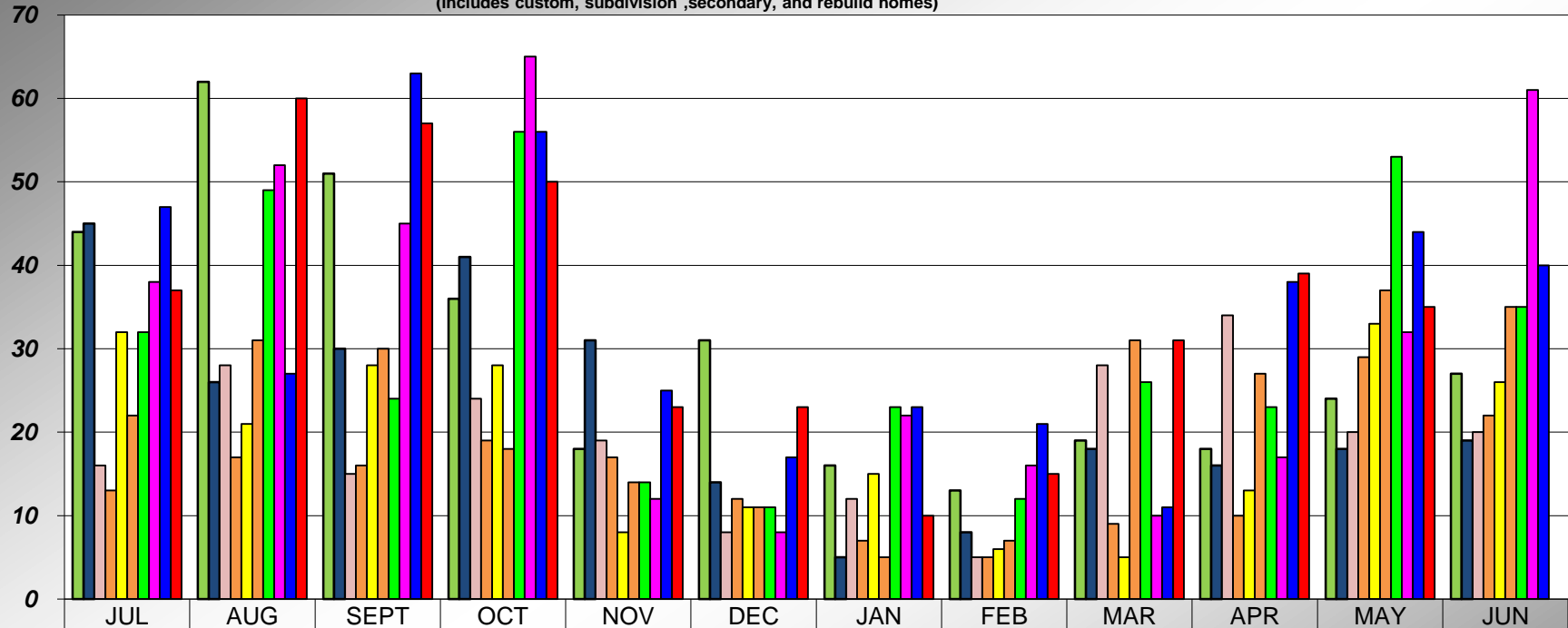
Custom & Subdivision Homes only
(does not include secondary dwellings or rebuilds)



| | JUL | AUG | SEPT | OCT | NOV | DEC | JAN | FEB | MAR | APR | MAY | JUN |
|-------|-----|-----|------|-----|-----|-----|-----|-----|-----|-----|-----|-----|
| 09-10 | | | | | | | 12 | 17 | 42 | 71 | 88 | 106 |
| 10-11 | 12 | 29 | 42 | 59 | 74 | 86 | 92 | 97 | 105 | 114 | 141 | 163 |
| 11-12 | 31 | 51 | 80 | 106 | 114 | 121 | 135 | 141 | 146 | 157 | 187 | 210 |
| 12-13 | 19 | 48 | 78 | 95 | 111 | 122 | 128 | 133 | 168 | 192 | 226 | 264 |
| 13-14 | 29 | 77 | 99 | 151 | 165 | 175 | 196 | 206 | 227 | 250 | 299 | 332 |
| 14-15 | 35 | 79 | 115 | 148 | 156 | 165 | 204 | 219 | 227 | 250 | 286 | 344 |
| 15-16 | 43 | 69 | 129 | 178 | 201 | 214 | 235 | 254 | 264 | 302 | 345 | 380 |
| 16-17 | 33 | 90 | 141 | 190 | 210 | 232 | 239 | 250 | 280 | 312 | 343 | |

PLACER COUNTY BUILDING DEPARTMENT SFD PERMITS ISSUED

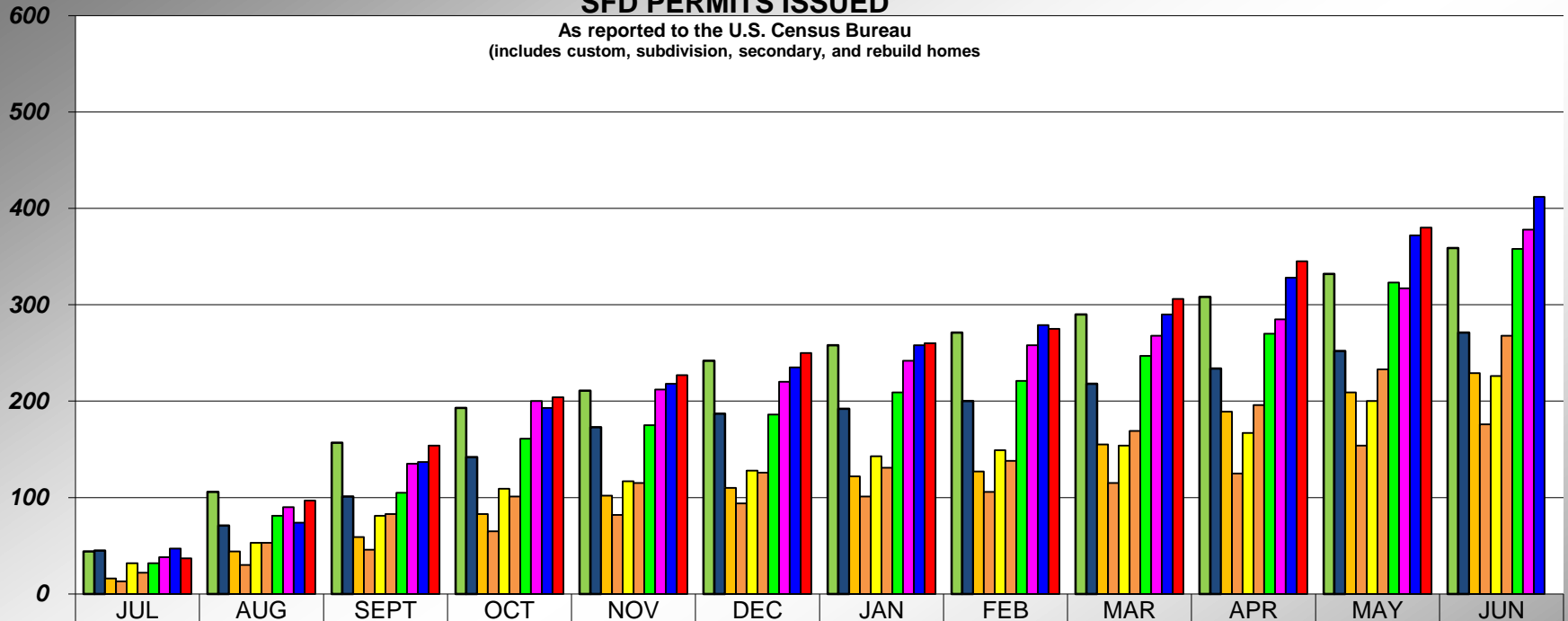
As reported to the U.S. Census Bureau
(includes custom, subdivision ,secondary, and rebuild homes)



| | JUL | AUG | SEPT | OCT | NOV | DEC | JAN | FEB | MAR | APR | MAY | JUN |
|-------|-----|-----|------|-----|-----|-----|-----|-----|-----|-----|-----|-----|
| 07-08 | 44 | 62 | 51 | 36 | 18 | 31 | 16 | 13 | 19 | 18 | 24 | 27 |
| 08-09 | 45 | 26 | 30 | 41 | 31 | 14 | 5 | 8 | 18 | 16 | 18 | 19 |
| 09-10 | 16 | 28 | 15 | 24 | 19 | 8 | 12 | 5 | 28 | 34 | 20 | 20 |
| 10-11 | 13 | 17 | 16 | 19 | 17 | 12 | 7 | 5 | 9 | 10 | 29 | 22 |
| 11-12 | 32 | 21 | 28 | 28 | 8 | 11 | 15 | 6 | 5 | 13 | 33 | 26 |
| 12-13 | 22 | 31 | 30 | 18 | 14 | 11 | 5 | 7 | 31 | 27 | 37 | 35 |
| 13-14 | 32 | 49 | 24 | 56 | 14 | 11 | 23 | 12 | 26 | 23 | 53 | 35 |
| 14-15 | 38 | 52 | 45 | 65 | 12 | 8 | 22 | 16 | 10 | 17 | 32 | 61 |
| 15-16 | 47 | 27 | 63 | 56 | 25 | 17 | 23 | 21 | 11 | 38 | 44 | 40 |
| 16-17 | 37 | 60 | 57 | 50 | 23 | 23 | 10 | 15 | 31 | 39 | 35 | |

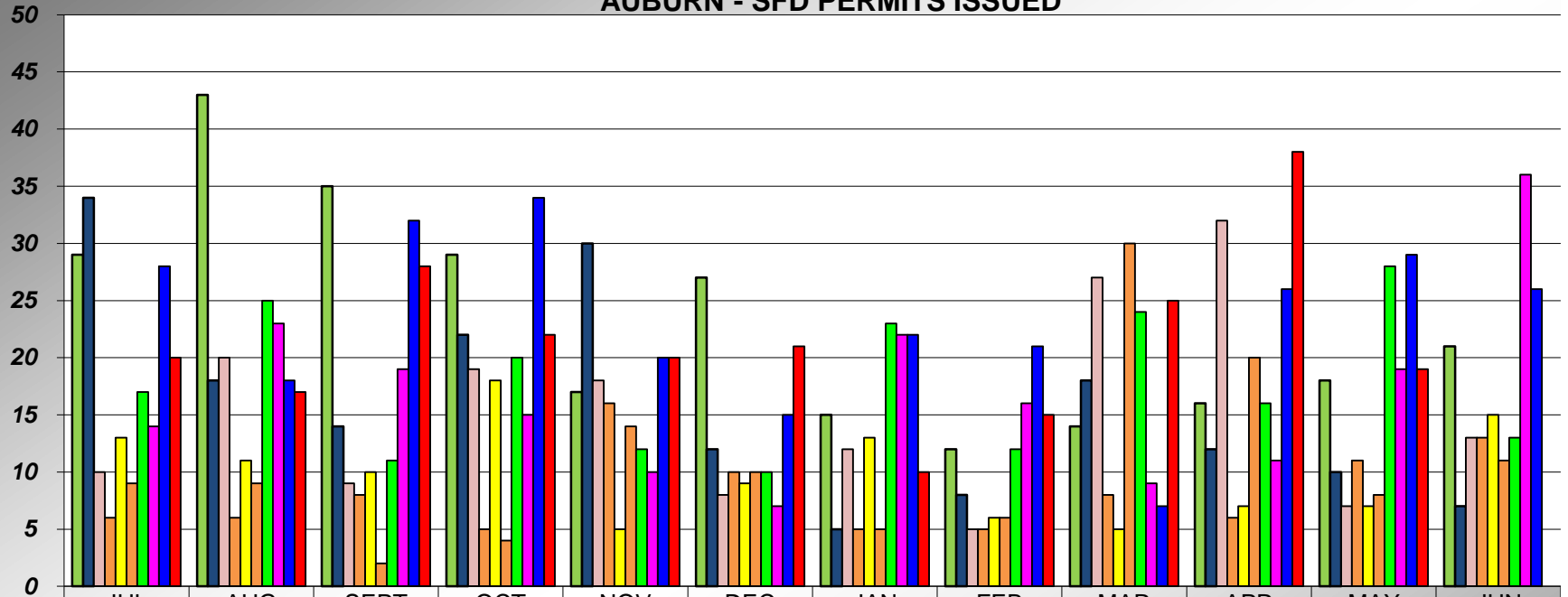
PLACER COUNTY BUILDING DEPARTMENT CUMULATIVE SFD PERMITS ISSUED

As reported to the U.S. Census Bureau
(includes custom, subdivision, secondary, and rebuild homes)



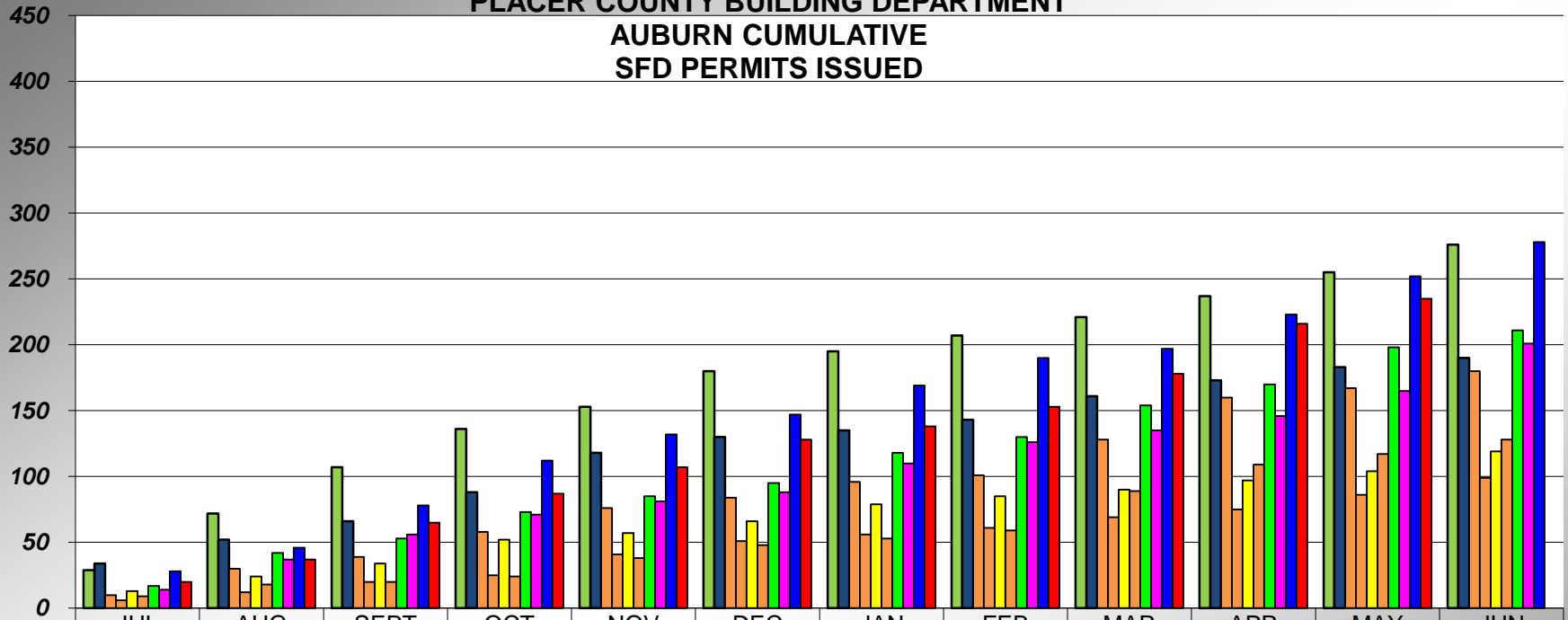
| | JUL | AUG | SEPT | OCT | NOV | DEC | JAN | FEB | MAR | APR | MAY | JUN |
|-------|-----|-----|------|-----|-----|-----|-----|-----|-----|-----|-----|-----|
| 07-08 | 44 | 106 | 157 | 193 | 211 | 242 | 258 | 271 | 290 | 308 | 332 | 359 |
| 08-09 | 45 | 71 | 101 | 142 | 173 | 187 | 192 | 200 | 218 | 234 | 252 | 271 |
| 09-10 | 16 | 44 | 59 | 83 | 102 | 110 | 122 | 127 | 155 | 189 | 209 | 229 |
| 10-11 | 13 | 30 | 46 | 65 | 82 | 94 | 101 | 106 | 115 | 125 | 154 | 176 |
| 11-12 | 32 | 53 | 81 | 109 | 117 | 128 | 143 | 149 | 154 | 167 | 200 | 226 |
| 12-13 | 22 | 53 | 83 | 101 | 115 | 126 | 131 | 138 | 169 | 196 | 233 | 268 |
| 13-14 | 32 | 81 | 105 | 161 | 175 | 186 | 209 | 221 | 247 | 270 | 323 | 358 |
| 14-15 | 38 | 90 | 135 | 200 | 212 | 220 | 242 | 258 | 268 | 285 | 317 | 378 |
| 15-16 | 47 | 74 | 137 | 193 | 218 | 235 | 258 | 279 | 290 | 328 | 372 | 412 |
| 16-17 | 37 | 97 | 154 | 204 | 227 | 250 | 260 | 275 | 306 | 345 | 380 | |

**PLACER COUNTY BUILDING DEPARTMENT
AUBURN - SFD PERMITS ISSUED**



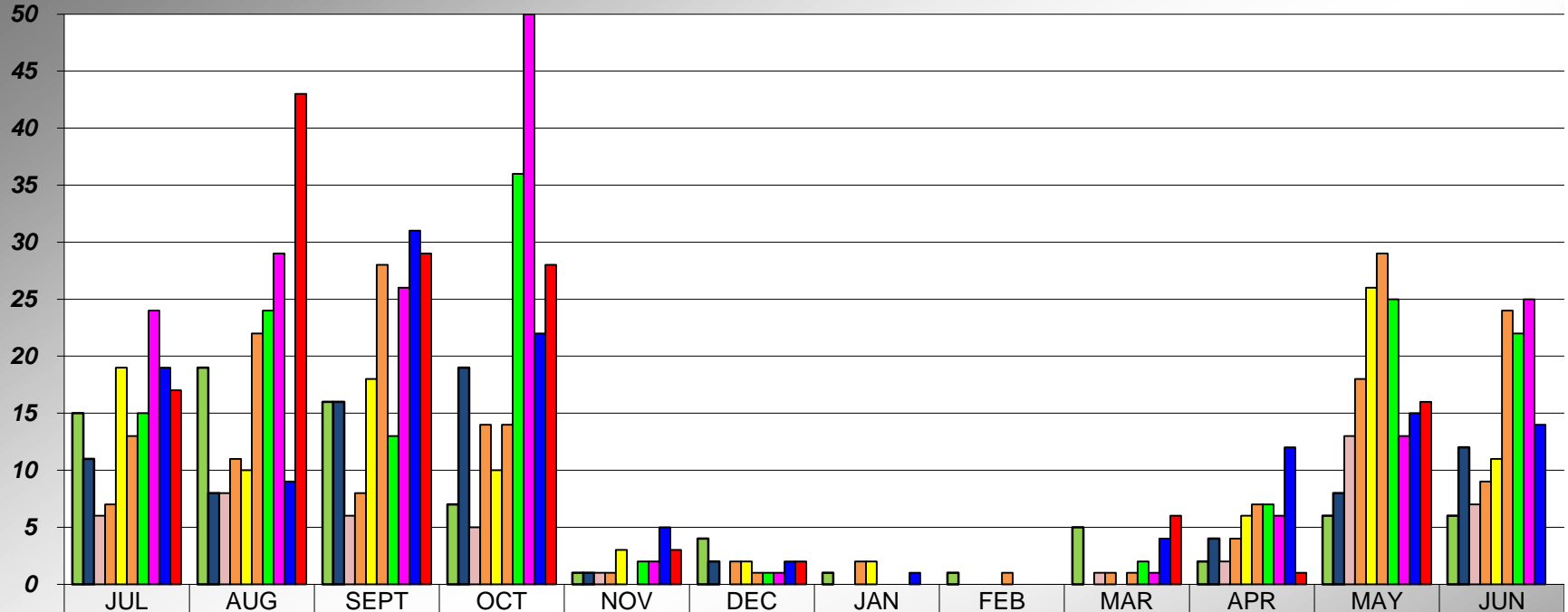
| | JUL | AUG | SEPT | OCT | NOV | DEC | JAN | FEB | MAR | APR | MAY | JUN |
|-------|-----|-----|------|-----|-----|-----|-----|-----|-----|-----|-----|-----|
| 07-08 | 29 | 43 | 35 | 29 | 17 | 27 | 15 | 12 | 14 | 16 | 18 | 21 |
| 08-09 | 34 | 18 | 14 | 22 | 30 | 12 | 5 | 8 | 18 | 12 | 10 | 7 |
| 09-10 | 10 | 20 | 9 | 19 | 18 | 8 | 12 | 5 | 27 | 32 | 7 | 13 |
| 10-11 | 6 | 6 | 8 | 5 | 16 | 10 | 5 | 5 | 8 | 6 | 11 | 13 |
| 11-12 | 13 | 11 | 10 | 18 | 5 | 9 | 13 | 6 | 5 | 7 | 7 | 15 |
| 12-13 | 9 | 9 | 2 | 4 | 14 | 10 | 5 | 6 | 30 | 20 | 8 | 11 |
| 13-14 | 17 | 25 | 11 | 20 | 12 | 10 | 23 | 12 | 24 | 16 | 28 | 13 |
| 14-15 | 14 | 23 | 19 | 15 | 10 | 7 | 22 | 16 | 9 | 11 | 19 | 36 |
| 15-16 | 28 | 18 | 32 | 34 | 20 | 15 | 22 | 21 | 7 | 26 | 29 | 26 |
| 16-17 | 20 | 17 | 28 | 22 | 20 | 21 | 10 | 15 | 25 | 38 | 19 | |

**PLACER COUNTY BUILDING DEPARTMENT
AUBURN CUMULATIVE
SFD PERMITS ISSUED**



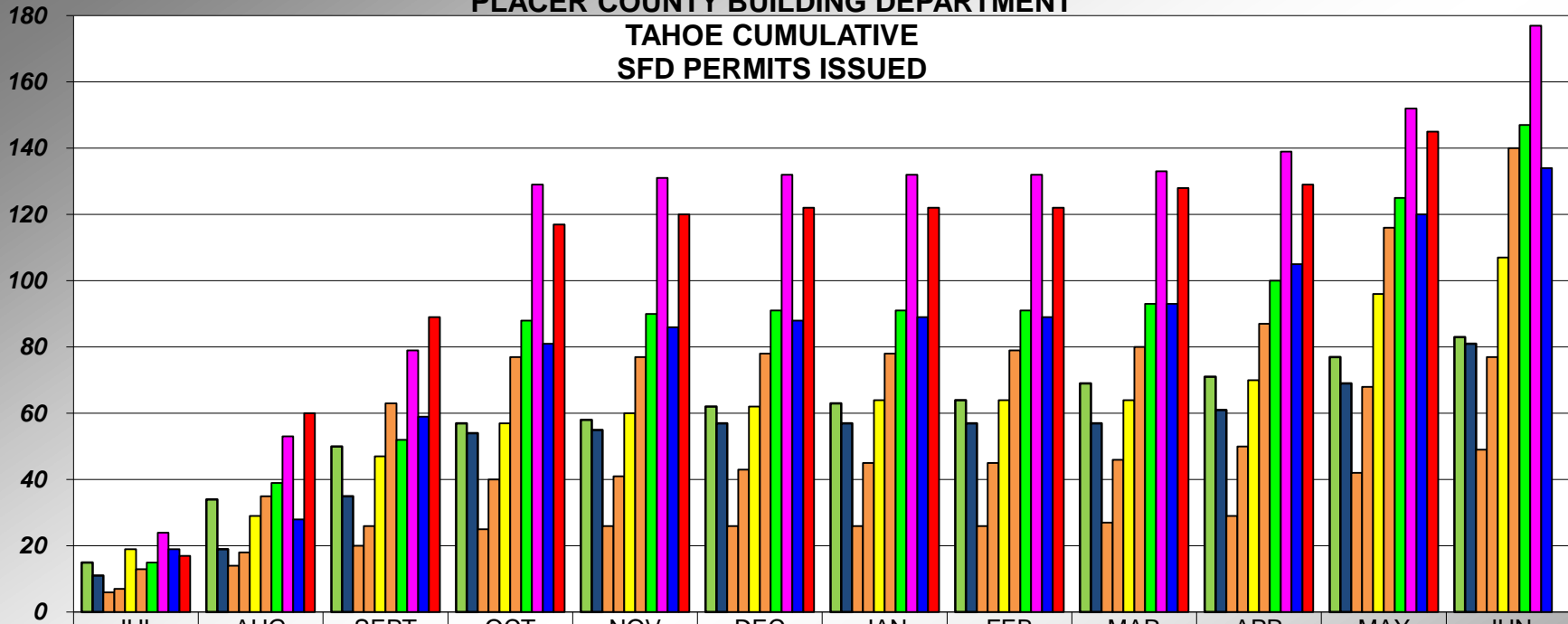
| | JUL | AUG | SEPT | OCT | NOV | DEC | JAN | FEB | MAR | APR | MAY | JUN |
|-------|-----|-----|------|-----|-----|-----|-----|-----|-----|-----|-----|-----|
| 07-08 | 29 | 72 | 107 | 136 | 153 | 180 | 195 | 207 | 221 | 237 | 255 | 276 |
| 08-09 | 34 | 52 | 66 | 88 | 118 | 130 | 135 | 143 | 161 | 173 | 183 | 190 |
| 09-10 | 10 | 30 | 39 | 58 | 76 | 84 | 96 | 101 | 128 | 160 | 167 | 180 |
| 10-11 | 6 | 12 | 20 | 25 | 41 | 51 | 56 | 61 | 69 | 75 | 86 | 99 |
| 11-12 | 13 | 24 | 34 | 52 | 57 | 66 | 79 | 85 | 90 | 97 | 104 | 119 |
| 12-13 | 9 | 18 | 20 | 24 | 38 | 48 | 53 | 59 | 89 | 109 | 117 | 128 |
| 13-14 | 17 | 42 | 53 | 73 | 85 | 95 | 118 | 130 | 154 | 170 | 198 | 211 |
| 14-15 | 14 | 37 | 56 | 71 | 81 | 88 | 110 | 126 | 135 | 146 | 165 | 201 |
| 15-16 | 28 | 46 | 78 | 112 | 132 | 147 | 169 | 190 | 197 | 223 | 252 | 278 |
| 16-17 | 20 | 37 | 65 | 87 | 107 | 128 | 138 | 153 | 178 | 216 | 235 | |

PLACER COUNTY BUILDING DEPARTMENT TAHOE - SFD PERMITS ISSUED



| | JUL | AUG | SEPT | OCT | NOV | DEC | JAN | FEB | MAR | APR | MAY | JUN |
|-------|-----|-----|------|-----|-----|-----|-----|-----|-----|-----|-----|-----|
| 07-08 | 15 | 19 | 16 | 7 | 1 | 4 | 1 | 1 | 5 | 2 | 6 | 6 |
| 08-09 | 11 | 8 | 16 | 19 | 1 | 2 | 0 | 0 | 0 | 4 | 8 | 12 |
| 09-10 | 6 | 8 | 6 | 5 | 1 | 0 | 0 | 0 | 1 | 2 | 13 | 7 |
| 10-11 | 7 | 11 | 8 | 14 | 1 | 2 | 2 | 0 | 1 | 4 | 18 | 9 |
| 11-12 | 19 | 10 | 18 | 10 | 3 | 2 | 2 | 0 | 0 | 6 | 26 | 11 |
| 12-13 | 13 | 22 | 28 | 14 | 0 | 1 | 0 | 1 | 1 | 7 | 29 | 24 |
| 13-14 | 15 | 24 | 13 | 36 | 2 | 1 | 0 | 0 | 2 | 7 | 25 | 22 |
| 14-15 | 24 | 29 | 26 | 50 | 2 | 1 | 0 | 0 | 1 | 6 | 13 | 25 |
| 15-16 | 19 | 9 | 31 | 22 | 5 | 2 | 1 | 0 | 4 | 12 | 15 | 14 |
| 16-17 | 17 | 43 | 29 | 28 | 3 | 2 | 0 | 0 | 6 | 1 | 16 | |

**PLACER COUNTY BUILDING DEPARTMENT
TAHOE CUMULATIVE
SFD PERMITS ISSUED**

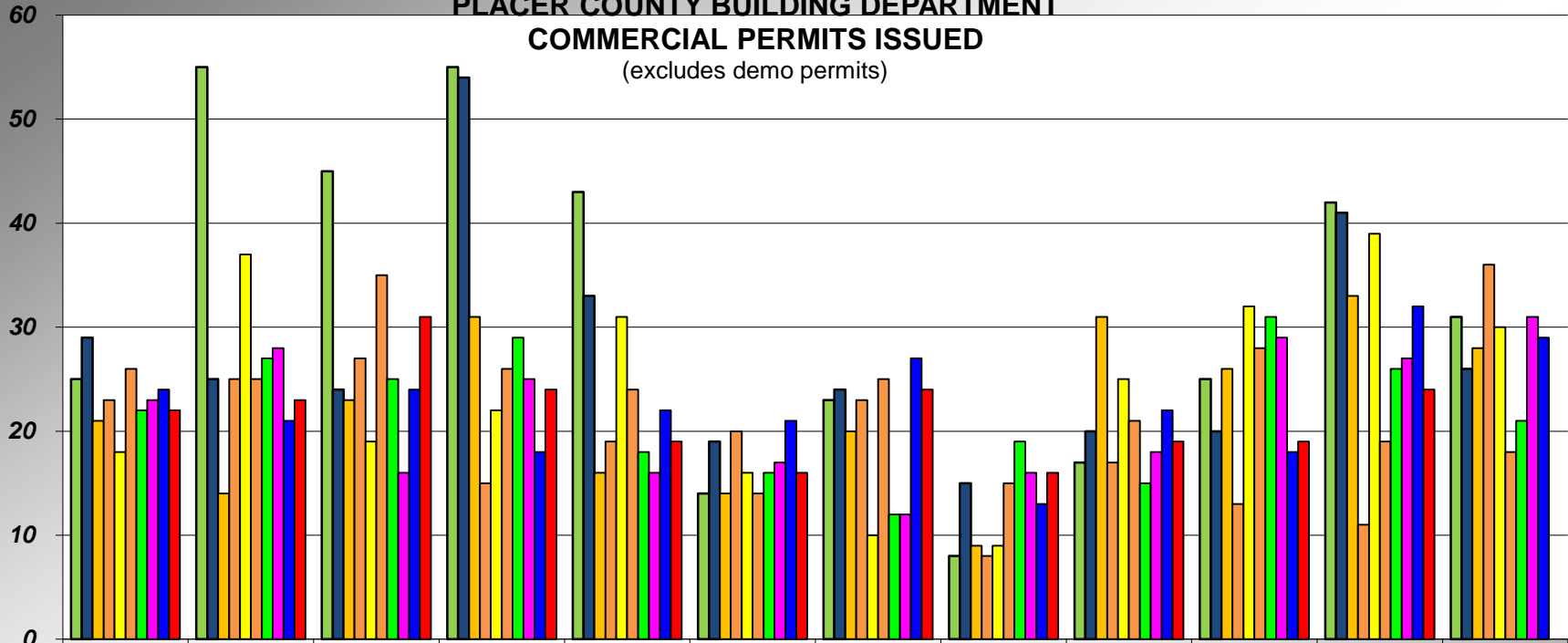


| | JUL | AUG | SEPT | OCT | NOV | DEC | JAN | FEB | MAR | APR | MAY | JUN |
|-------|-----|-----|------|-----|-----|-----|-----|-----|-----|-----|-----|-----|
| 07-08 | 15 | 34 | 50 | 57 | 58 | 62 | 63 | 64 | 69 | 71 | 77 | 83 |
| 08-09 | 11 | 19 | 35 | 54 | 55 | 57 | 57 | 57 | 57 | 61 | 69 | 81 |
| 09-10 | 6 | 14 | 20 | 25 | 26 | 26 | 26 | 26 | 27 | 29 | 42 | 49 |
| 10-11 | 7 | 18 | 26 | 40 | 41 | 43 | 45 | 45 | 46 | 50 | 68 | 77 |
| 11-12 | 19 | 29 | 47 | 57 | 60 | 62 | 64 | 64 | 64 | 70 | 96 | 107 |
| 12-13 | 13 | 35 | 63 | 77 | 77 | 78 | 78 | 79 | 80 | 87 | 116 | 140 |
| 13-14 | 15 | 39 | 52 | 88 | 90 | 91 | 91 | 91 | 93 | 100 | 125 | 147 |
| 14-15 | 24 | 53 | 79 | 129 | 131 | 132 | 132 | 132 | 133 | 139 | 152 | 177 |
| 15-16 | 19 | 28 | 59 | 81 | 86 | 88 | 89 | 89 | 93 | 105 | 120 | 134 |
| 16-17 | 17 | 60 | 89 | 117 | 120 | 122 | 122 | 122 | 128 | 129 | 145 | |

PLACER COUNTY BUILDING DEPARTMENT

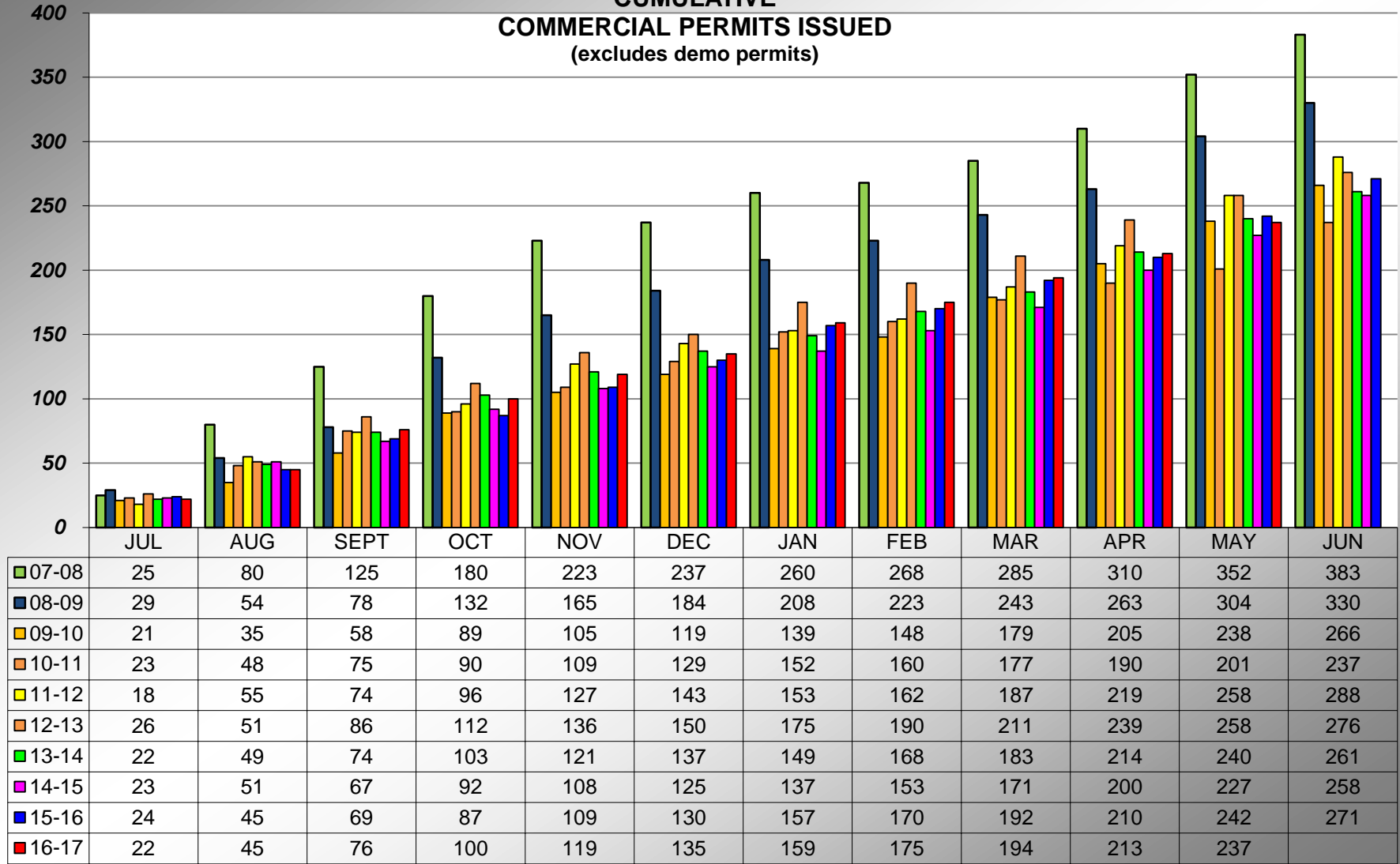
COMMERCIAL PERMITS ISSUED

(excludes demo permits)

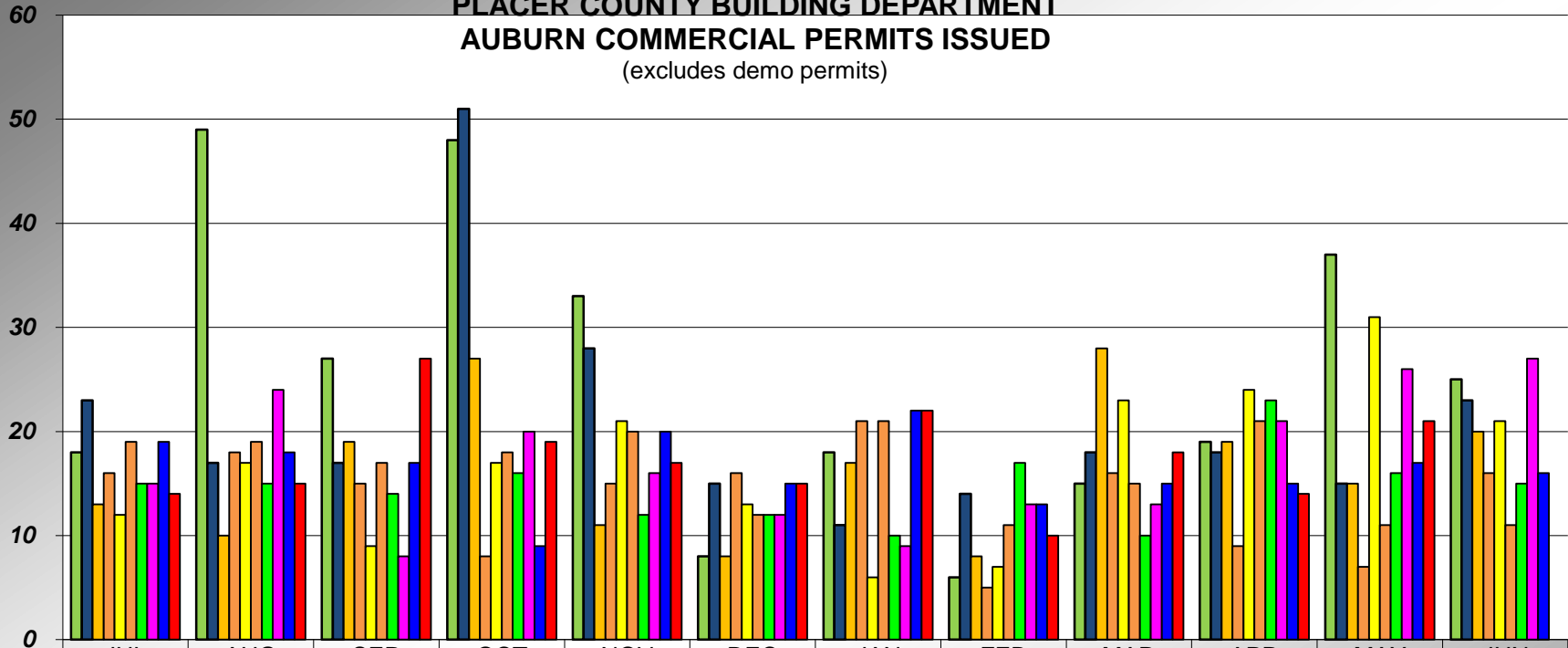


| | JUL | AUG | SEP | OCT | NOV | DEC | JAN | FEB | MAR | APR | MAY | JUN |
|-------|-----|-----|-----|-----|-----|-----|-----|-----|-----|-----|-----|-----|
| 07-08 | 25 | 55 | 45 | 55 | 43 | 14 | 23 | 8 | 17 | 25 | 42 | 31 |
| 08-09 | 29 | 25 | 24 | 54 | 33 | 19 | 24 | 15 | 20 | 20 | 41 | 26 |
| 09-10 | 21 | 14 | 23 | 31 | 16 | 14 | 20 | 9 | 31 | 26 | 33 | 28 |
| 10-11 | 23 | 25 | 27 | 15 | 19 | 20 | 23 | 8 | 17 | 13 | 11 | 36 |
| 11-12 | 18 | 37 | 19 | 22 | 31 | 16 | 10 | 9 | 25 | 32 | 39 | 30 |
| 12-13 | 26 | 25 | 35 | 26 | 24 | 14 | 25 | 15 | 21 | 28 | 19 | 18 |
| 13-14 | 22 | 27 | 25 | 29 | 18 | 16 | 12 | 19 | 15 | 31 | 26 | 21 |
| 14-15 | 23 | 28 | 16 | 25 | 16 | 17 | 12 | 16 | 18 | 29 | 27 | 31 |
| 15-16 | 24 | 21 | 24 | 18 | 22 | 21 | 27 | 13 | 22 | 18 | 32 | 29 |
| 16-17 | 22 | 23 | 31 | 24 | 19 | 16 | 24 | 16 | 19 | 19 | 24 | |

**PLACER COUNTY BUILDING DEPARTMENT
CUMULATIVE
COMMERCIAL PERMITS ISSUED
(excludes demo permits)**

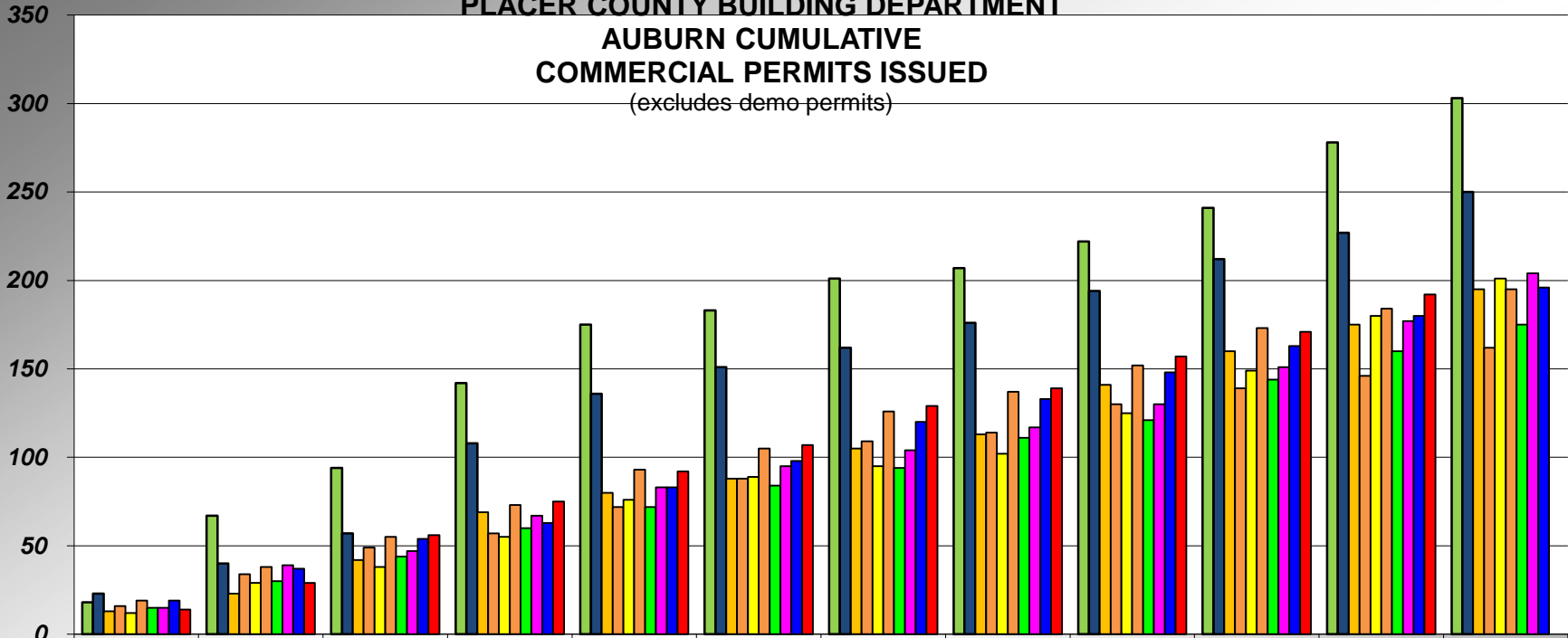


PLACER COUNTY BUILDING DEPARTMENT
AUBURN COMMERCIAL PERMITS ISSUED
(excludes demo permits)



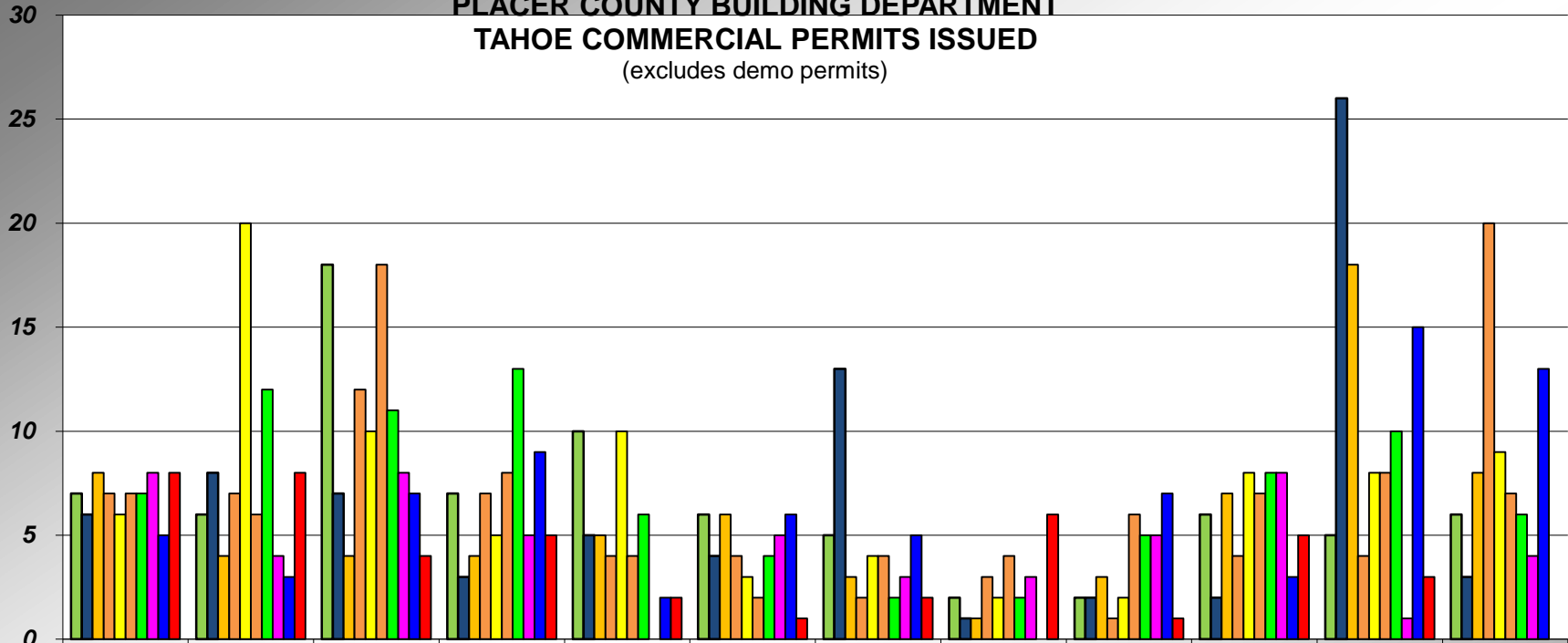
| | JUL | AUG | SEP | OCT | NOV | DEC | JAN | FEB | MAR | APR | MAY | JUN |
|-------|-----|-----|-----|-----|-----|-----|-----|-----|-----|-----|-----|-----|
| 07-08 | 18 | 49 | 27 | 48 | 33 | 8 | 18 | 6 | 15 | 19 | 37 | 25 |
| 08-09 | 23 | 17 | 17 | 51 | 28 | 15 | 11 | 14 | 18 | 18 | 15 | 23 |
| 09-10 | 13 | 10 | 19 | 27 | 11 | 8 | 17 | 8 | 28 | 19 | 15 | 20 |
| 10-11 | 16 | 18 | 15 | 8 | 15 | 16 | 21 | 5 | 16 | 9 | 7 | 16 |
| 11-12 | 12 | 17 | 9 | 17 | 21 | 13 | 6 | 7 | 23 | 24 | 31 | 21 |
| 12-13 | 19 | 19 | 17 | 18 | 20 | 12 | 21 | 11 | 15 | 21 | 11 | 11 |
| 13-14 | 15 | 15 | 14 | 16 | 12 | 12 | 10 | 17 | 10 | 23 | 16 | 15 |
| 14-15 | 15 | 24 | 8 | 20 | 16 | 12 | 9 | 13 | 13 | 21 | 26 | 27 |
| 15-16 | 19 | 18 | 17 | 9 | 20 | 15 | 22 | 13 | 15 | 15 | 17 | 16 |
| 16-17 | 14 | 15 | 27 | 19 | 17 | 15 | 22 | 10 | 18 | 14 | 21 | |

PLACER COUNTY BUILDING DEPARTMENT
AUBURN CUMULATIVE
COMMERCIAL PERMITS ISSUED
(excludes demo permits)



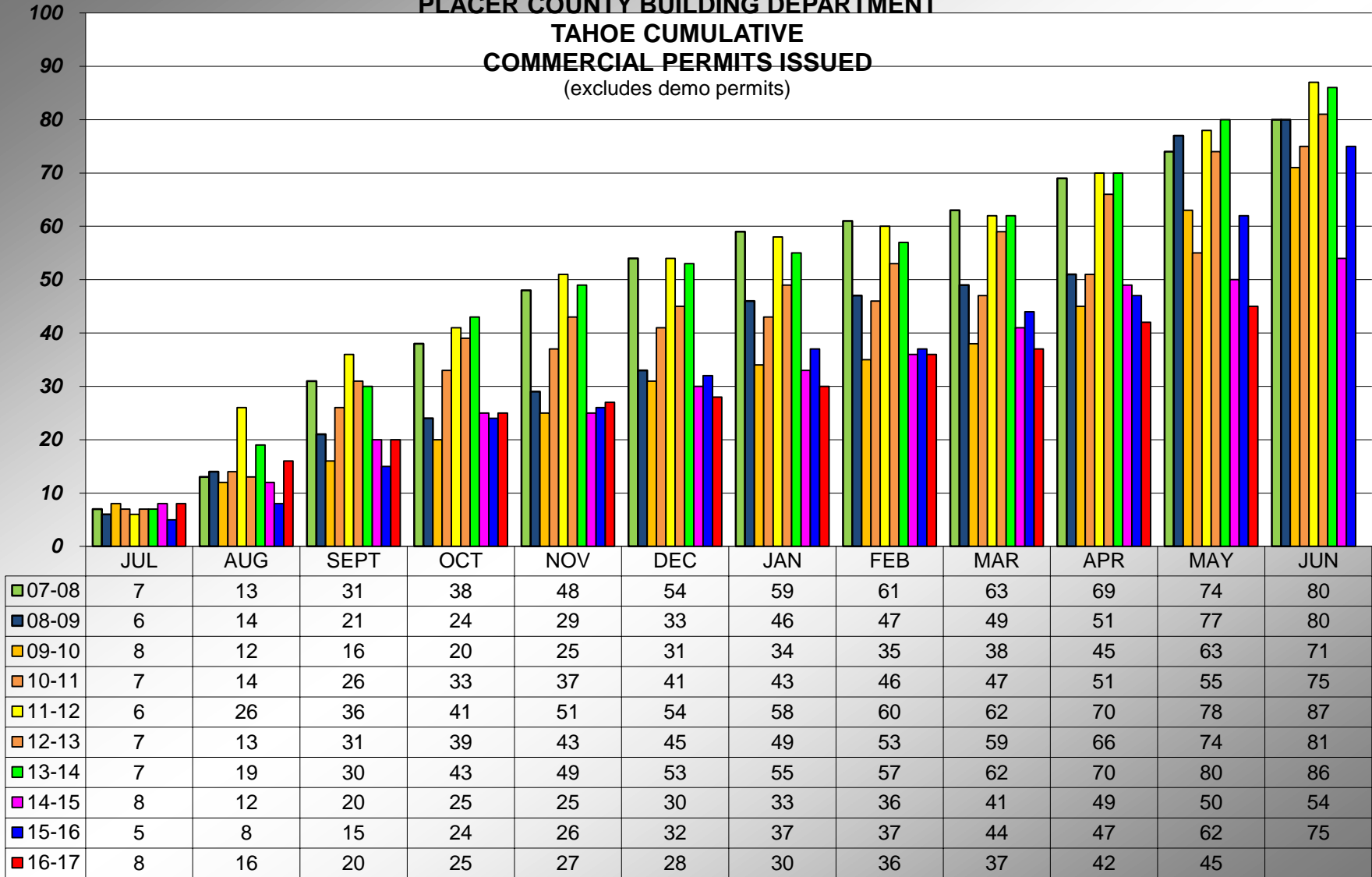
| | JUL | AUG | SEPT | OCT | NOV | DEC | JAN | FEB | MAR | APR | MAY | JUN |
|-------|-----|-----|------|-----|-----|-----|-----|-----|-----|-----|-----|-----|
| 07-08 | 18 | 67 | 94 | 142 | 175 | 183 | 201 | 207 | 222 | 241 | 278 | 303 |
| 08-09 | 23 | 40 | 57 | 108 | 136 | 151 | 162 | 176 | 194 | 212 | 227 | 250 |
| 09-10 | 13 | 23 | 42 | 69 | 80 | 88 | 105 | 113 | 141 | 160 | 175 | 195 |
| 10-11 | 16 | 34 | 49 | 57 | 72 | 88 | 109 | 114 | 130 | 139 | 146 | 162 |
| 11-12 | 12 | 29 | 38 | 55 | 76 | 89 | 95 | 102 | 125 | 149 | 180 | 201 |
| 12-13 | 19 | 38 | 55 | 73 | 93 | 105 | 126 | 137 | 152 | 173 | 184 | 195 |
| 13-14 | 15 | 30 | 44 | 60 | 72 | 84 | 94 | 111 | 121 | 144 | 160 | 175 |
| 14-15 | 15 | 39 | 47 | 67 | 83 | 95 | 104 | 117 | 130 | 151 | 177 | 204 |
| 15-16 | 19 | 37 | 54 | 63 | 83 | 98 | 120 | 133 | 148 | 163 | 180 | 196 |
| 16-17 | 14 | 29 | 56 | 75 | 92 | 107 | 129 | 139 | 157 | 171 | 192 | |

PLACER COUNTY BUILDING DEPARTMENT
TAHOE COMMERCIAL PERMITS ISSUED
(excludes demo permits)

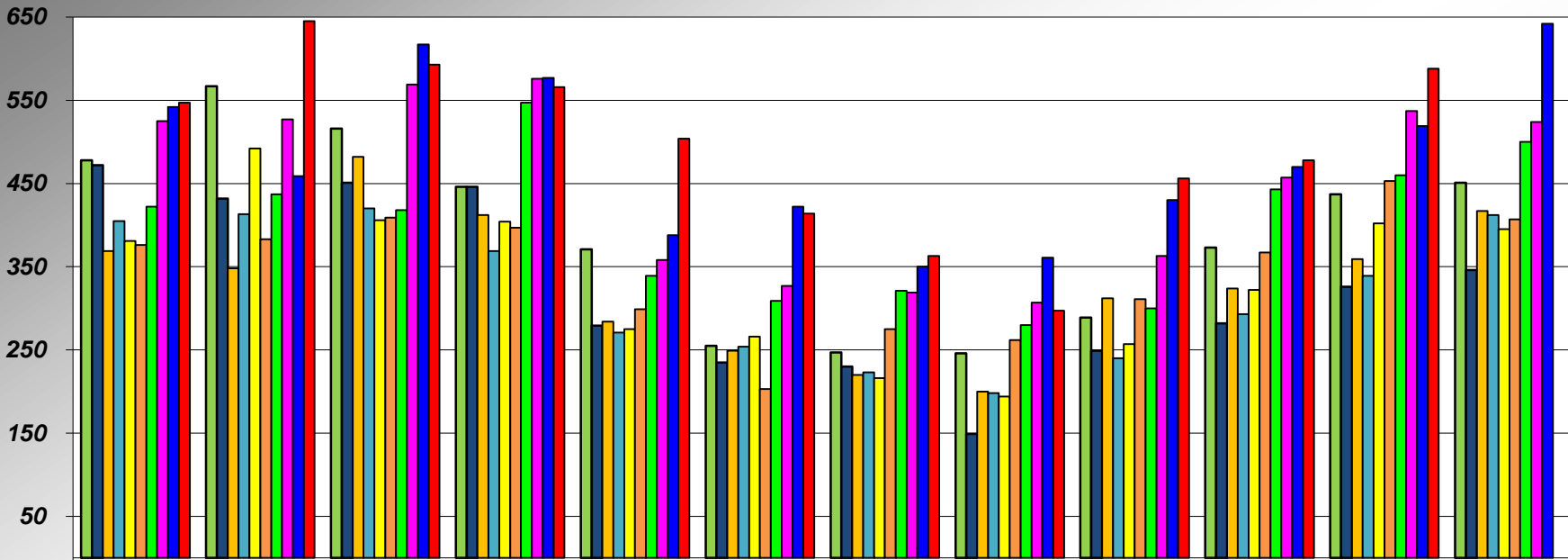


| | JUL | AUG | SEP | OCT | NOV | DEC | JAN | FEB | MAR | APR | MAY | JUN |
|-------|-----|-----|-----|-----|-----|-----|-----|-----|-----|-----|-----|-----|
| 07-08 | 7 | 6 | 18 | 7 | 10 | 6 | 5 | 2 | 2 | 6 | 5 | 6 |
| 08-09 | 6 | 8 | 7 | 3 | 5 | 4 | 13 | 1 | 2 | 2 | 26 | 3 |
| 09-10 | 8 | 4 | 4 | 4 | 5 | 6 | 3 | 1 | 3 | 7 | 18 | 8 |
| 10-11 | 7 | 7 | 12 | 7 | 4 | 4 | 2 | 3 | 1 | 4 | 4 | 20 |
| 11-12 | 6 | 20 | 10 | 5 | 10 | 3 | 4 | 2 | 2 | 8 | 8 | 9 |
| 12-13 | 7 | 6 | 18 | 8 | 4 | 2 | 4 | 4 | 6 | 7 | 8 | 7 |
| 13-14 | 7 | 12 | 11 | 13 | 6 | 4 | 2 | 2 | 5 | 8 | 10 | 6 |
| 14-15 | 8 | 4 | 8 | 5 | 0 | 5 | 3 | 3 | 5 | 8 | 1 | 4 |
| 15-16 | 5 | 3 | 7 | 9 | 2 | 6 | 5 | 0 | 7 | 3 | 15 | 13 |
| 16-17 | 8 | 8 | 4 | 5 | 2 | 1 | 2 | 6 | 1 | 5 | 3 | |

PLACER COUNTY BUILDING DEPARTMENT
TAHOE CUMULATIVE
COMMERCIAL PERMITS ISSUED
(excludes demo permits)

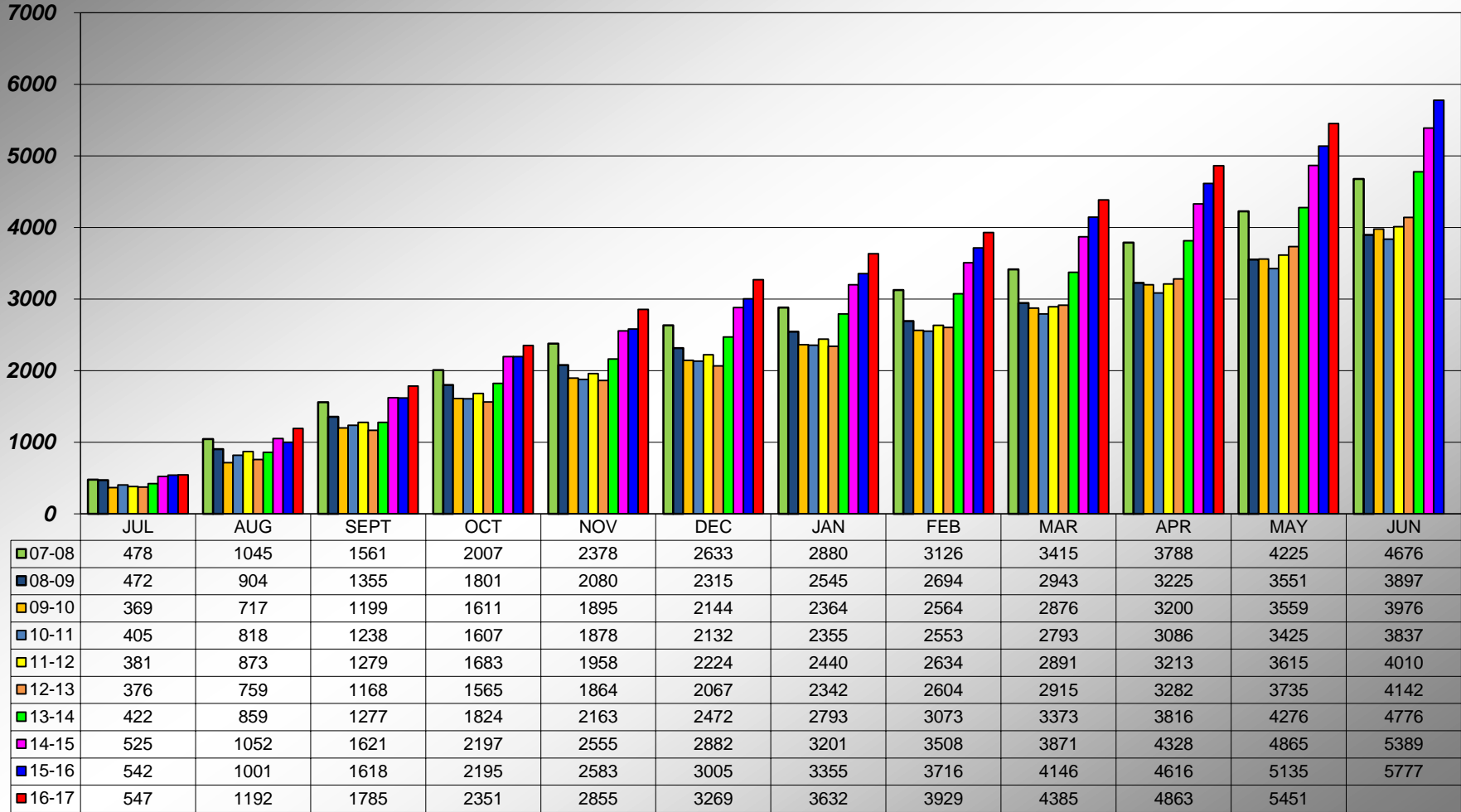


PLACER COUNTY BUILDING DEPARTMENT TOTAL PERMITS ISSUED

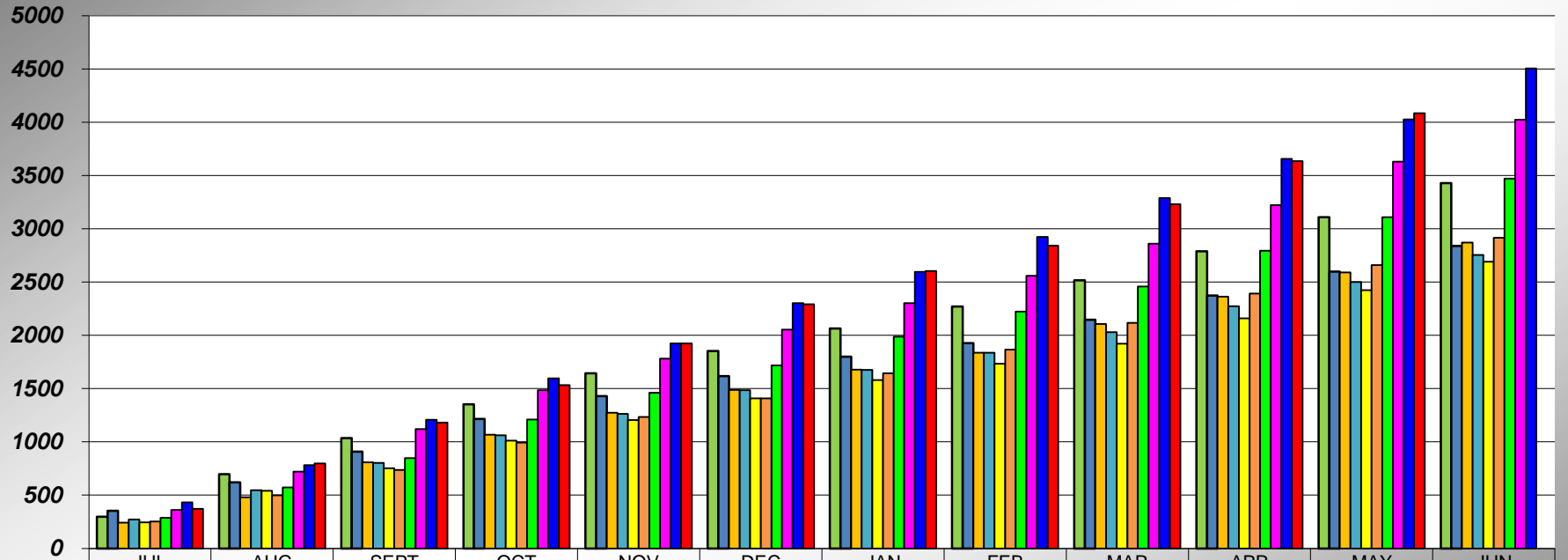


| | JUL | AUG | SEP | OCT | NOV | DEC | JAN | FEB | MAR | APR | MAY | JUN |
|-------|-----|-----|-----|-----|-----|-----|-----|-----|-----|-----|-----|-----|
| 07-08 | 478 | 567 | 516 | 446 | 371 | 255 | 247 | 246 | 289 | 373 | 437 | 451 |
| 08-09 | 472 | 432 | 451 | 446 | 279 | 235 | 230 | 149 | 249 | 282 | 326 | 346 |
| 09-10 | 369 | 348 | 482 | 412 | 284 | 249 | 220 | 200 | 312 | 324 | 359 | 417 |
| 10-11 | 405 | 413 | 420 | 369 | 271 | 254 | 223 | 198 | 240 | 293 | 339 | 412 |
| 11-12 | 381 | 492 | 406 | 404 | 275 | 266 | 216 | 194 | 257 | 322 | 402 | 395 |
| 12-13 | 376 | 383 | 409 | 397 | 299 | 203 | 275 | 262 | 311 | 367 | 453 | 407 |
| 13-14 | 422 | 437 | 418 | 547 | 339 | 309 | 321 | 280 | 300 | 443 | 460 | 500 |
| 14-15 | 525 | 527 | 569 | 576 | 358 | 327 | 319 | 307 | 363 | 457 | 537 | 524 |
| 15-16 | 542 | 459 | 617 | 577 | 388 | 422 | 350 | 361 | 430 | 470 | 519 | 642 |
| 16-17 | 547 | 645 | 593 | 566 | 504 | 414 | 363 | 297 | 456 | 478 | 588 | |

PLACER COUNTY BUILDING DEPARTMENT CUMULATIVE PERMITS ISSUED

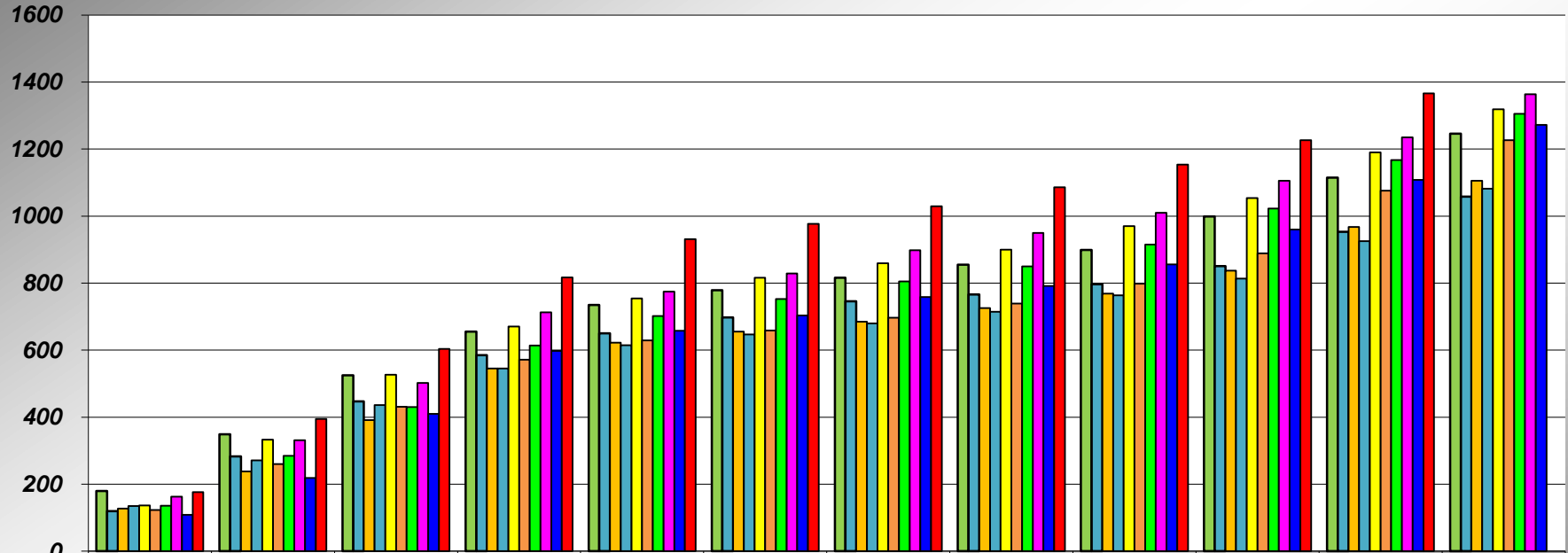


**PLACER COUNTY BUILDING DEPARTMENT
AUBURN CUMULATIVE
TOTAL PERMITS ISSUED**



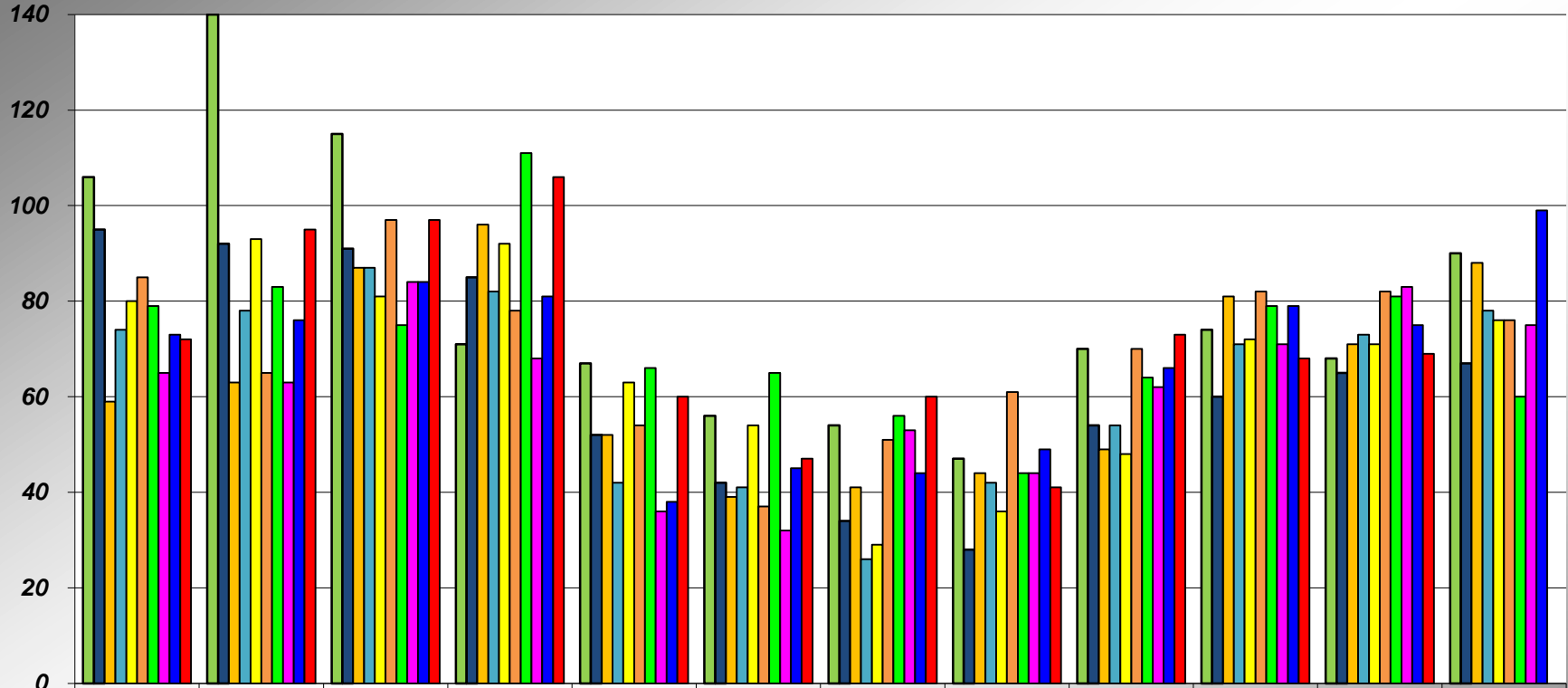
| | JUL | AUG | SEPT | OCT | NOV | DEC | JAN | FEB | MAR | APR | MAY | JUN |
|-------|-----|-----|------|------|------|------|------|------|------|------|------|------|
| 07-08 | 298 | 696 | 1036 | 1352 | 1643 | 1854 | 2064 | 2271 | 2516 | 2789 | 3110 | 3430 |
| 08-09 | 352 | 621 | 908 | 1216 | 1430 | 1617 | 1799 | 1928 | 2146 | 2374 | 2598 | 2839 |
| 09-10 | 242 | 479 | 808 | 1066 | 1273 | 1489 | 1679 | 1838 | 2107 | 2363 | 2591 | 2870 |
| 10-11 | 270 | 547 | 802 | 1062 | 1263 | 1485 | 1675 | 1838 | 2029 | 2272 | 2500 | 2755 |
| 11-12 | 244 | 540 | 752 | 1012 | 1204 | 1408 | 1581 | 1734 | 1921 | 2159 | 2425 | 2691 |
| 12-13 | 253 | 499 | 737 | 993 | 1235 | 1408 | 1645 | 1865 | 2117 | 2393 | 2659 | 2915 |
| 13-14 | 286 | 574 | 847 | 1210 | 1461 | 1719 | 1988 | 2223 | 2458 | 2793 | 3109 | 3471 |
| 14-15 | 362 | 721 | 1119 | 1484 | 1780 | 2053 | 2303 | 2558 | 2861 | 3222 | 3630 | 4025 |
| 15-16 | 433 | 782 | 1208 | 1597 | 1925 | 2301 | 2596 | 2924 | 3290 | 3656 | 4027 | 4505 |
| 16-17 | 371 | 797 | 1181 | 1534 | 1924 | 2292 | 2603 | 2843 | 3231 | 3636 | 4085 | |

**PLACER COUNTY BUILDING DEPARTMENT
TAHOE CUMULATIVE
TOTAL PERMITS ISSUED**



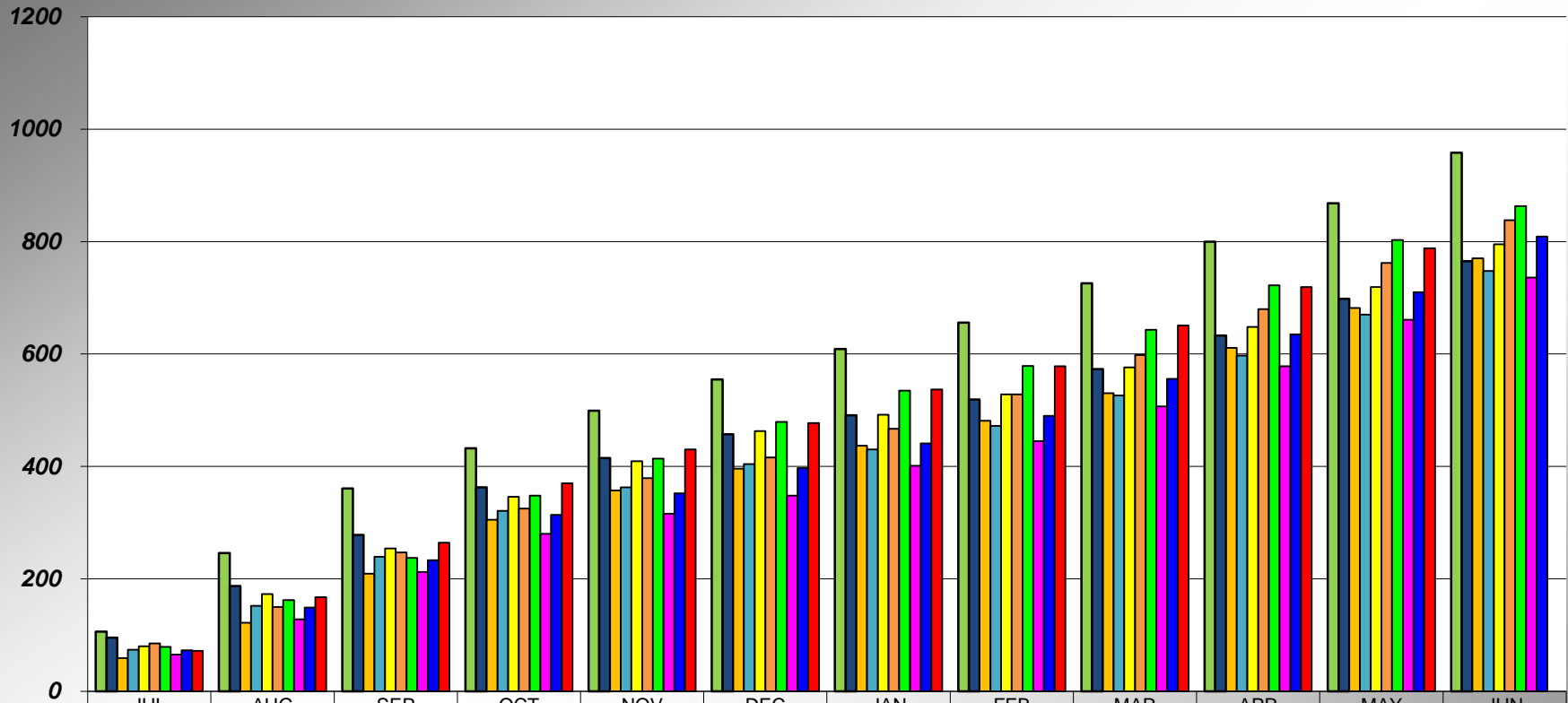
| | JUL | AUG | SEPT | OCT | NOV | DEC | JAN | FEB | MAR | APR | MAY | JUN |
|-------|-----|-----|------|-----|-----|-----|------|------|------|------|------|------|
| 07-08 | 180 | 349 | 525 | 655 | 735 | 779 | 816 | 855 | 899 | 999 | 1115 | 1246 |
| 08-09 | 120 | 283 | 447 | 585 | 650 | 698 | 746 | 766 | 797 | 851 | 953 | 1058 |
| 09-10 | 127 | 238 | 391 | 545 | 622 | 655 | 685 | 726 | 769 | 837 | 968 | 1106 |
| 10-11 | 135 | 271 | 436 | 545 | 615 | 647 | 680 | 715 | 764 | 814 | 925 | 1082 |
| 11-12 | 137 | 333 | 527 | 671 | 754 | 816 | 859 | 900 | 970 | 1054 | 1190 | 1319 |
| 12-13 | 123 | 260 | 431 | 572 | 629 | 659 | 697 | 739 | 798 | 889 | 1076 | 1227 |
| 13-14 | 136 | 285 | 430 | 614 | 702 | 753 | 805 | 850 | 915 | 1023 | 1167 | 1305 |
| 14-15 | 163 | 331 | 502 | 713 | 775 | 829 | 898 | 950 | 1010 | 1106 | 1235 | 1364 |
| 15-16 | 109 | 219 | 410 | 598 | 658 | 704 | 759 | 792 | 856 | 960 | 1108 | 1272 |
| 16-17 | 176 | 395 | 604 | 817 | 931 | 977 | 1029 | 1086 | 1154 | 1227 | 1366 | |

**PLACER COUNTY BUILDING DEPARTMENT
NUMBER OF RESIDENTIAL ADD/ALTERS**



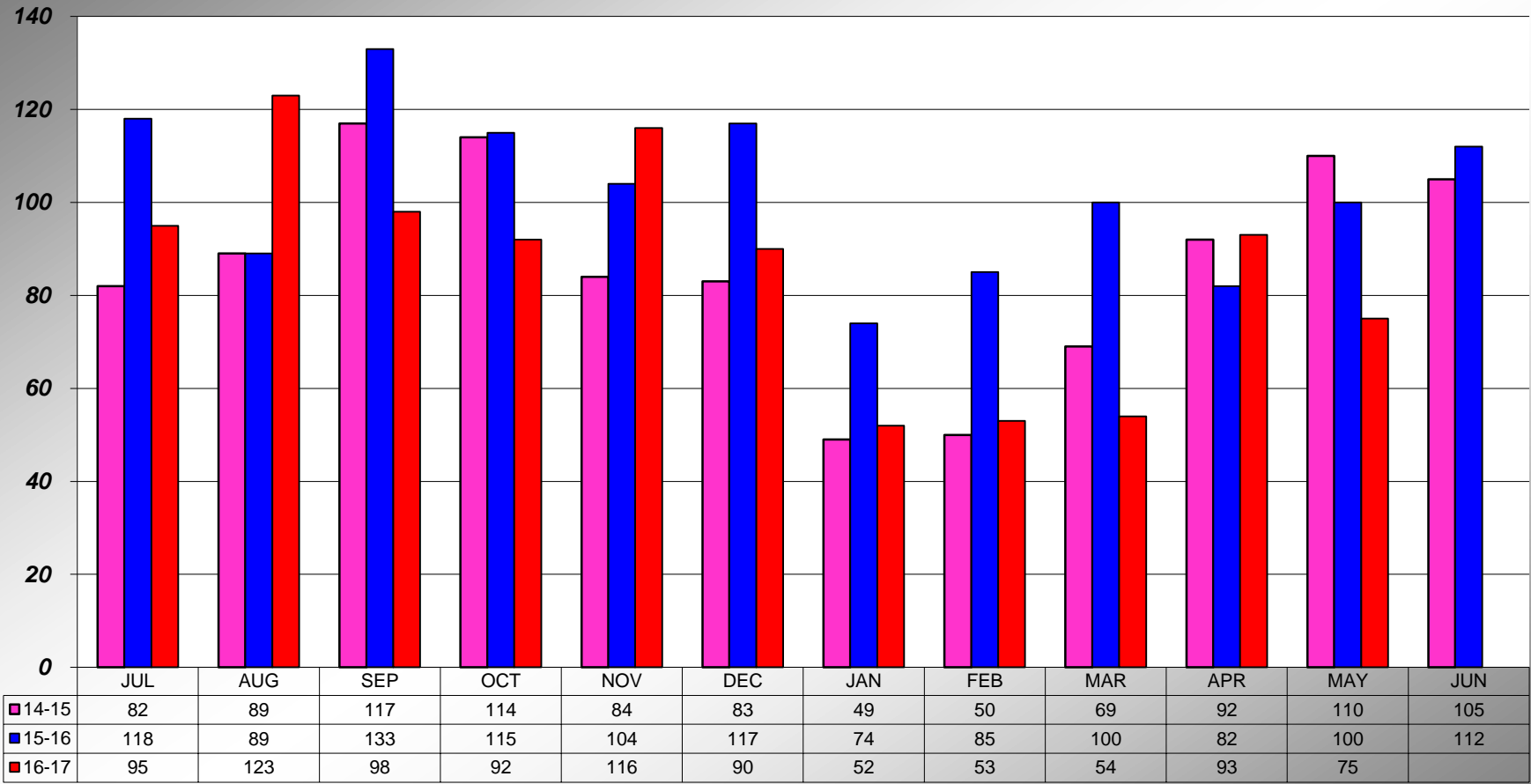
| | JUL | AUG | SEP | OCT | NOV | DEC | JAN | FEB | MAR | APR | MAY | JUN |
|-------|-----|-----|-----|-----|-----|-----|-----|-----|-----|-----|-----|-----|
| 07-08 | 106 | 140 | 115 | 71 | 67 | 56 | 54 | 47 | 70 | 74 | 68 | 90 |
| 08-09 | 95 | 92 | 91 | 85 | 52 | 42 | 34 | 28 | 54 | 60 | 65 | 67 |
| 09-10 | 59 | 63 | 87 | 96 | 52 | 39 | 41 | 44 | 49 | 81 | 71 | 88 |
| 10-11 | 74 | 78 | 87 | 82 | 42 | 41 | 26 | 42 | 54 | 71 | 73 | 78 |
| 11-12 | 80 | 93 | 81 | 92 | 63 | 54 | 29 | 36 | 48 | 72 | 71 | 76 |
| 12-13 | 85 | 65 | 97 | 78 | 54 | 37 | 51 | 61 | 70 | 82 | 82 | 76 |
| 13-14 | 79 | 83 | 75 | 111 | 66 | 65 | 56 | 44 | 64 | 79 | 81 | 60 |
| 14-15 | 65 | 63 | 84 | 68 | 36 | 32 | 53 | 44 | 62 | 71 | 83 | 75 |
| 15-16 | 73 | 76 | 84 | 81 | 38 | 45 | 44 | 49 | 66 | 79 | 75 | 99 |
| 16-17 | 72 | 95 | 97 | 106 | 60 | 47 | 60 | 41 | 73 | 68 | 69 | |

**PLACER COUNTY BUILDING DEPARTMENT
CUMULATIVE NUMBER OF RESIDENTIAL ADD/ALTERS**

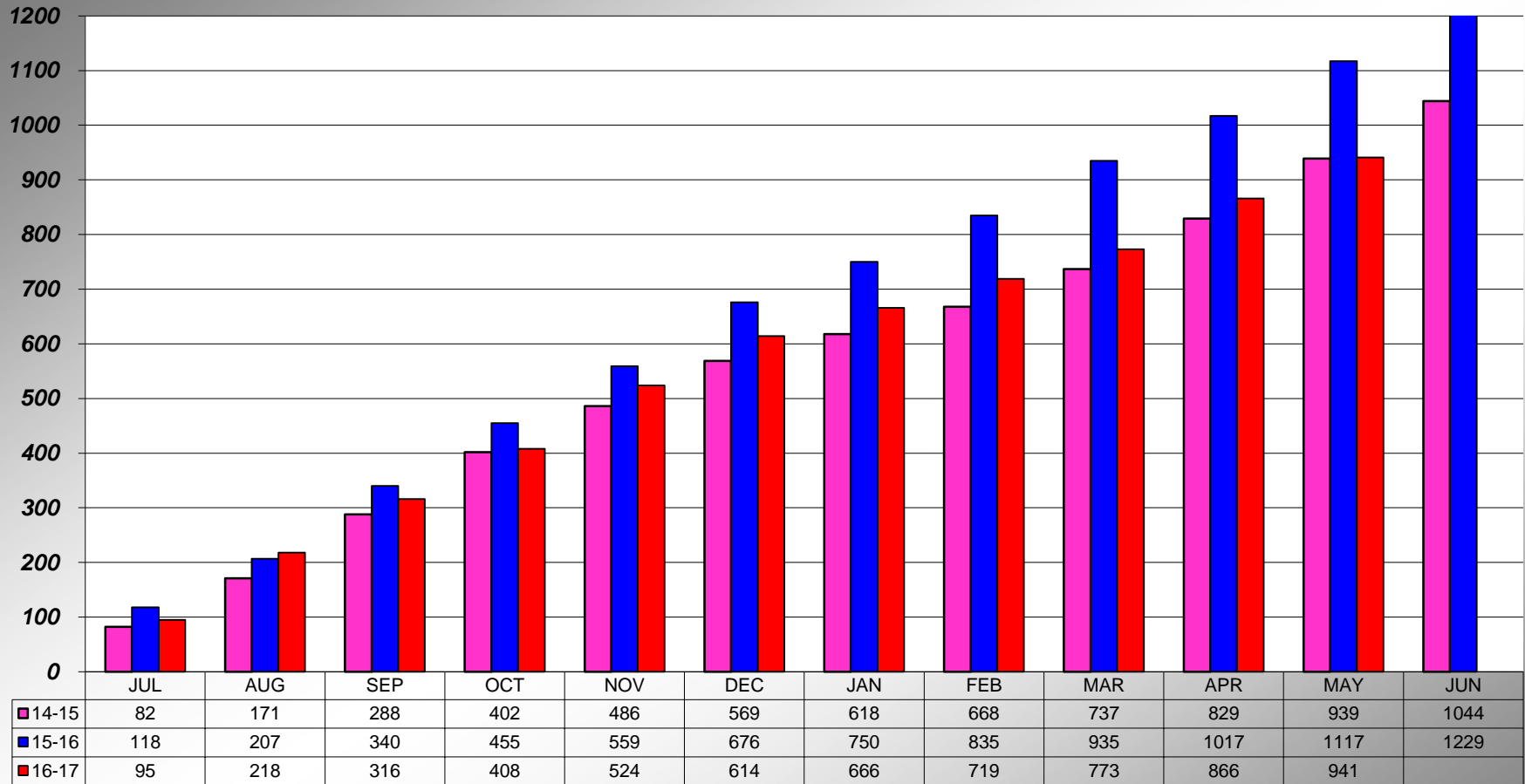


| | JUL | AUG | SEP | OCT | NOV | DEC | JAN | FEB | MAR | APR | MAY | JUN |
|-------|-----|-----|-----|-----|-----|-----|-----|-----|-----|-----|-----|-----|
| 07-08 | 106 | 246 | 361 | 432 | 499 | 555 | 609 | 656 | 726 | 800 | 868 | 958 |
| 08-09 | 95 | 187 | 278 | 363 | 415 | 457 | 491 | 519 | 573 | 633 | 698 | 765 |
| 09-10 | 59 | 122 | 209 | 305 | 357 | 396 | 437 | 481 | 530 | 611 | 682 | 770 |
| 10-11 | 74 | 152 | 239 | 321 | 363 | 404 | 430 | 472 | 526 | 597 | 670 | 748 |
| 11-12 | 80 | 173 | 254 | 346 | 409 | 463 | 492 | 528 | 576 | 648 | 719 | 795 |
| 12-13 | 85 | 150 | 247 | 325 | 379 | 416 | 467 | 528 | 598 | 680 | 762 | 838 |
| 13-14 | 79 | 162 | 237 | 348 | 414 | 479 | 535 | 579 | 643 | 722 | 803 | 863 |
| 14-15 | 65 | 128 | 212 | 280 | 316 | 348 | 401 | 445 | 507 | 578 | 661 | 736 |
| 15-16 | 73 | 149 | 233 | 314 | 352 | 397 | 441 | 490 | 556 | 635 | 710 | 809 |
| 16-17 | 72 | 167 | 264 | 370 | 430 | 477 | 537 | 578 | 651 | 719 | 788 | |

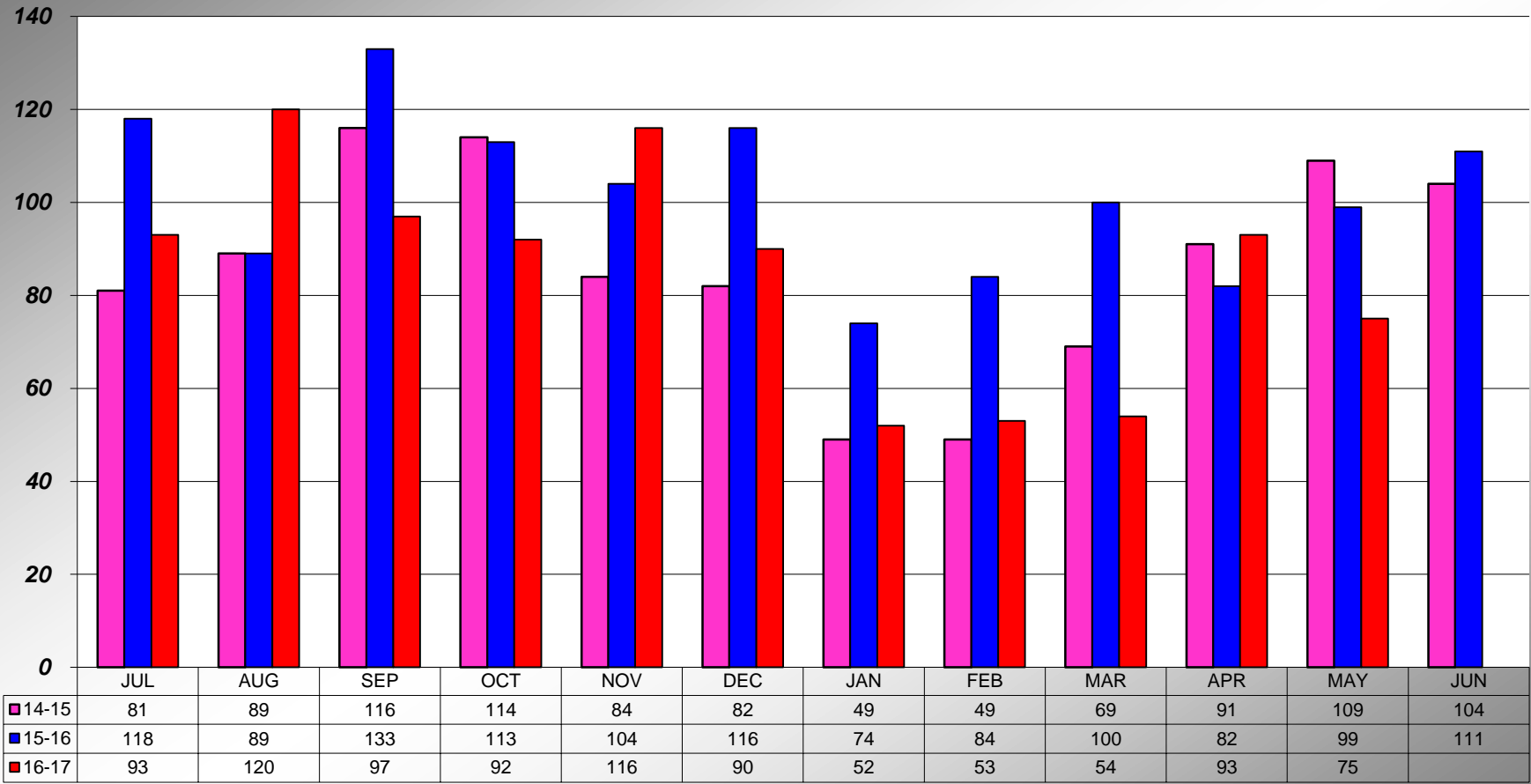
**PLACER COUNTY BUILDING DEPARTMENT
NUMBER OF RESIDENTIAL SOLAR PERMITS**



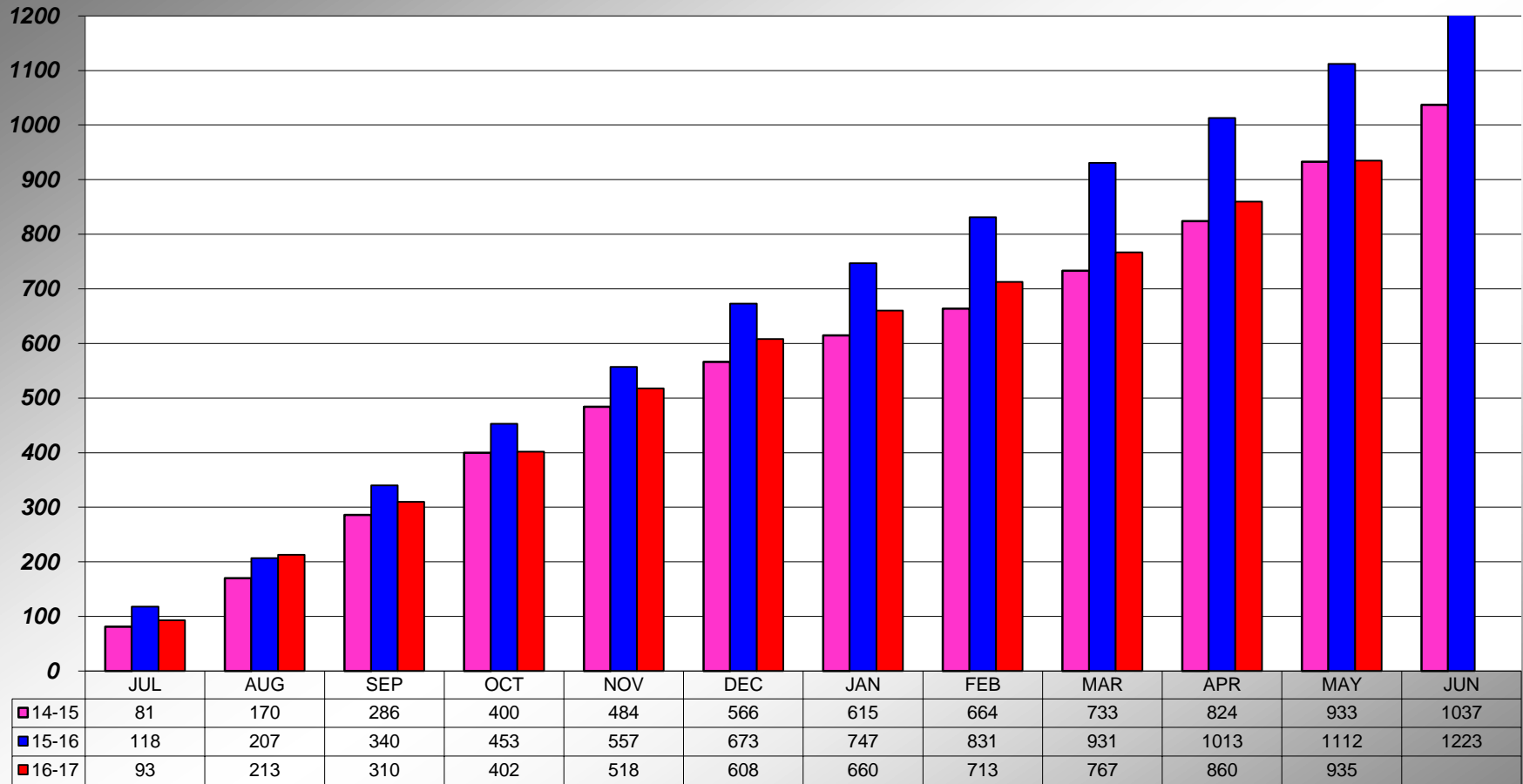
**PLACER COUNTY BUILDING DEPARTMENT
CUMULATIVE NUMBER OF RESIDENTIAL SOLAR PERMITS**



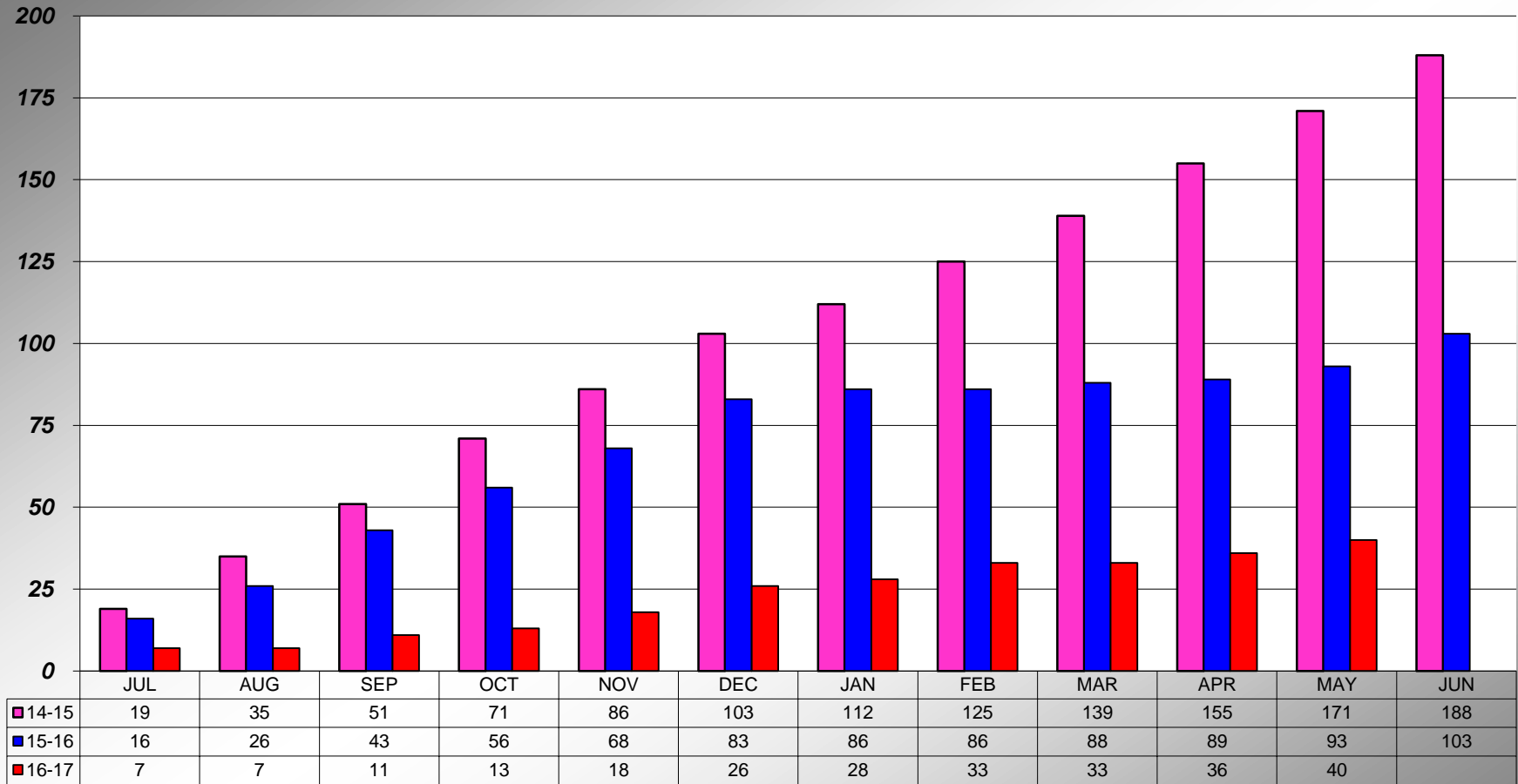
**PLACER COUNTY BUILDING DEPARTMENT
AUBURN - NUMBER OF RESIDENTIAL SOLAR PERMITS**



**PLACER COUNTY BUILDING DEPARTMENT
AUBURN - CUMULATIVE NUMBER OF RESIDENTIAL SOLAR PERMITS**

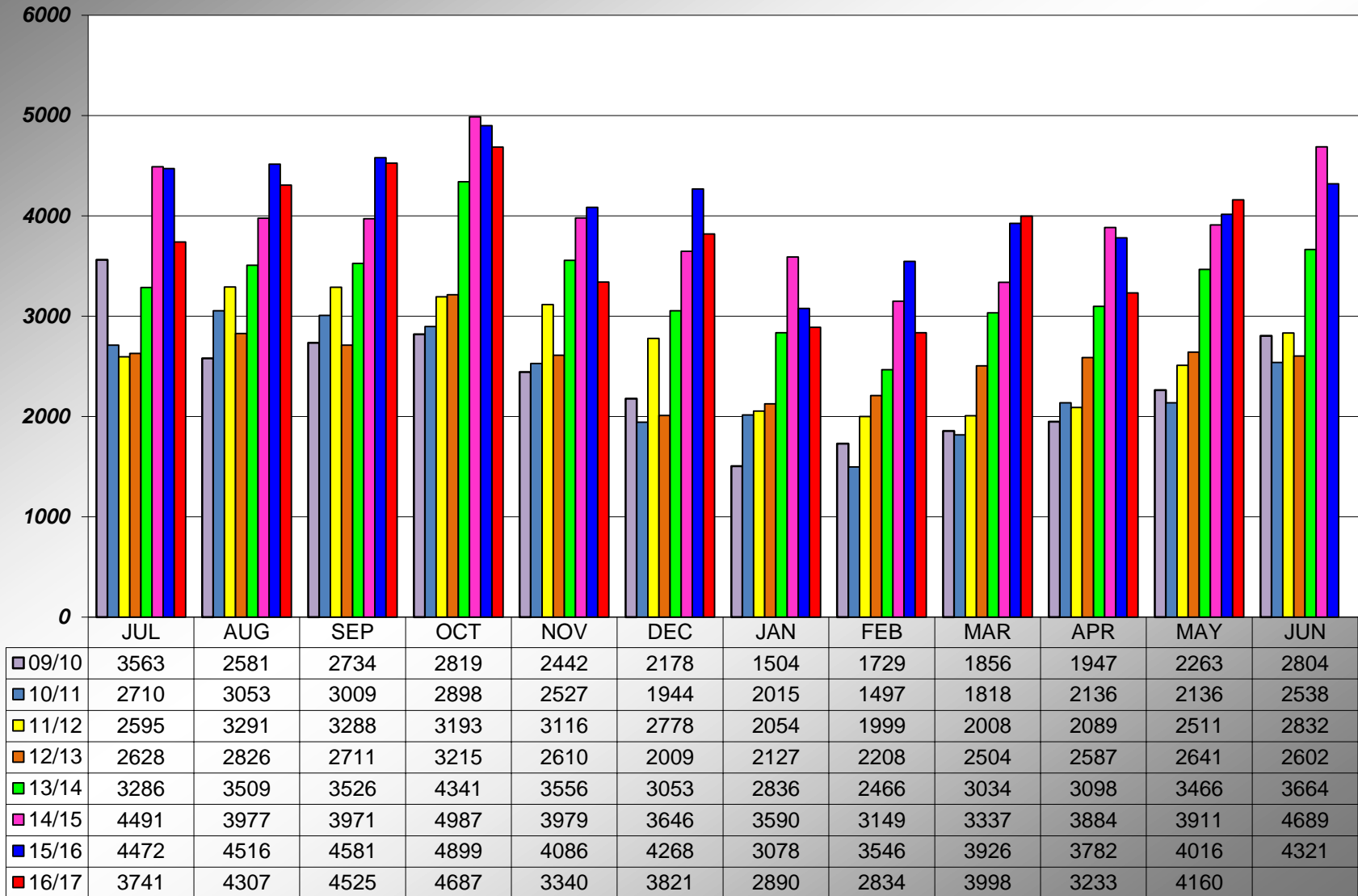


**PLACER COUNTY BUILDING DEPARTMENT
AUBURN - CUMULATIVE mPOWER PERMITS
TAHOE = 0**

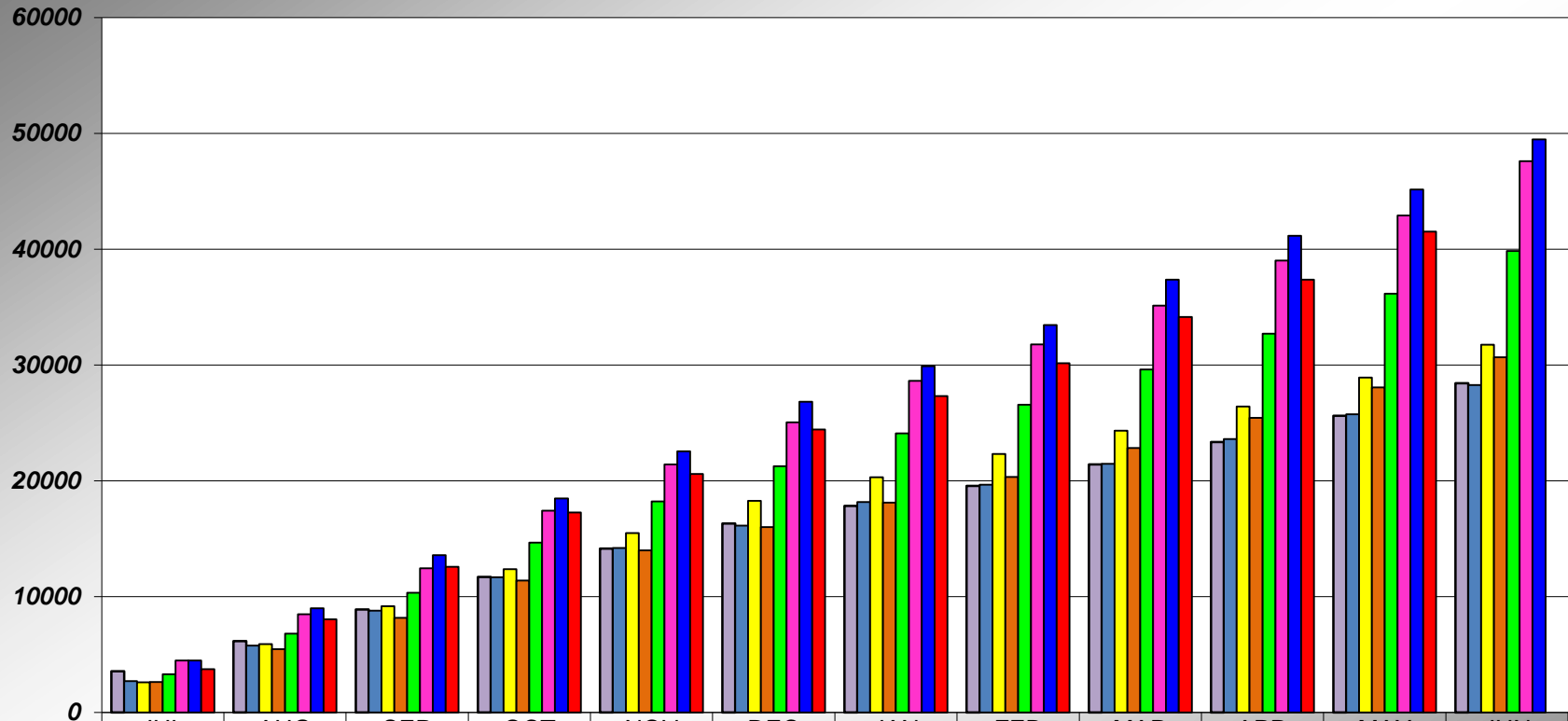


TAHOE = 0

PLACER COUNTY BUILDING DEPARTMENT TOTAL INSPECTIONS PERFORMED

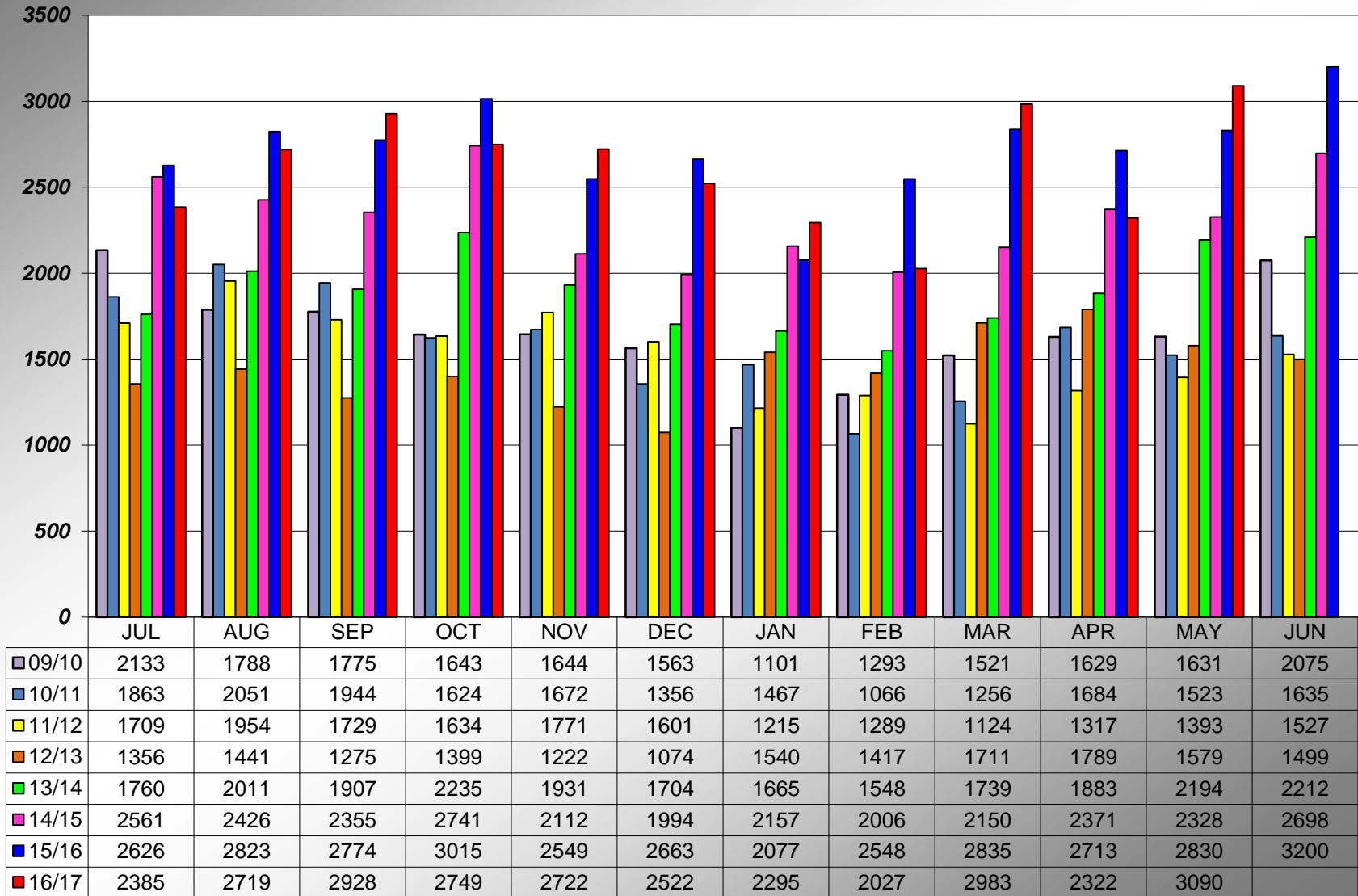


PLACER COUNTY BUILDING DEPARTMENT CUMULATIVE INSPECTIONS PERFORMED

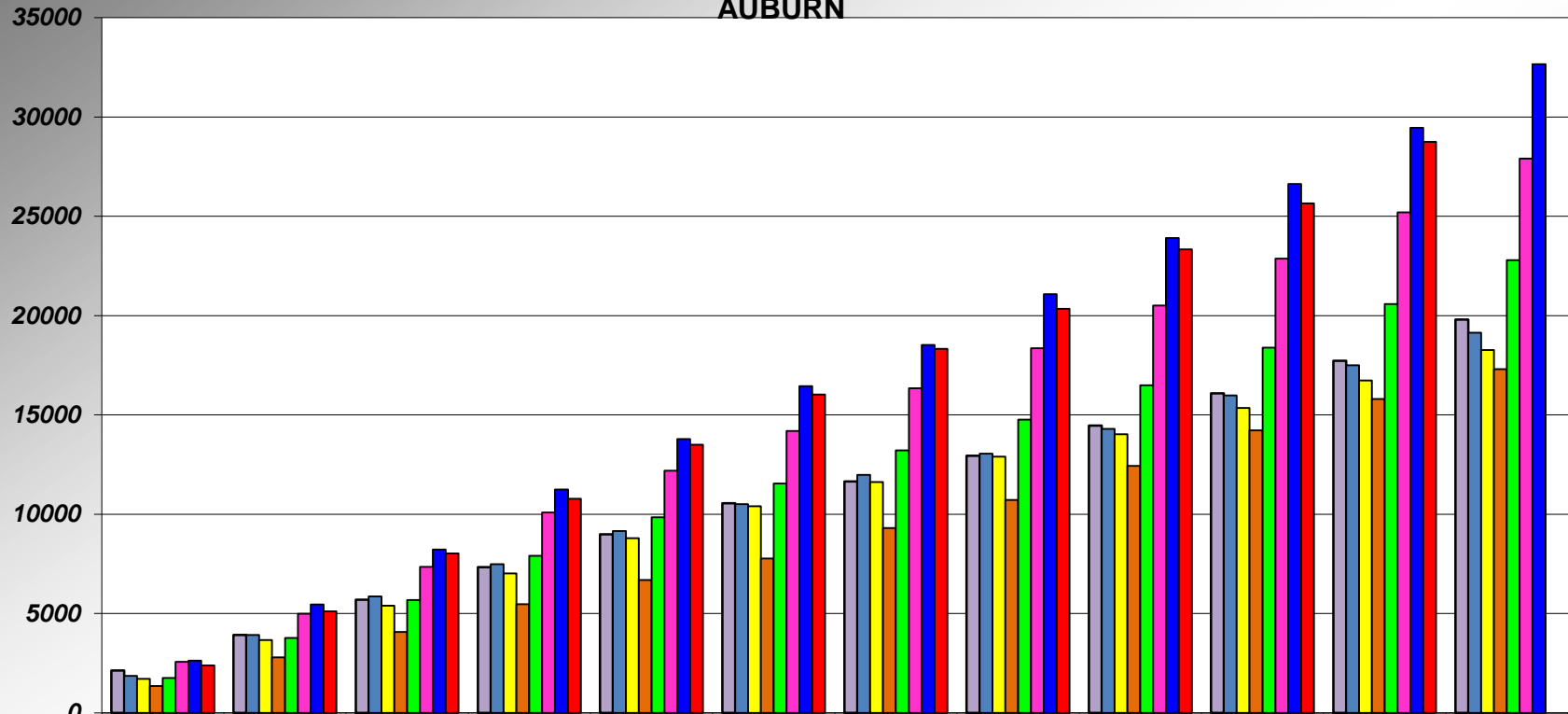


| | JUL | AUG | SEP | OCT | NOV | DEC | JAN | FEB | MAR | APR | MAY | JUN |
|-------|------|------|-------|-------|-------|-------|-------|-------|-------|-------|-------|-------|
| 09/10 | 3563 | 6144 | 8878 | 11697 | 14139 | 16317 | 17821 | 19550 | 21406 | 23353 | 25616 | 28420 |
| 10/11 | 2710 | 5763 | 8772 | 11670 | 14197 | 16141 | 18156 | 19653 | 21471 | 23607 | 25743 | 28281 |
| 11/12 | 2595 | 5886 | 9174 | 12367 | 15483 | 18261 | 20315 | 22314 | 24322 | 26411 | 28922 | 31754 |
| 12/13 | 2628 | 5454 | 8165 | 11380 | 13990 | 15999 | 18126 | 20334 | 22838 | 25425 | 28066 | 30668 |
| 13/14 | 3286 | 6795 | 10321 | 14662 | 18218 | 21271 | 24107 | 26573 | 29607 | 32705 | 36171 | 39835 |
| 14/15 | 4491 | 8468 | 12439 | 17426 | 21405 | 25051 | 28641 | 31790 | 35127 | 39011 | 42922 | 47611 |
| 15/16 | 4472 | 8988 | 13569 | 18468 | 22554 | 26822 | 29900 | 33446 | 37372 | 41154 | 45170 | 49491 |
| 16/17 | 3741 | 8048 | 12573 | 17260 | 20600 | 24421 | 27311 | 30145 | 34143 | 37376 | 41536 | |

PLACER COUNTY BUILDING DEPARTMENT AUBURN - INSPECTIONS PERFORMED

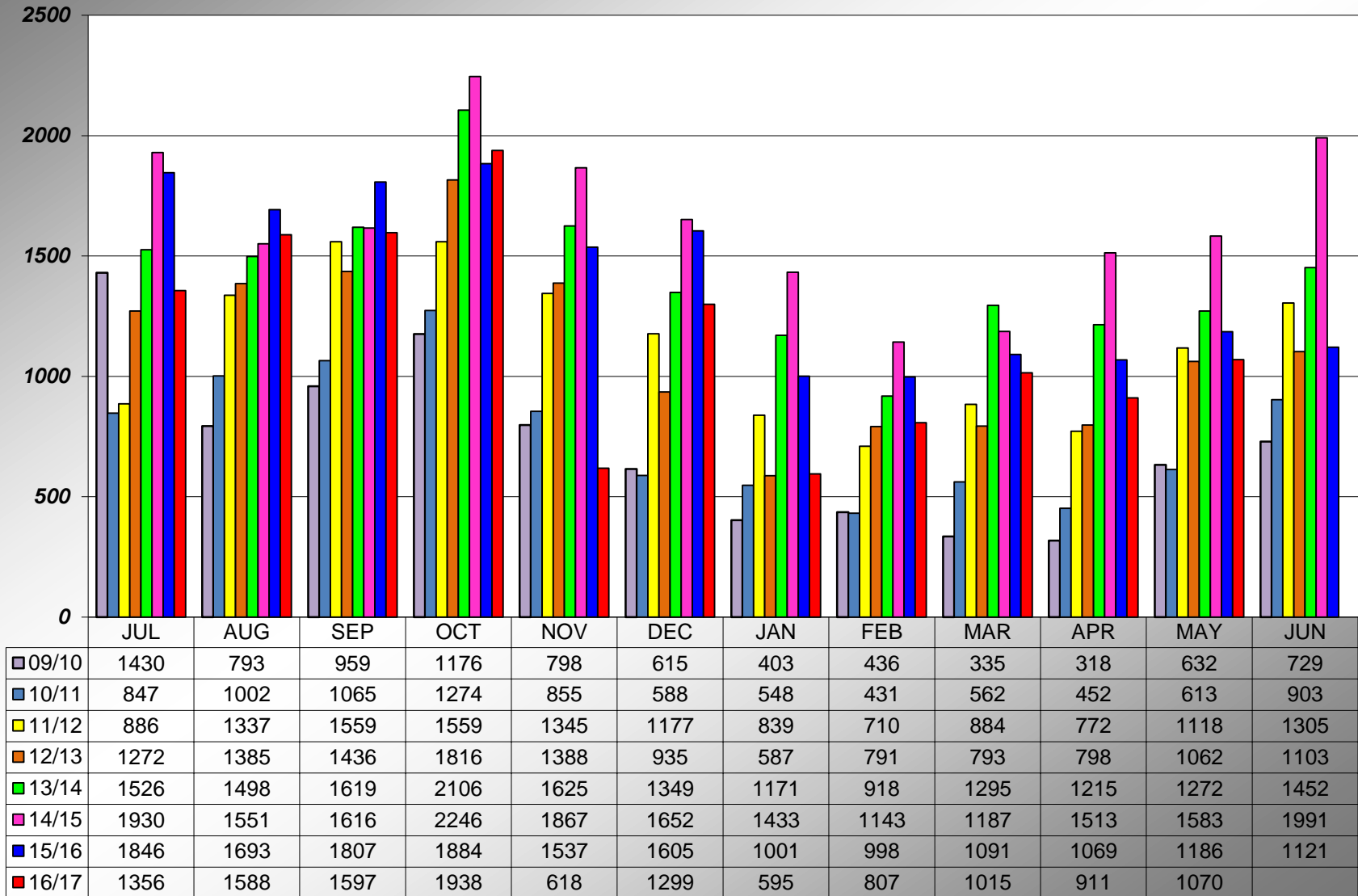


**PLACER COUNTY BUILDING DEPARTMENT
CUMULATIVE INSPECTIONS PERFORMED
AUBURN**

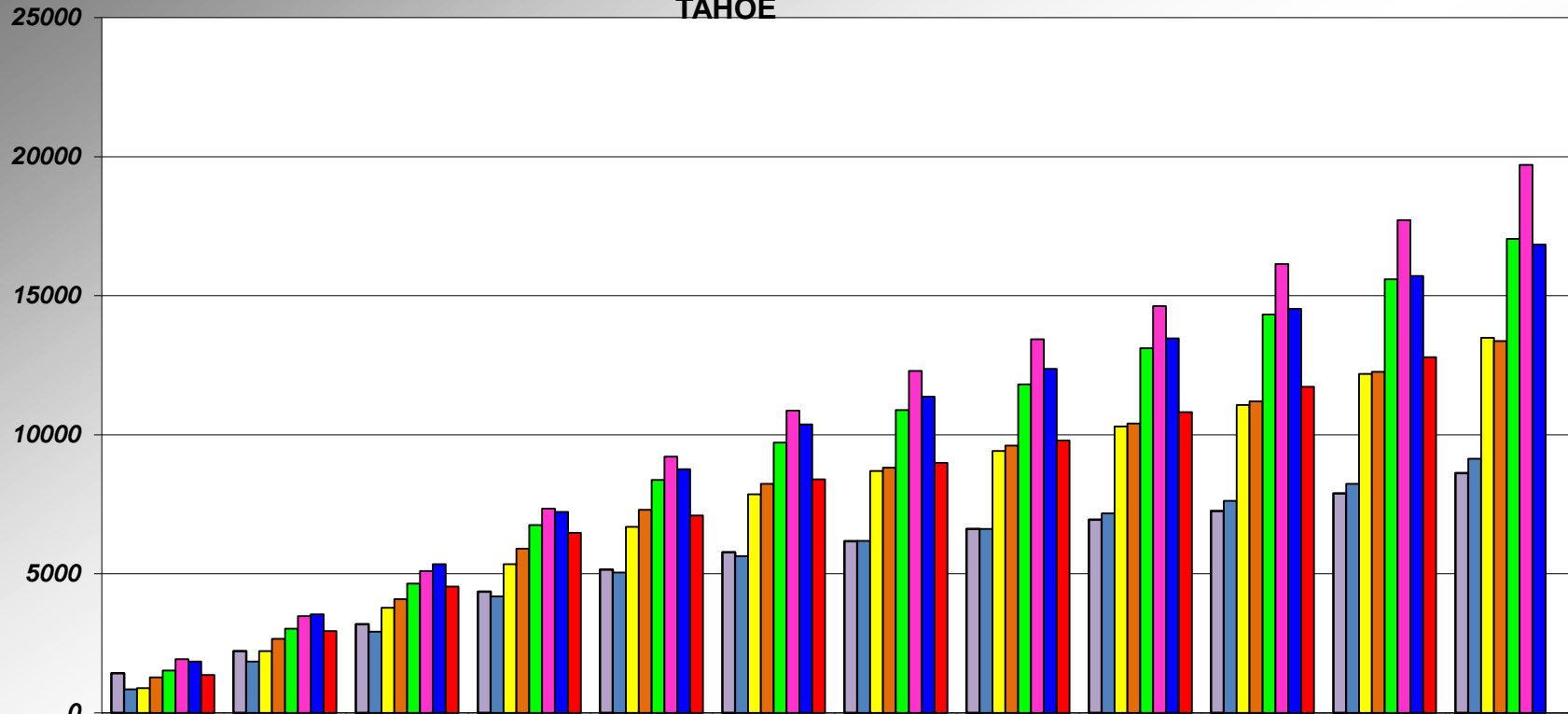


| | JUL | AUG | SEP | OCT | NOV | DEC | JAN | FEB | MAR | APR | MAY | JUN |
|-------|------|------|------|-------|-------|-------|-------|-------|-------|-------|-------|-------|
| 09/10 | 2133 | 3921 | 5696 | 7339 | 8983 | 10546 | 11647 | 12940 | 14461 | 16090 | 17721 | 19796 |
| 10/11 | 1863 | 3914 | 5858 | 7482 | 9154 | 10510 | 11977 | 13043 | 14299 | 15983 | 17506 | 19141 |
| 11/12 | 1709 | 3663 | 5392 | 7026 | 8797 | 10398 | 11613 | 12902 | 14026 | 15343 | 16736 | 18263 |
| 12/13 | 1356 | 2797 | 4072 | 5471 | 6693 | 7767 | 9307 | 10724 | 12435 | 14224 | 15803 | 17302 |
| 13/14 | 1760 | 3771 | 5678 | 7913 | 9844 | 11548 | 13213 | 14761 | 16500 | 18383 | 20577 | 22789 |
| 14/15 | 2561 | 4987 | 7342 | 10083 | 12195 | 14189 | 16346 | 18352 | 20502 | 22873 | 25201 | 27899 |
| 15/16 | 2626 | 5449 | 8223 | 11238 | 13787 | 16450 | 18527 | 21075 | 23910 | 26623 | 29453 | 32653 |
| 16/17 | 2385 | 5104 | 8032 | 10781 | 13503 | 16025 | 18320 | 20347 | 23330 | 25652 | 28742 | |

PLACER COUNTY BUILDING DEPARTMENT TAHOE - INSPECTIONS PERFORMED

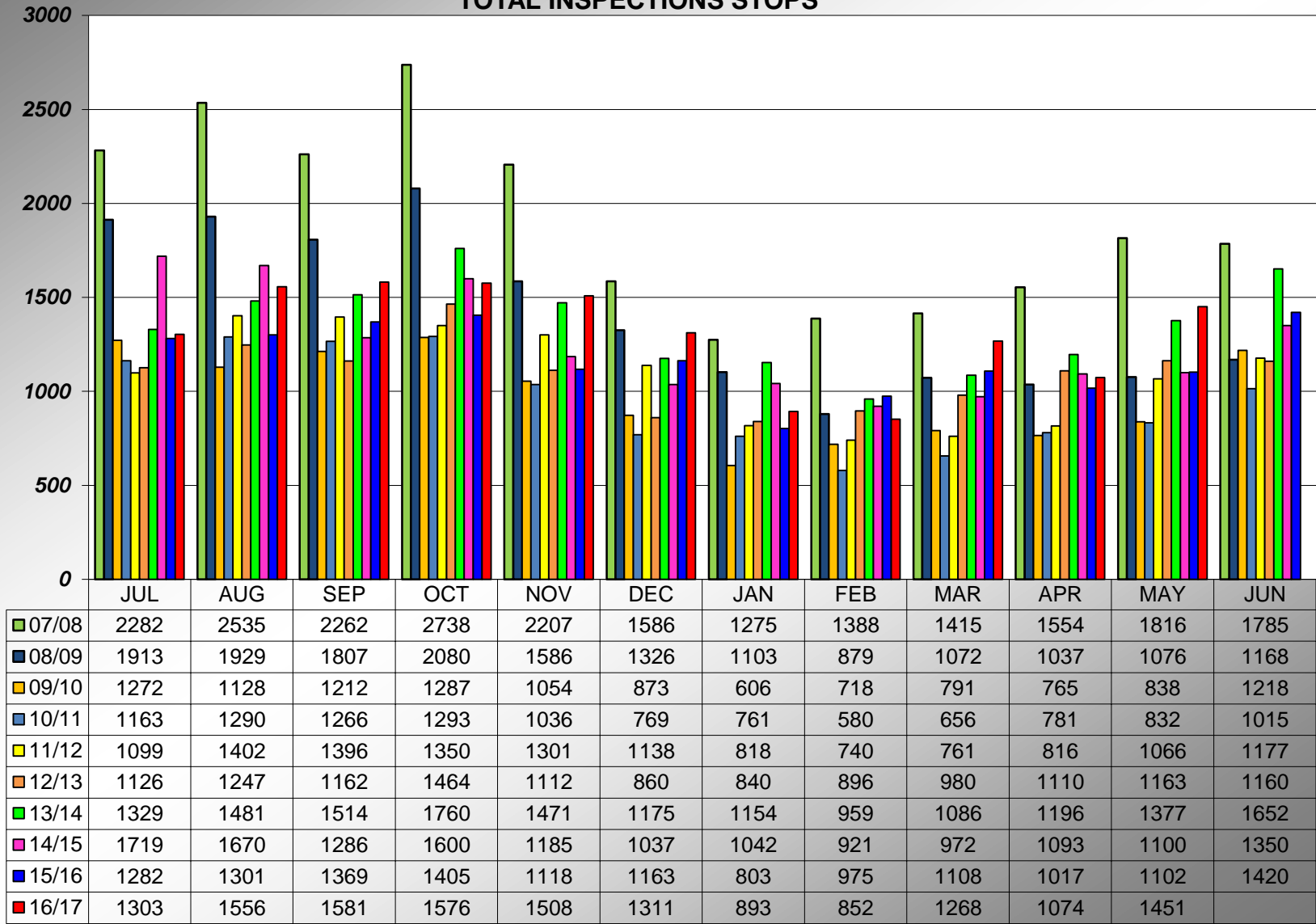


**PLACER COUNTY BUILDING DEPARTMENT
CUMULATIVE INSPECTIONS PERFORMED
TAHOE**

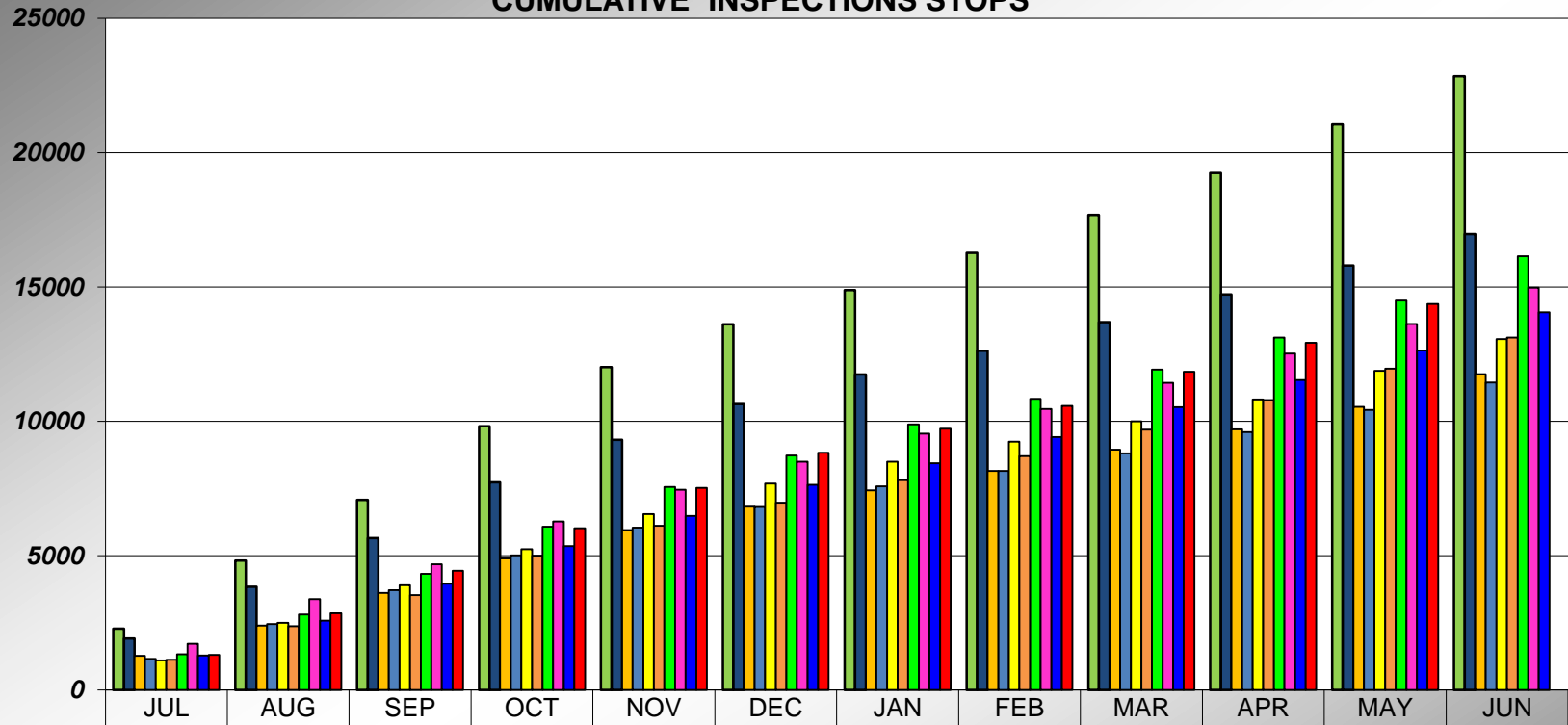


| | JUL | AUG | SEP | OCT | NOV | DEC | JAN | FEB | MAR | APR | MAY | JUN |
|-------|------|------|------|------|------|-------|-------|-------|-------|-------|-------|-------|
| 09/10 | 1430 | 2223 | 3182 | 4358 | 5156 | 5771 | 6174 | 6610 | 6945 | 7263 | 7895 | 8624 |
| 10/11 | 847 | 1849 | 2914 | 4188 | 5043 | 5631 | 6179 | 6610 | 7172 | 7624 | 8237 | 9140 |
| 11/12 | 886 | 2223 | 3782 | 5341 | 6686 | 7863 | 8702 | 9412 | 10296 | 11068 | 12186 | 13491 |
| 12/13 | 1272 | 2657 | 4093 | 5909 | 7297 | 8232 | 8819 | 9610 | 10403 | 11201 | 12263 | 13366 |
| 13/14 | 1526 | 3024 | 4643 | 6749 | 8374 | 9723 | 10894 | 11812 | 13107 | 14322 | 15594 | 17046 |
| 14/15 | 1930 | 3481 | 5097 | 7343 | 9210 | 10862 | 12295 | 13438 | 14625 | 16138 | 17721 | 19712 |
| 15/16 | 1846 | 3539 | 5346 | 7230 | 8767 | 10372 | 11373 | 12371 | 13462 | 14531 | 15717 | 16838 |
| 16/17 | 1356 | 2944 | 4541 | 6479 | 7097 | 8396 | 8991 | 9798 | 10813 | 11724 | 12794 | |

PLACER COUNTY BUILDING DEPARTMENT TOTAL INSPECTIONS STOPS

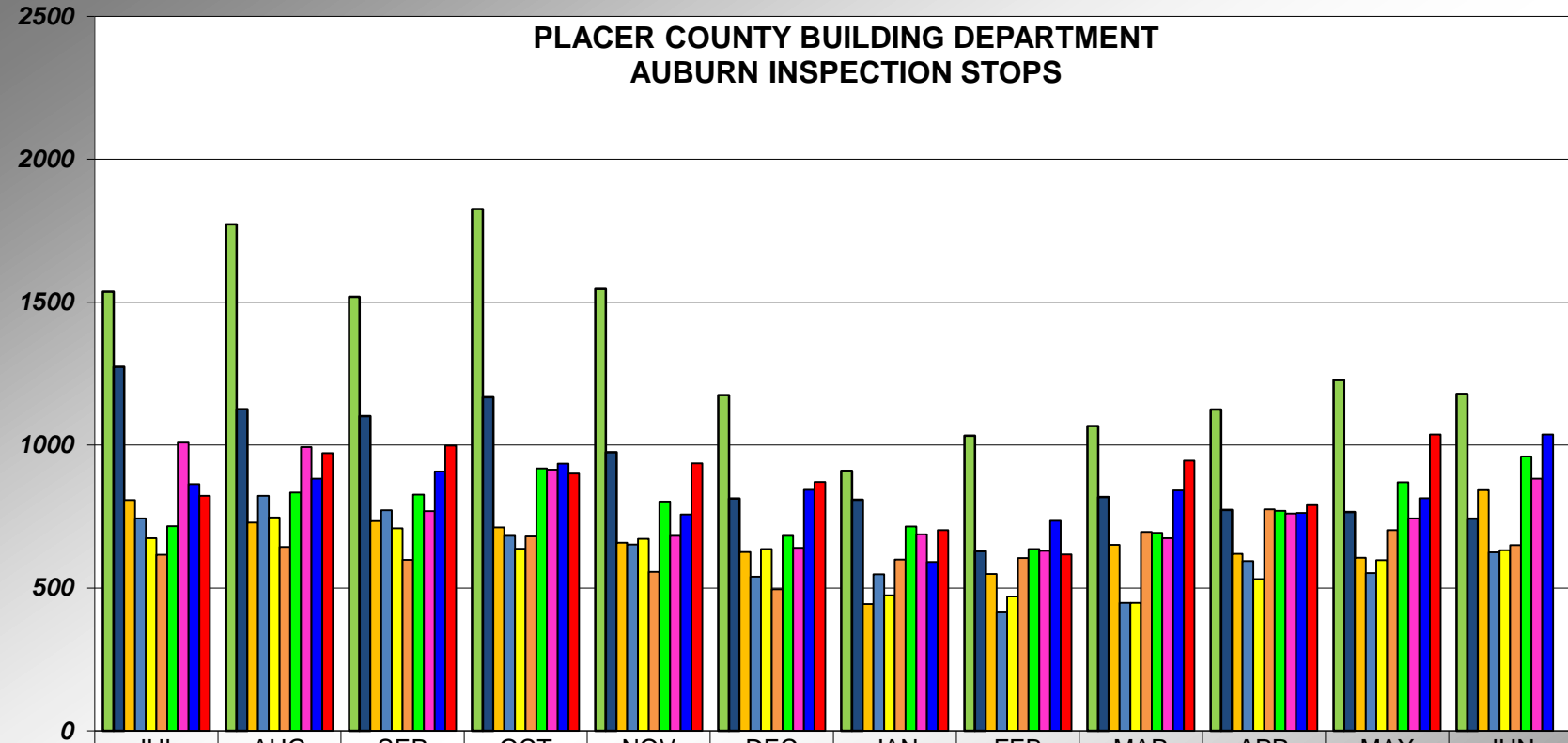


PLACER COUNTY BUILDING DEPARTMENT CUMULATIVE INSPECTIONS STOPS



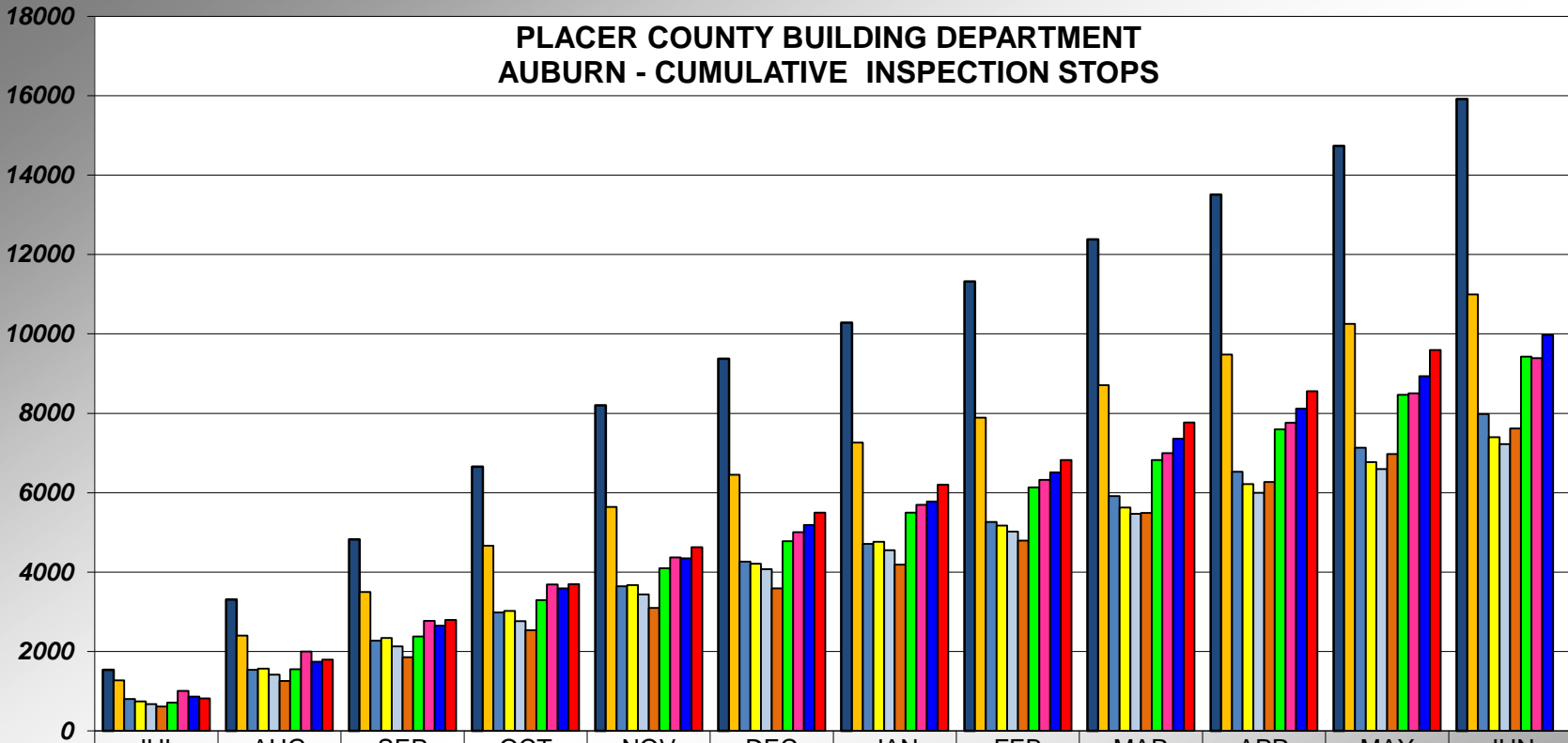
| | JUL | AUG | SEP | OCT | NOV | DEC | JAN | FEB | MAR | APR | MAY | JUN |
|-------|------|------|------|------|-------|-------|-------|-------|-------|-------|-------|-------|
| 07/08 | 2282 | 4817 | 7079 | 9817 | 12024 | 13610 | 14885 | 16273 | 17688 | 19242 | 21058 | 22843 |
| 08/09 | 1913 | 3842 | 5649 | 7729 | 9315 | 10641 | 11744 | 12623 | 13695 | 14732 | 15808 | 16976 |
| 09/10 | 1272 | 2400 | 3612 | 4899 | 5953 | 6826 | 7432 | 8150 | 8941 | 9706 | 10544 | 11762 |
| 10/11 | 1163 | 2453 | 3719 | 5012 | 6048 | 6817 | 7578 | 8158 | 8814 | 9595 | 10427 | 11442 |
| 11/12 | 1099 | 2501 | 3897 | 5247 | 6548 | 7686 | 8504 | 9244 | 10005 | 10821 | 11887 | 13064 |
| 12/13 | 1126 | 2373 | 3535 | 4999 | 6111 | 6971 | 7811 | 8707 | 9687 | 10797 | 11960 | 13120 |
| 13/14 | 1329 | 2810 | 4324 | 6084 | 7555 | 8730 | 9884 | 10843 | 11929 | 13125 | 14502 | 16154 |
| 14/15 | 1719 | 3389 | 4675 | 6275 | 7460 | 8497 | 9539 | 10460 | 11432 | 12525 | 13625 | 14975 |
| 15/16 | 1282 | 2583 | 3952 | 5357 | 6475 | 7638 | 8441 | 9416 | 10524 | 11541 | 12643 | 14063 |
| 16/17 | 1303 | 2859 | 4440 | 6016 | 7524 | 8835 | 9728 | 10580 | 11848 | 12922 | 14373 | |

**PLACER COUNTY BUILDING DEPARTMENT
AUBURN INSPECTION STOPS**



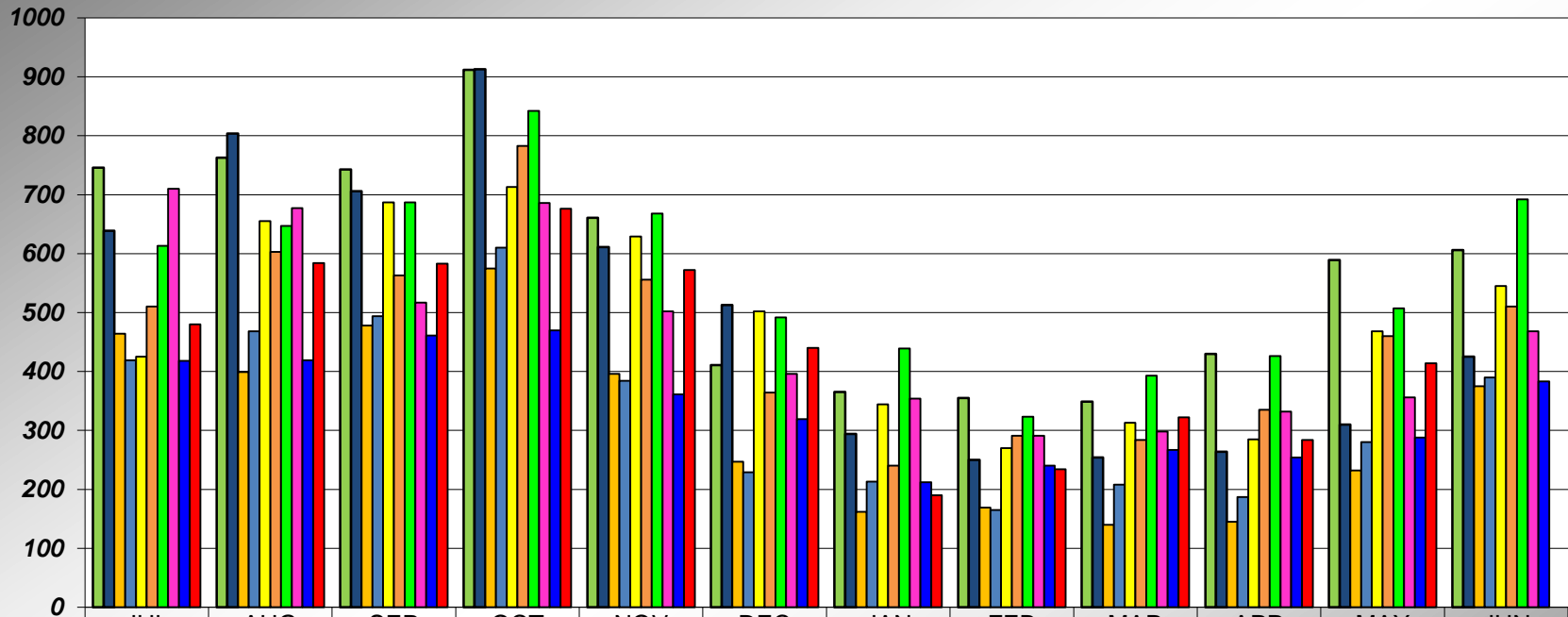
| | JUL | AUG | SEP | OCT | NOV | DEC | JAN | FEB | MAR | APR | MAY | JUN |
|-------|------|------|------|------|------|------|-----|------|------|------|------|------|
| 07/08 | 1536 | 1772 | 1519 | 1826 | 1546 | 1175 | 910 | 1033 | 1066 | 1124 | 1227 | 1179 |
| 08/09 | 1274 | 1125 | 1101 | 1167 | 975 | 813 | 809 | 629 | 818 | 773 | 766 | 743 |
| 09/10 | 808 | 729 | 734 | 712 | 658 | 626 | 444 | 549 | 651 | 620 | 606 | 843 |
| 10/11 | 744 | 822 | 772 | 683 | 652 | 540 | 548 | 415 | 448 | 594 | 552 | 625 |
| 11/12 | 674 | 747 | 709 | 637 | 672 | 636 | 474 | 470 | 448 | 531 | 598 | 632 |
| 12/13 | 616 | 644 | 599 | 681 | 556 | 496 | 600 | 605 | 696 | 775 | 703 | 650 |
| 13/14 | 716 | 834 | 827 | 918 | 803 | 683 | 715 | 636 | 693 | 770 | 870 | 960 |
| 14/15 | 1009 | 993 | 769 | 914 | 683 | 641 | 688 | 630 | 674 | 761 | 744 | 882 |
| 15/16 | 864 | 882 | 908 | 935 | 757 | 844 | 591 | 735 | 841 | 763 | 814 | 1037 |
| 16/17 | 823 | 972 | 998 | 900 | 936 | 871 | 703 | 618 | 946 | 790 | 1037 | |

**PLACER COUNTY BUILDING DEPARTMENT
AUBURN - CUMULATIVE INSPECTION STOPS**



| | JUL | AUG | SEP | OCT | NOV | DEC | JAN | FEB | MAR | APR | MAY | JUN |
|---------|------|------|------|------|------|------|-------|-------|-------|-------|-------|-------|
| ■ 07/08 | 1536 | 3308 | 4827 | 6653 | 8199 | 9374 | 10284 | 11317 | 12383 | 13507 | 14734 | 15913 |
| ■ 08/09 | 1274 | 2399 | 3500 | 4667 | 5642 | 6455 | 7264 | 7893 | 8711 | 9484 | 10250 | 10993 |
| ■ 09/10 | 808 | 1537 | 2271 | 2983 | 3641 | 4267 | 4711 | 5260 | 5911 | 6531 | 7137 | 7980 |
| ■ 10/11 | 744 | 1566 | 2338 | 3021 | 3673 | 4213 | 4761 | 5176 | 5624 | 6218 | 6770 | 7395 |
| ■ 11/12 | 674 | 1421 | 2130 | 2767 | 3439 | 4075 | 4549 | 5019 | 5467 | 5998 | 6596 | 7228 |
| ■ 12/13 | 616 | 1260 | 1859 | 2540 | 3096 | 3592 | 4192 | 4797 | 5493 | 6268 | 6971 | 7621 |
| ■ 13/14 | 716 | 1550 | 2377 | 3295 | 4098 | 4781 | 5496 | 6132 | 6825 | 7595 | 8465 | 9425 |
| ■ 14/15 | 1009 | 2002 | 2771 | 3685 | 4368 | 5009 | 5697 | 6327 | 7001 | 7762 | 8506 | 9388 |
| ■ 15/16 | 864 | 1746 | 2654 | 3589 | 4346 | 5190 | 5781 | 6516 | 7357 | 8120 | 8934 | 9971 |
| ■ 16/17 | 823 | 1795 | 2793 | 3693 | 4629 | 5500 | 6203 | 6821 | 7767 | 8557 | 9594 | |

PLACER COUNTY BUILDING DEPARTMENT TAHOE INSPECTION STOPS



| | JUL | AUG | SEP | OCT | NOV | DEC | JAN | FEB | MAR | APR | MAY | JUN |
|-------|-----|-----|-----|-----|-----|-----|-----|-----|-----|-----|-----|-----|
| 07/08 | 746 | 763 | 743 | 912 | 661 | 411 | 365 | 355 | 349 | 430 | 589 | 606 |
| 08/09 | 639 | 804 | 706 | 913 | 611 | 513 | 294 | 250 | 254 | 264 | 310 | 425 |
| 09/10 | 464 | 399 | 478 | 575 | 396 | 247 | 162 | 169 | 140 | 145 | 232 | 375 |
| 10/11 | 419 | 468 | 494 | 610 | 384 | 229 | 213 | 165 | 208 | 187 | 280 | 390 |
| 11/12 | 425 | 655 | 687 | 713 | 629 | 502 | 344 | 270 | 313 | 285 | 468 | 545 |
| 12/13 | 510 | 603 | 563 | 783 | 556 | 364 | 240 | 291 | 284 | 335 | 460 | 510 |
| 13/14 | 613 | 647 | 687 | 842 | 668 | 492 | 439 | 323 | 393 | 426 | 507 | 692 |
| 14/15 | 710 | 677 | 517 | 686 | 502 | 396 | 354 | 291 | 298 | 332 | 356 | 468 |
| 15/16 | 418 | 419 | 461 | 470 | 361 | 319 | 212 | 240 | 267 | 254 | 288 | 383 |
| 16/17 | 480 | 584 | 583 | 676 | 572 | 440 | 190 | 234 | 322 | 284 | 414 | |

PLACER COUNTY BUILDING DEPARTMENT TAHOE CUMULATIVE INSPECTION STOPS

