

# PLACER COUNTY BUILDING DEPARTMENT

## BUILDING PERMIT ACTIVITY REPORT

### JUNE 2017

PERMITS ISSUED	AUBURN OFFICE		TAHOE OFFICE		DEPARTMENT TOTALS		YEAR-TO-DATE TOTALS	
	VALUATION	PERMITS	VALUATION	PERMITS	VALUATION	PERMITS	VALUATION	PERMITS
Single Family Dwelling (as reported to US Census Bureau)	11,419,111	34	6,336,778	12	17,755,889	46	211,210,358	426
Two Family Dwelling							669,020	2
Three & Four Family Dwelling / Condo								
Apartment Buildings								
Hotels Motels							11,672,048	2
Garages, Carports, Shops	186,922	5	32,313	1	219,235	6	4,663,696	93
Other Bldgs, Storage, Sheds, Guest House	801,927	10			801,927	10	7,988,031	123
Add/Alter Bldgs, Deck, Porch, Patio, Covers	3,377,179	39	4,575,195	40	7,952,374	79	60,979,558	867
Moved or Relocated Buildings								
Reroof/Reside	948,670	55	1,315,677	31	2,264,347	86	12,240,741	636
Pools/Spas	4,462,916	20		7	4,462,916	27	13,081,780	254
Retaining Walls, Fences, Misc							3,500	2
Demolitions	N/A	3	N/A	7	N/A	10	N/A	69
Solar-Residential	N/A	79	N/A		N/A	79	N/A	1,020
Manufactured/Mobilehome Installations	N/A	2	N/A		N/A	2	N/A	32
*Miscellaneous Permits	N/A	150	N/A	60	N/A	210	N/A	2,234
<b>SUB-TOTAL RESIDENTIAL:</b>	<b>21,196,725</b>	<b>397</b>	<b>12,259,963</b>	<b>158</b>	<b>33,456,688</b>	<b>555</b>	<b>322,508,732</b>	<b>5,760</b>
Other Non-Housekeeping Shelter							344,630	1
Elderly Resident Care Home							138,995	1
Amusement, Recreational Bldgs							2,371,410	6
Churches/Other Religious Bldgs								
Industrial Buildings							190,902	5
Parking Garages								
Service Station/Repair Garage							45,915	2
Office, Bank, Professional	138,000	1			138,000	1	2,081,044	28
Public Works, Utility								
School/Other Educational Bldgs								
Stores & Customer Services			1,227,304	1	1,227,304	1	3,516,312	33
Other buildings/commercial							5,693,521	26
Signs	22,500	2	5,000	1	27,500	3	293,290	42
Other Commercial Structures	105,000	3	8,000	1	113,000	4	1,765,764	49
Add/Alter bldgs/TI's	44,586	2			44,586	2	2,164,966	39
Solar-Commercial	N/A		N/A		N/A			16
Demolish all other buildings	N/A	1	N/A		N/A	1	N/A	10
<b>SUB-TOTAL NON-RESIDENTIAL:</b>	<b>310,086</b>	<b>9</b>	<b>1,240,304</b>	<b>3</b>	<b>1,550,390</b>	<b>12</b>	<b>18,606,749</b>	<b>258</b>
<b>COMBINED TOTALS (RES/NON-RES:)</b>	<b>21,506,811</b>	<b>406</b>	<b>13,500,267</b>	<b>161</b>	<b>35,007,078</b>	<b>567</b>	<b>341,115,481</b>	<b>6,018</b>
PREVIOUS RUNNING TOTAL:	179,688,615	4,085	126,419,788	1,366	306,108,403	5,451		
<b>RUNNING TOTAL (FISCAL YEAR 16/17)</b>	<b>201,195,426</b>	<b>4,491</b>	<b>139,920,055</b>	<b>1,527</b>	<b>341,115,481</b>	<b>6,018</b>		

\* Miscellaneous permits (non-structural permits) include electrical, plumbing, mechanical/woodstove, setbacks, Special Inspection, solar, abatement, and permit extensions/renewals

**SINGLE FAMILY DWELLING INFORMATION**

**JUNE 2017**

**MONTHLY COMPARISONS**

JUNE 2017		SFD #	SFD VALUATION	Current Valuation % Increase	Current # % Increase	All Permits Valuation	Current Valuation % Increase
FISCAL YEAR							
2014 - 2015		61	29,116,674	-39.02%	-24.59%	42,333,087	-17.31%
2015 - 2016		40	20,683,329	-14.15%	15.00%	37,101,564	-5.65%
2016 - 2017		46	17,755,889	CURRENT	CURRENT	35,007,078	CURRENT

**YEAR-TO-DATE COMPARISONS**

JULY 2016 - JUNE 2017		SFD #	SFD VALUATION	Current Valuation % Increase	Current # % Increase	All Permits Valuation	Current Valuation % Increase
FISCAL YEAR							
2014 - 2015		378	193,748,591	9.01%	12.70%	305,515,032	11.65%
2015 - 2016		412	207,084,523	1.99%	3.40%	352,143,590	-3.13%
2016 - 2017		426	211,210,358	CURRENT	CURRENT	341,115,481	CURRENT

**CONSTRUCTION FEES RECEIVED**

**DISTRIBUTION OF FEES**

	AUBURN OFFICE	TAHOE OFFICE	COMBINED TOTALS
TOTAL CONSTRUCTION FEES	219,858	159,171	379,029
PREVIOUS TOTALS	2,194,670	1,303,362	3,498,032
TOTALS TO DATE	2,414,528	1,462,533	3,877,061

**YEAR-TO-DATE FEE COMPARISONS\***

JULY 2016 - JUNE 2017		AUBURN OFFICE	TAHOE OFFICE	COMBINED TOTALS	Current Revenue % Increase
FISCAL YEAR					
2014 - 2015		2,272,869	1,554,723	3,827,592	1.29%
2015 - 2016		2,267,184	1,489,195	3,756,379	3.21%
2016 - 2017		2,414,528	1,462,533	3,877,061	CURRENT

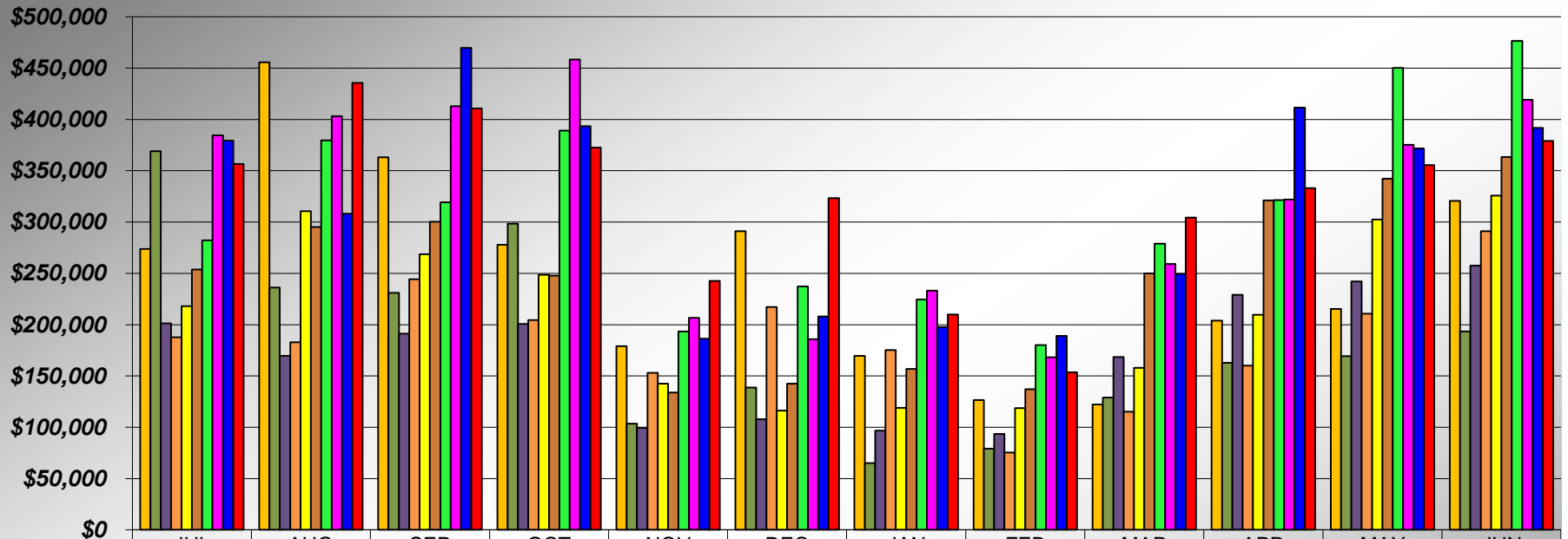
\*Construction Fees Only

**INSPECTION INFORMATION**

**INSPECTIONS - STOPS - MILEAGE**

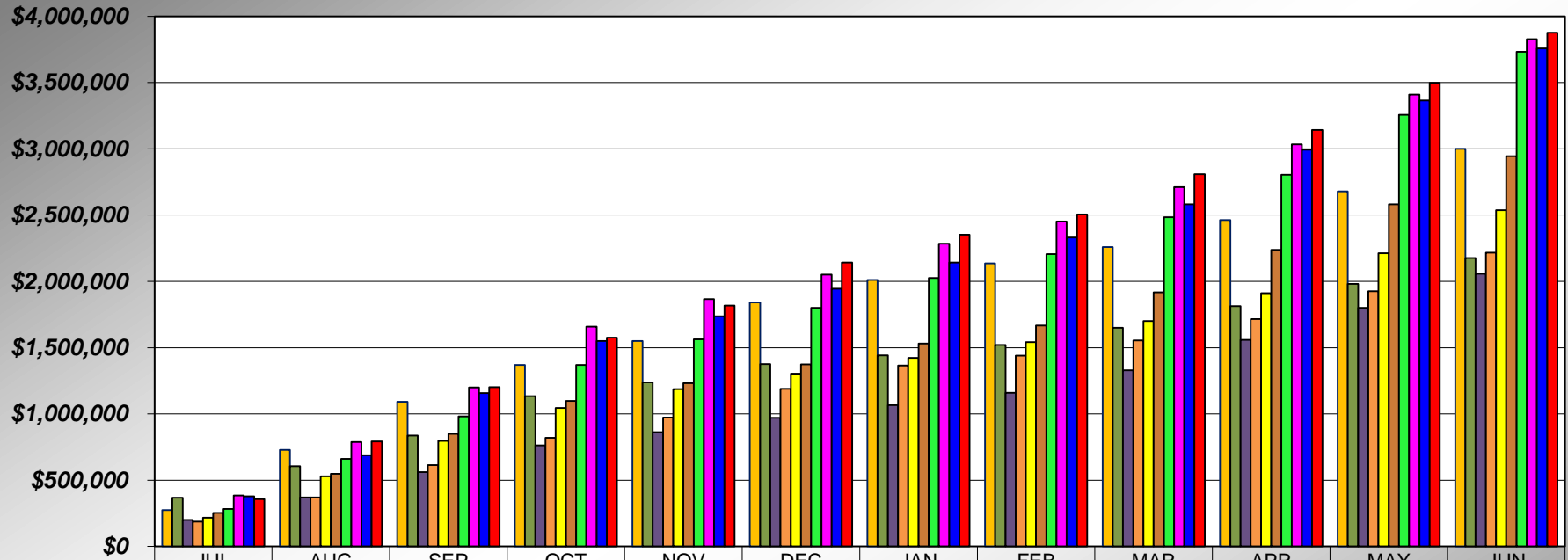
INSPECTIONS - STOPS - MILEAGE	INSPECTION TOTAL	Residential		Non-Residential		TOTAL STOPS	TOTAL MILEAGE	
AUBURN OFFICE	3,192	3,089	103			1,013	5,744	
TAHOE OFFICE	1,585	1,488	97			547	3,618	
<b>SUB-TOTAL</b>	<b>4,777</b>	<b>4,577</b>	<b>200</b>			<b>1,560</b>	<b>9,362</b>	
PREVIOUS TOTAL	41,536	39,002	2,534			14,373	135,739	
<b>TOTALS TO DATE</b>	<b>46,313</b>	<b>43,579</b>	<b>2,734</b>			<b>15,933</b>	<b>145,101</b>	

## PLACER COUNTY BUILDING DEPARTMENT MONTHLY REVENUE



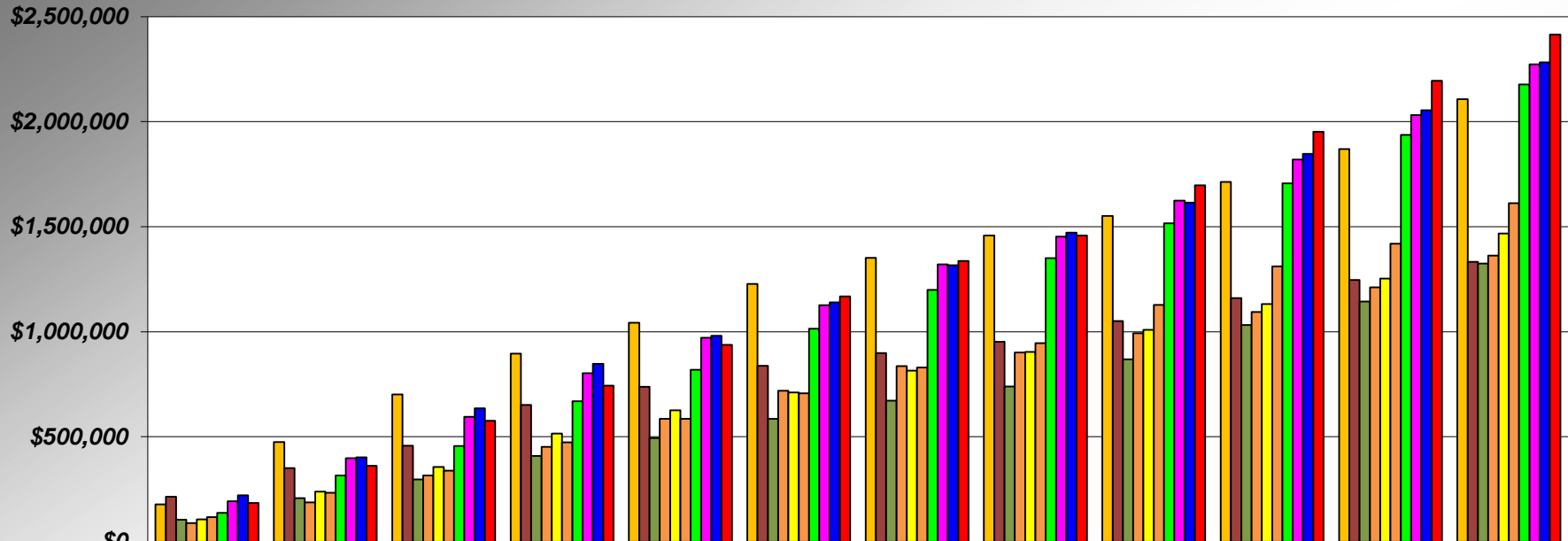
	JUL	AUG	SEP	OCT	NOV	DEC	JAN	FEB	MAR	APR	MAY	JUN
07/08	\$273,732	\$455,671	\$363,189	\$277,948	\$178,994	\$291,092	\$169,620	\$126,423	\$122,251	\$204,000	\$215,261	\$320,641
08/09	\$369,001	\$236,188	\$230,887	\$298,298	\$103,597	\$138,741	\$65,075	\$79,131	\$128,990	\$162,716	\$169,254	\$193,346
09/10	\$201,339	\$169,451	\$191,243	\$200,726	\$99,354	\$107,789	\$96,653	\$93,534	\$168,402	\$229,126	\$242,187	\$257,401
10/11	\$187,620	\$182,865	\$244,135	\$204,458	\$153,006	\$217,237	\$175,172	\$75,489	\$115,190	\$159,987	\$210,727	\$291,089
11/12	\$217,999	\$310,476	\$268,647	\$248,576	\$142,444	\$116,297	\$119,050	\$118,569	\$157,993	\$209,727	\$302,482	\$325,596
12/13	\$253,862	\$295,130	\$300,394	\$247,742	\$133,867	\$142,559	\$156,781	\$137,189	\$249,842	\$321,031	\$342,371	\$363,424
13/14	\$282,126	\$379,529	\$319,308	\$388,936	\$193,391	\$237,149	\$224,408	\$180,015	\$279,028	\$321,312	\$450,310	\$476,582
14/15	\$384,353	\$403,015	\$412,906	\$458,423	\$206,566	\$185,751	\$233,149	\$168,094	\$259,156	\$321,885	\$375,234	\$419,061
15/16	\$379,395	\$308,264	\$469,795	\$393,339	\$186,253	\$207,979	\$197,751	\$189,096	\$249,451	\$411,592	\$371,789	\$391,675
16/17	\$356,466	\$435,675	\$410,713	\$372,537	\$242,593	\$323,395	\$209,831	\$153,666	\$304,428	\$333,131	\$355,598	\$379,029

## PLACER COUNTY BUILDING DEPARTMENT CUMULATIVE REVENUE



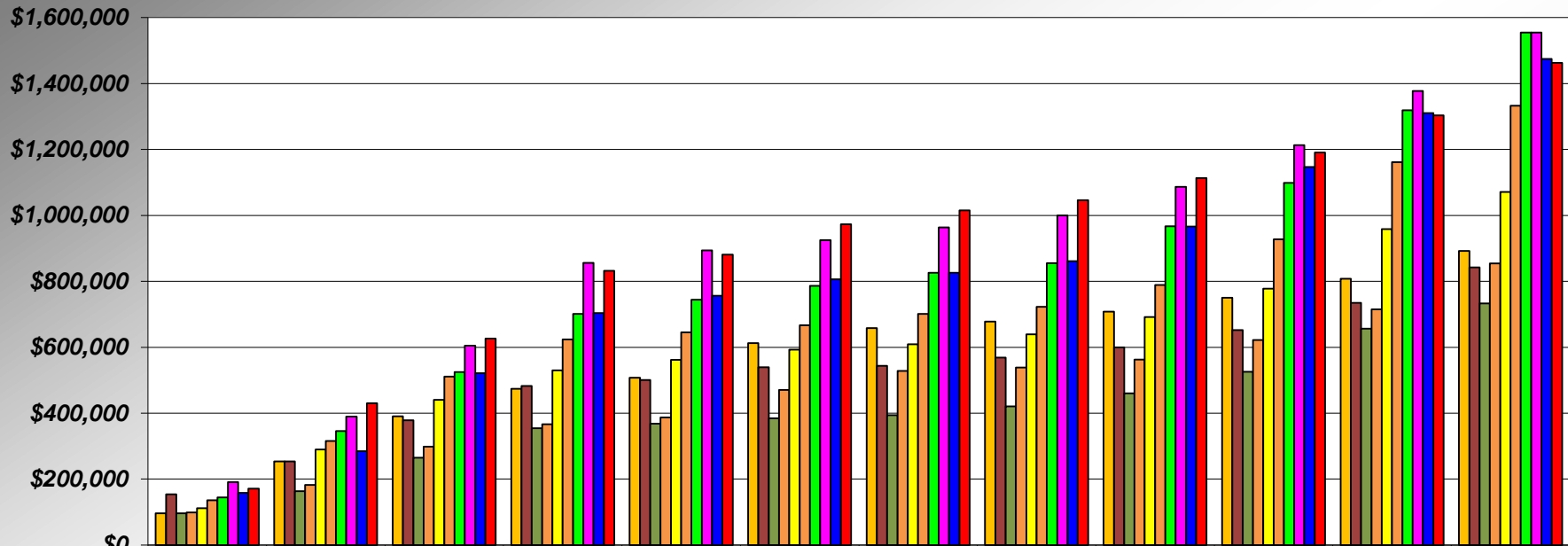
	JUL	AUG	SEP	OCT	NOV	DEC	JAN	FEB	MAR	APR	MAY	JUN
07/08	\$273,732	\$729,403	\$1,092,592	\$1,370,539	\$1,549,533	\$1,840,626	\$2,010,245	\$2,136,669	\$2,258,920	\$2,462,920	\$2,678,181	\$2,998,822
08/09	\$369,001	\$605,190	\$836,076	\$1,134,374	\$1,237,971	\$1,376,712	\$1,441,787	\$1,520,918	\$1,649,908	\$1,812,624	\$1,981,878	\$2,175,224
09/10	\$201,339	\$370,790	\$562,033	\$762,759	\$862,113	\$969,902	\$1,066,555	\$1,160,088	\$1,328,490	\$1,557,616	\$1,799,803	\$2,057,204
10/11	\$187,620	\$370,485	\$614,620	\$819,077	\$972,083	\$1,189,320	\$1,364,493	\$1,439,982	\$1,555,172	\$1,715,159	\$1,925,886	\$2,216,975
11/12	\$217,999	\$528,475	\$797,122	\$1,045,698	\$1,188,141	\$1,304,439	\$1,423,489	\$1,542,058	\$1,700,050	\$1,909,777	\$2,212,259	\$2,537,855
12/13	\$253,862	\$548,992	\$849,387	\$1,097,128	\$1,230,995	\$1,373,553	\$1,530,334	\$1,667,523	\$1,917,366	\$2,238,396	\$2,580,767	\$2,944,191
13/14	\$282,126	\$661,655	\$980,963	\$1,369,899	\$1,563,290	\$1,800,439	\$2,024,847	\$2,204,862	\$2,483,890	\$2,805,202	\$3,255,512	\$3,732,094
14/15	\$384,353	\$787,368	\$1,200,274	\$1,658,697	\$1,865,262	\$2,051,013	\$2,284,162	\$2,452,256	\$2,711,412	\$3,033,297	\$3,408,531	\$3,827,592
15/16	\$379,395	\$687,658	\$1,157,454	\$1,550,793	\$1,737,046	\$1,945,025	\$2,142,776	\$2,331,872	\$2,581,323	\$2,992,915	\$3,364,704	\$3,756,379
16/17	\$356,466	\$792,141	\$1,202,854	\$1,575,391	\$1,817,983	\$2,141,378	\$2,351,209	\$2,504,876	\$2,809,303	\$3,142,434	\$3,498,032	\$3,877,061

## PLACER COUNTY BUILDING DEPARTMENT AUBURN - CUMULATIVE REVENUE



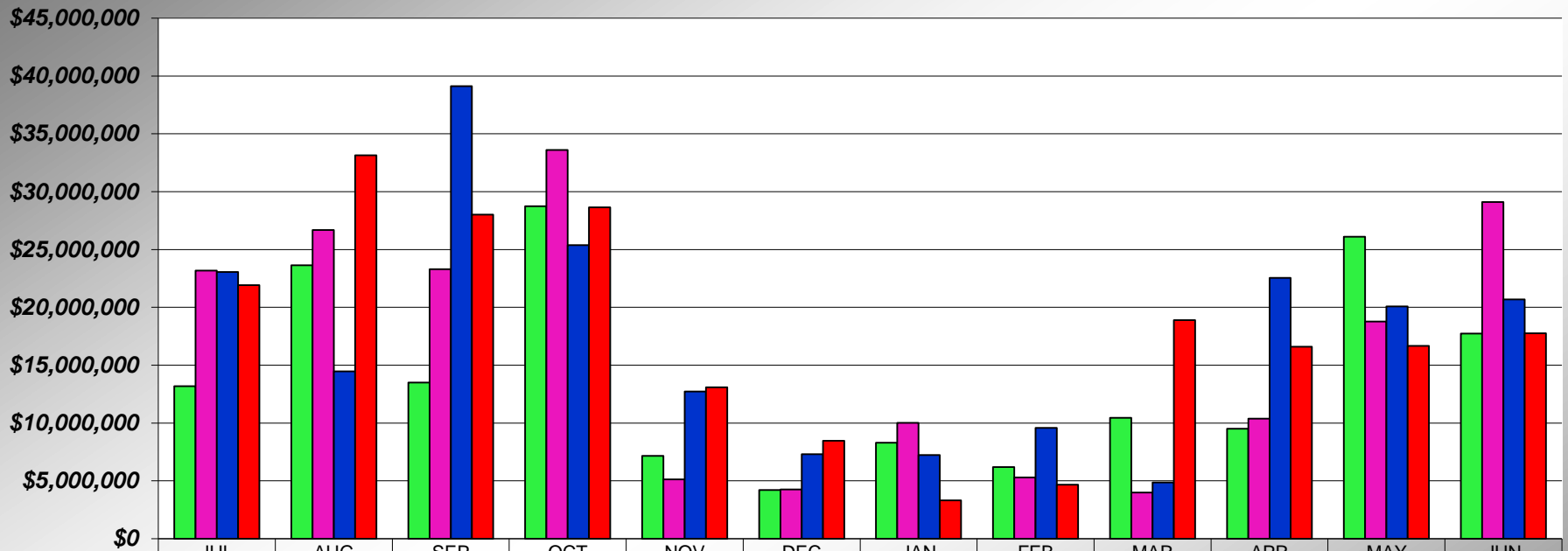
	JUL	AUG	SEP	OCT	NOV	DEC	JAN	FEB	MAR	APR	MAY	JUN
07/08	\$177,613	\$475,444	\$701,911	\$896,312	\$1,042,429	\$1,227,826	\$1,351,884	\$1,458,552	\$1,551,126	\$1,712,902	\$1,870,103	\$2,106,455
08/09	\$215,025	\$351,211	\$457,588	\$652,005	\$737,645	\$837,183	\$898,214	\$951,983	\$1,050,735	\$1,160,271	\$1,246,908	\$1,332,726
09/10	\$105,018	\$207,405	\$296,981	\$408,602	\$494,005	\$585,704	\$672,461	\$739,067	\$868,595	\$1,032,054	\$1,143,549	\$1,324,629
10/11	\$88,847	\$188,144	\$316,508	\$452,336	\$585,351	\$718,773	\$836,131	\$901,427	\$992,451	\$1,093,630	\$1,211,017	\$1,362,779
11/12	\$106,427	\$238,553	\$356,683	\$516,049	\$626,197	\$711,470	\$814,648	\$903,333	\$1,008,815	\$1,131,746	\$1,253,618	\$1,467,239
12/13	\$117,607	\$233,523	\$338,369	\$473,163	\$585,524	\$706,588	\$829,207	\$945,210	\$1,128,155	\$1,310,784	\$1,419,212	\$1,611,354
13/14	\$137,344	\$315,835	\$455,842	\$668,589	\$819,327	\$1,014,447	\$1,198,832	\$1,350,076	\$1,516,744	\$1,706,587	\$1,936,625	\$2,177,483
14/15	\$193,151	\$398,001	\$595,448	\$802,812	\$971,534	\$1,126,313	\$1,320,430	\$1,452,626	\$1,624,502	\$1,819,932	\$2,030,926	\$2,272,870
15/16	\$221,065	\$402,730	\$636,033	\$847,102	\$980,849	\$1,139,366	\$1,316,987	\$1,471,106	\$1,615,205	\$1,846,318	\$2,054,912	\$2,282,185
16/17	\$185,179	\$361,737	\$576,672	\$743,537	\$937,130	\$1,168,089	\$1,336,516	\$1,458,787	\$1,696,503	\$1,952,134	\$2,194,670	\$2,414,528

## PLACER COUNTY BUILDING DEPARTMENT TAHOE - CUMULATIVE REVENUE



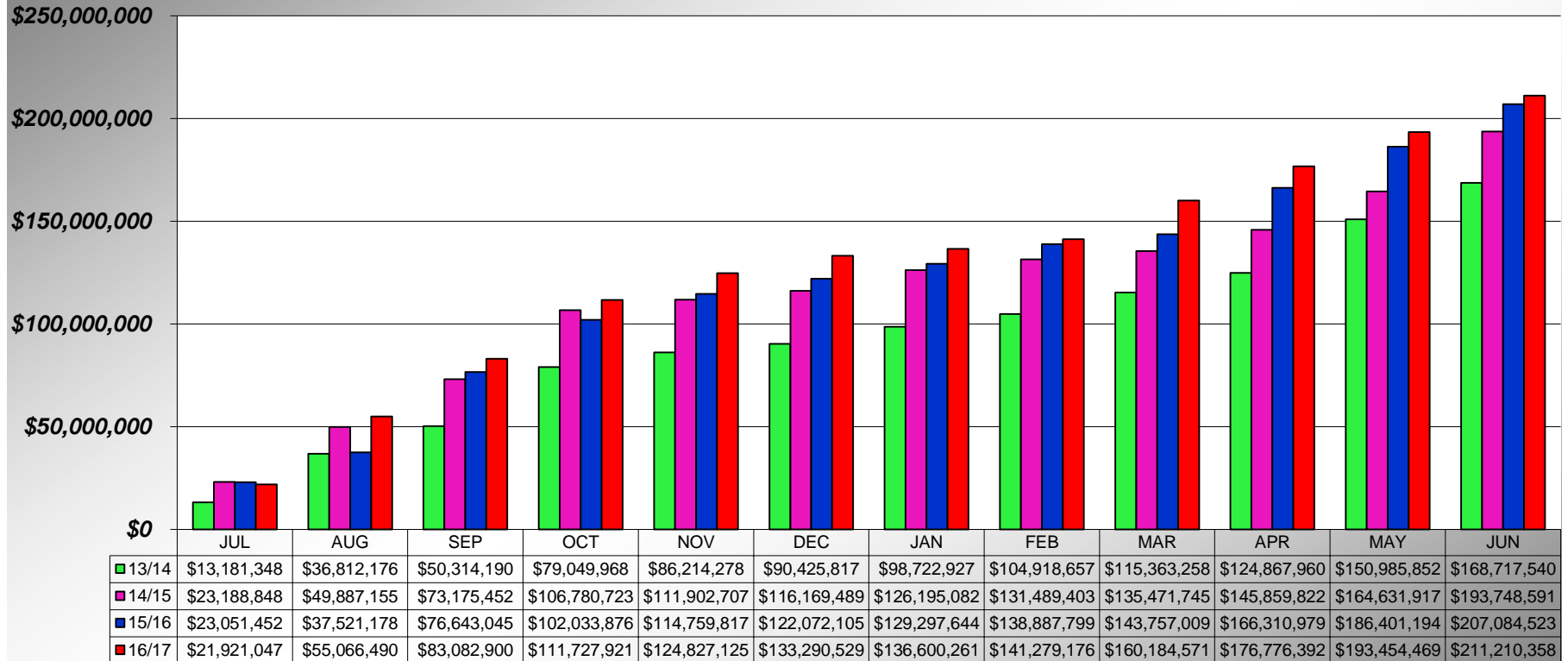
	JUL	AUG	SEP	OCT	NOV	DEC	JAN	FEB	MAR	APR	MAY	JUN
07/08	\$96,119	\$253,959	\$390,681	\$474,227	\$507,105	\$612,800	\$658,362	\$678,117	\$707,794	\$750,018	\$808,078	\$892,367
08/09	\$153,976	\$253,978	\$378,488	\$482,369	\$500,325	\$539,529	\$543,573	\$568,935	\$599,174	\$652,353	\$734,970	\$842,498
09/10	\$96,320	\$163,385	\$265,052	\$354,158	\$368,108	\$384,198	\$394,094	\$421,021	\$459,894	\$525,562	\$656,255	\$732,575
10/11	\$98,773	\$182,341	\$298,112	\$366,742	\$386,732	\$470,547	\$528,362	\$538,555	\$562,721	\$621,528	\$714,869	\$854,196
11/12	\$111,571	\$289,922	\$440,439	\$529,648	\$561,945	\$592,969	\$608,841	\$638,725	\$691,235	\$778,032	\$958,642	\$1,070,617
12/13	\$136,255	\$315,469	\$511,018	\$623,965	\$645,471	\$666,965	\$701,127	\$722,313	\$789,211	\$927,612	\$1,161,556	\$1,332,837
13/14	\$144,782	\$345,820	\$525,121	\$701,310	\$743,964	\$785,992	\$826,015	\$854,786	\$967,146	\$1,098,615	\$1,318,887	\$1,554,611
14/15	\$191,202	\$389,367	\$604,825	\$855,884	\$893,728	\$924,701	\$963,732	\$999,631	\$1,086,912	\$1,213,366	\$1,377,605	\$1,554,723
15/16	\$158,329	\$284,929	\$521,420	\$703,691	\$756,197	\$805,660	\$825,789	\$860,767	\$966,119	\$1,146,598	\$1,309,793	\$1,474,195
16/17	\$171,287	\$430,404	\$626,182	\$831,853	\$880,853	\$973,289	\$1,014,694	\$1,046,089	\$1,112,800	\$1,190,300	\$1,303,362	\$1,462,533

**PLACER COUNTY BUILDING DEPARTMENT  
SINGLE FAMILY DWELLING  
VALUATION**



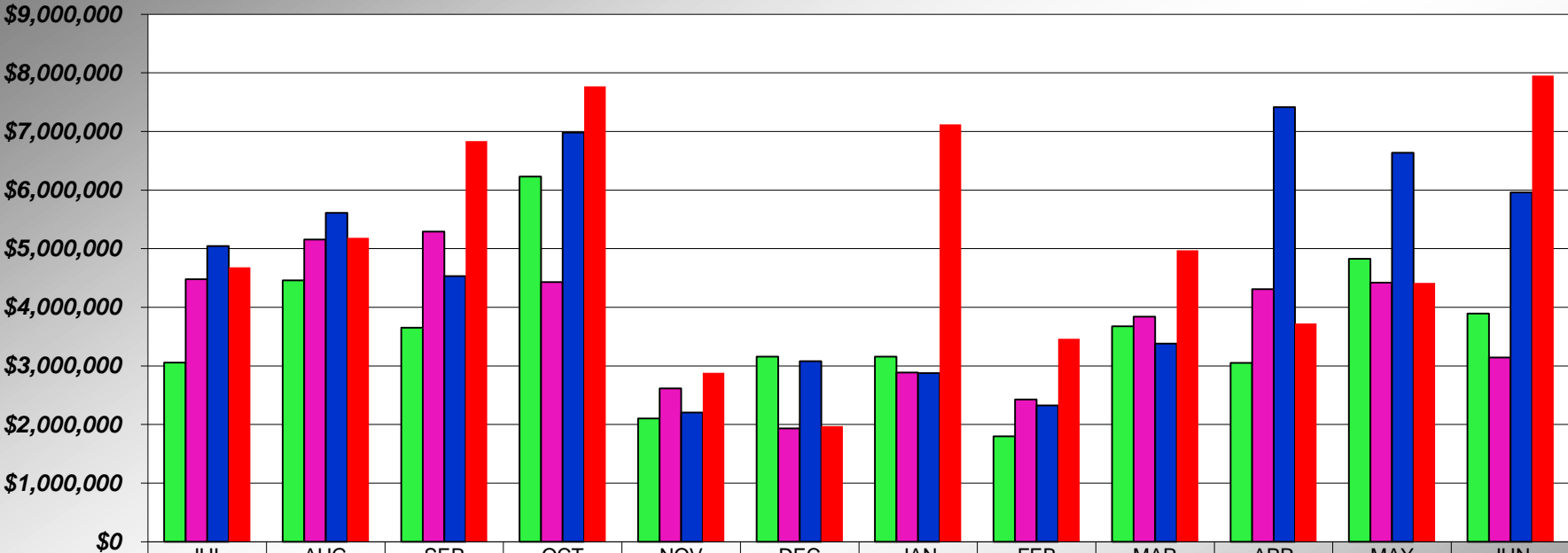
	JUL	AUG	SEP	OCT	NOV	DEC	JAN	FEB	MAR	APR	MAY	JUN
13/14	\$13,181,348	\$23,630,828	\$13,502,014	\$28,735,778	\$7,164,310	\$4,211,539	\$8,297,110	\$6,195,730	\$10,444,601	\$9,504,702	\$26,117,892	\$17,731,688
14/15	\$23,188,848	\$26,698,307	\$23,288,297	\$33,605,271	\$5,121,984	\$4,266,782	\$10,025,593	\$5,294,321	\$3,982,342	\$10,388,077	\$18,772,095	\$29,116,674
15/16	\$23,051,452	\$14,469,726	\$39,121,867	\$25,390,831	\$12,725,941	\$7,312,288	\$7,225,539	\$9,590,155	\$4,869,210	\$22,553,970	\$20,090,215	\$20,683,329
16/17	\$21,921,047	\$33,145,443	\$28,016,410	\$28,645,021	\$13,099,204	\$8,463,404	\$3,309,732	\$4,678,915	\$18,905,395	\$16,591,821	\$16,678,077	\$17,755,889

**PLACER COUNTY BUILDING DEPARTMENT  
SINGLE FAMILY DWELLING  
CUMULATIVE VALUATION**



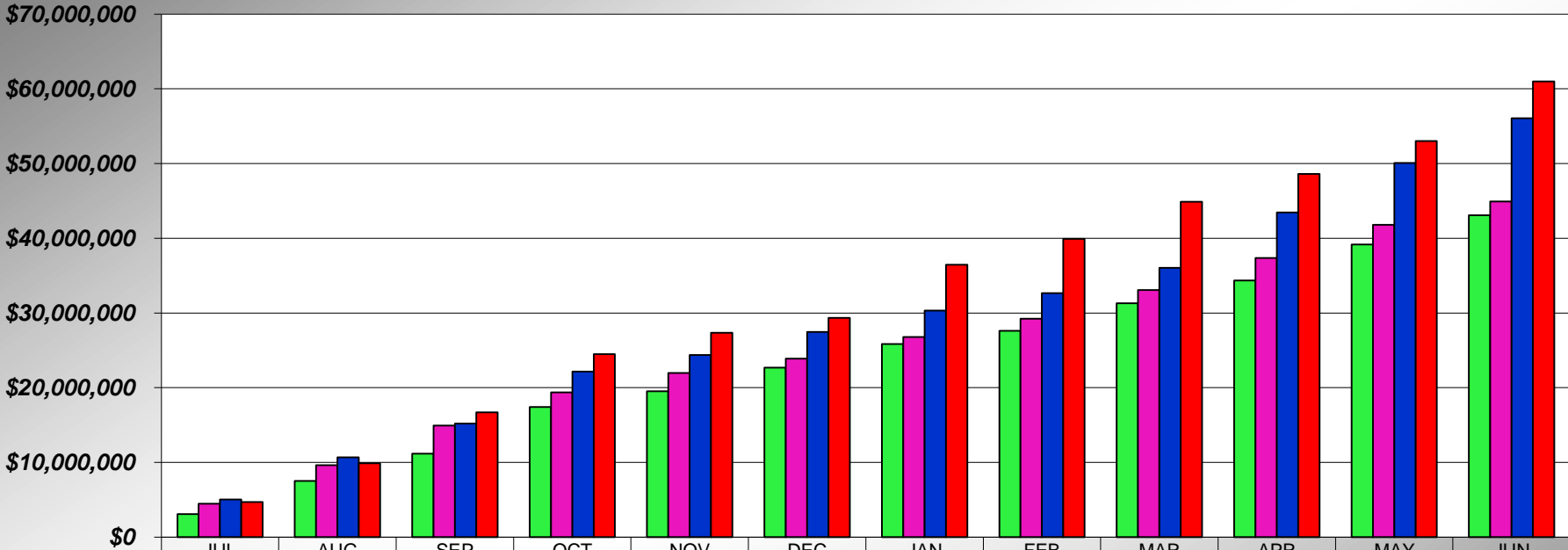


**PLACER COUNTY BUILDING DEPARTMENT  
RESIDENTIAL - ADDITIONS / ALTERATIONS / REMODELS  
VALUATION**



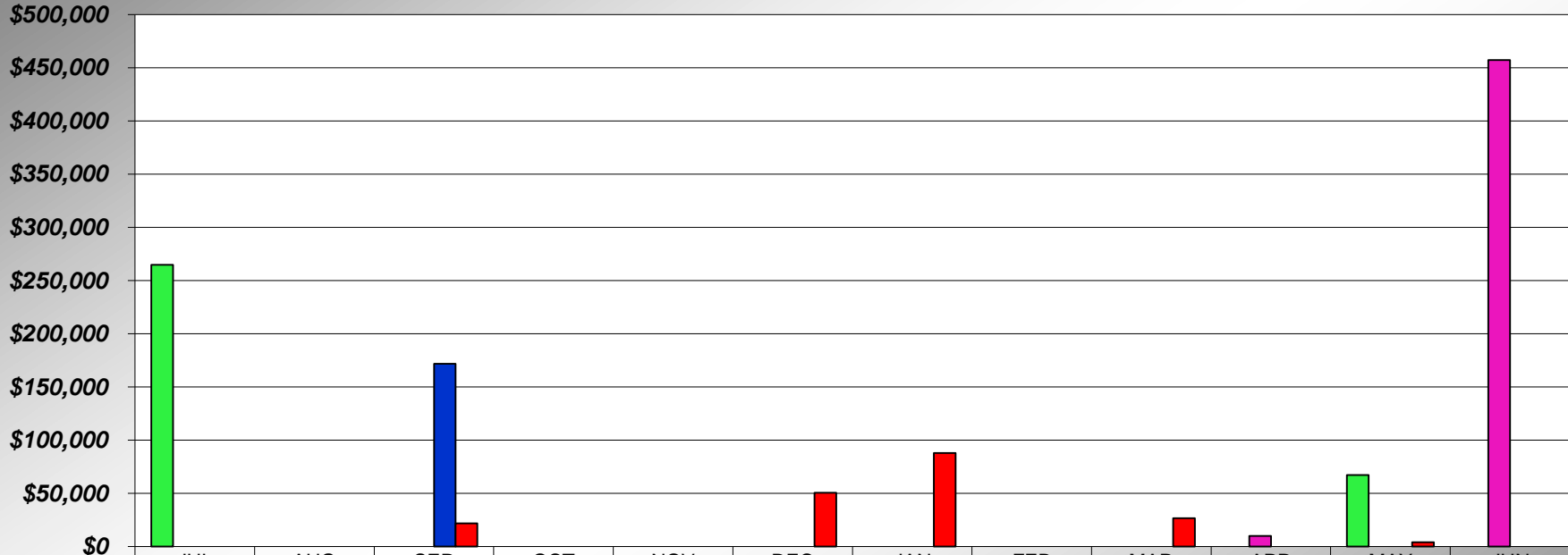
	JUL	AUG	SEP	OCT	NOV	DEC	JAN	FEB	MAR	APR	MAY	JUN
13/14	\$3,054,704	\$4,461,136	\$3,653,658	\$6,232,761	\$2,102,125	\$3,159,781	\$3,160,250	\$1,797,295	\$3,674,421	\$3,050,970	\$4,829,626	\$3,892,689
14/15	\$4,478,004	\$5,154,815	\$5,291,499	\$4,431,103	\$2,614,842	\$1,931,409	\$2,885,381	\$2,428,307	\$3,841,757	\$4,311,606	\$4,423,110	\$3,142,956
15/16	\$5,043,479	\$5,613,256	\$4,533,992	\$6,981,247	\$2,202,853	\$3,079,831	\$2,877,121	\$2,324,407	\$3,378,821	\$7,415,139	\$6,637,965	\$5,961,055
16/17	\$4,683,622	\$5,183,929	\$6,836,268	\$7,768,442	\$2,882,752	\$1,974,453	\$7,121,564	\$3,461,292	\$4,974,551	\$3,725,188	\$4,415,123	\$7,952,374

**PLACER COUNTY BUILDING DEPARTMENT  
RESIDENTIAL - ADDITIONS / ALTERATIONS / REMODELS  
CUMULATIVE VALUATION**



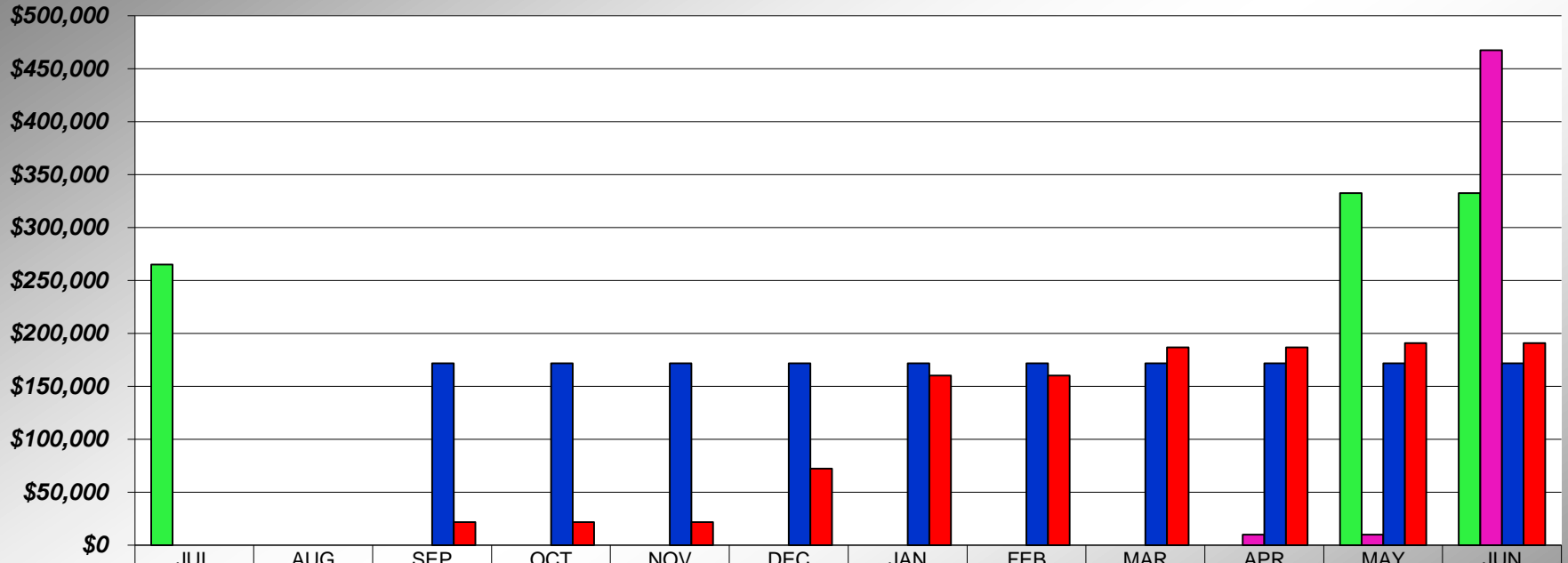
	JUL	AUG	SEP	OCT	NOV	DEC	JAN	FEB	MAR	APR	MAY	JUN
■ 13/14	\$3,054,704	\$7,515,840	\$11,169,498	\$17,402,259	\$19,504,384	\$22,664,165	\$25,824,415	\$27,621,710	\$31,296,131	\$34,347,101	\$39,176,727	\$43,069,416
■ 14/15	\$4,478,004	\$9,632,819	\$14,924,318	\$19,355,421	\$21,970,263	\$23,901,672	\$26,787,053	\$29,215,360	\$33,057,117	\$37,368,723	\$41,791,833	\$44,934,789
■ 15/16	\$5,043,479	\$10,656,735	\$15,190,727	\$22,171,974	\$24,374,827	\$27,454,658	\$30,331,779	\$32,656,186	\$36,035,007	\$43,450,146	\$50,088,111	\$56,049,166
■ 16/17	\$4,683,622	\$9,867,551	\$16,703,819	\$24,472,261	\$27,355,013	\$29,329,466	\$36,451,030	\$39,912,322	\$44,886,873	\$48,612,061	\$53,027,184	\$60,979,558

## PLACER COUNTY BUILDING DEPARTMENT INDUSTRIAL VALUATION



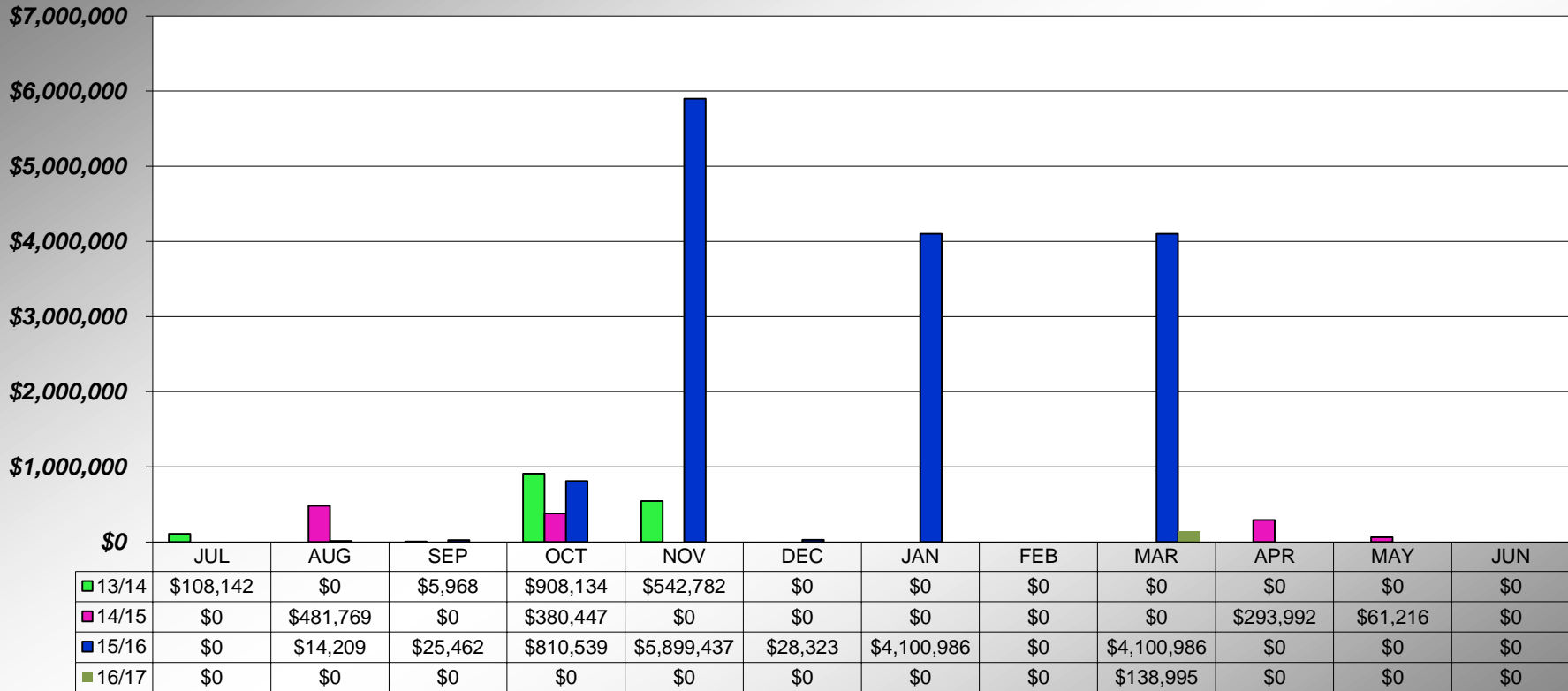
	JUL	AUG	SEP	OCT	NOV	DEC	JAN	FEB	MAR	APR	MAY	JUN
13/14	\$265,006	\$0	\$0	\$0	\$0	\$0	\$0	\$0	\$0	\$0	\$67,414	\$0
14/15	\$0	\$0	\$0	\$0	\$0	\$0	\$0	\$0	\$0	\$10,000	\$0	\$457,416
15/16	\$0	\$0	\$171,745	\$0	\$0	\$0	\$0	\$0	\$0	\$0	\$0	\$0
16/17	\$0	\$0	\$21,781	\$0	\$0	\$50,572	\$87,979	\$0	\$26,572	\$0	\$3,998	\$0

**PLACER COUNTY BUILDING DEPARTMENT  
INDUSTRIAL  
CUMULATIVE VALUATION**

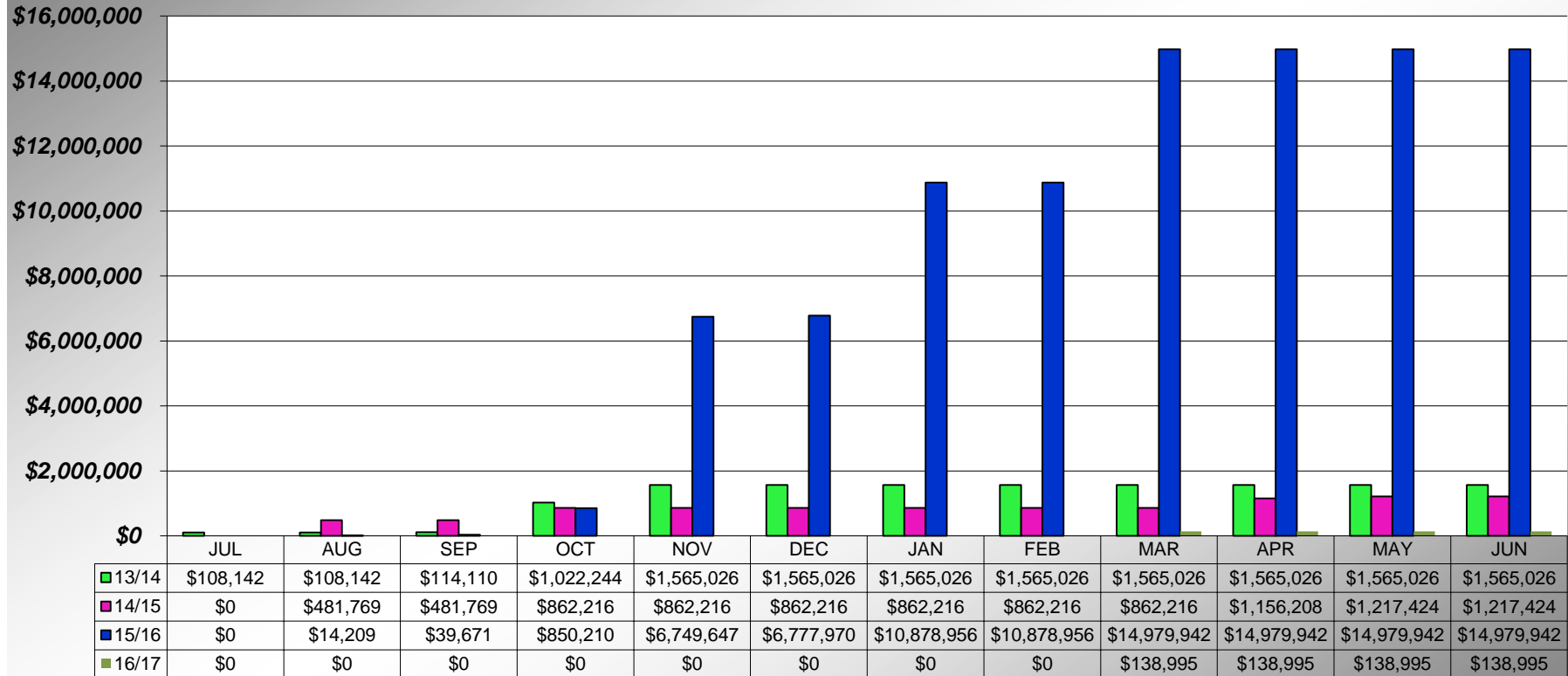


	JUL	AUG	SEP	OCT	NOV	DEC	JAN	FEB	MAR	APR	MAY	JUN
■ 13/14	\$265,006	\$0	\$0	\$0	\$0	\$0	\$0	\$0	\$0	\$0	\$332,420	\$332,420
■ 14/15	\$0	\$0	\$0	\$0	\$0	\$0	\$0	\$0	\$0	\$10,000	\$10,000	\$467,416
■ 15/16	\$0	\$0	\$171,745	\$171,745	\$171,745	\$171,745	\$171,745	\$171,745	\$171,745	\$171,745	\$171,745	\$171,745
■ 16/17	\$0	\$0	\$21,781	\$21,781	\$21,781	\$72,353	\$160,332	\$160,332	\$186,904	\$186,904	\$190,902	\$190,902

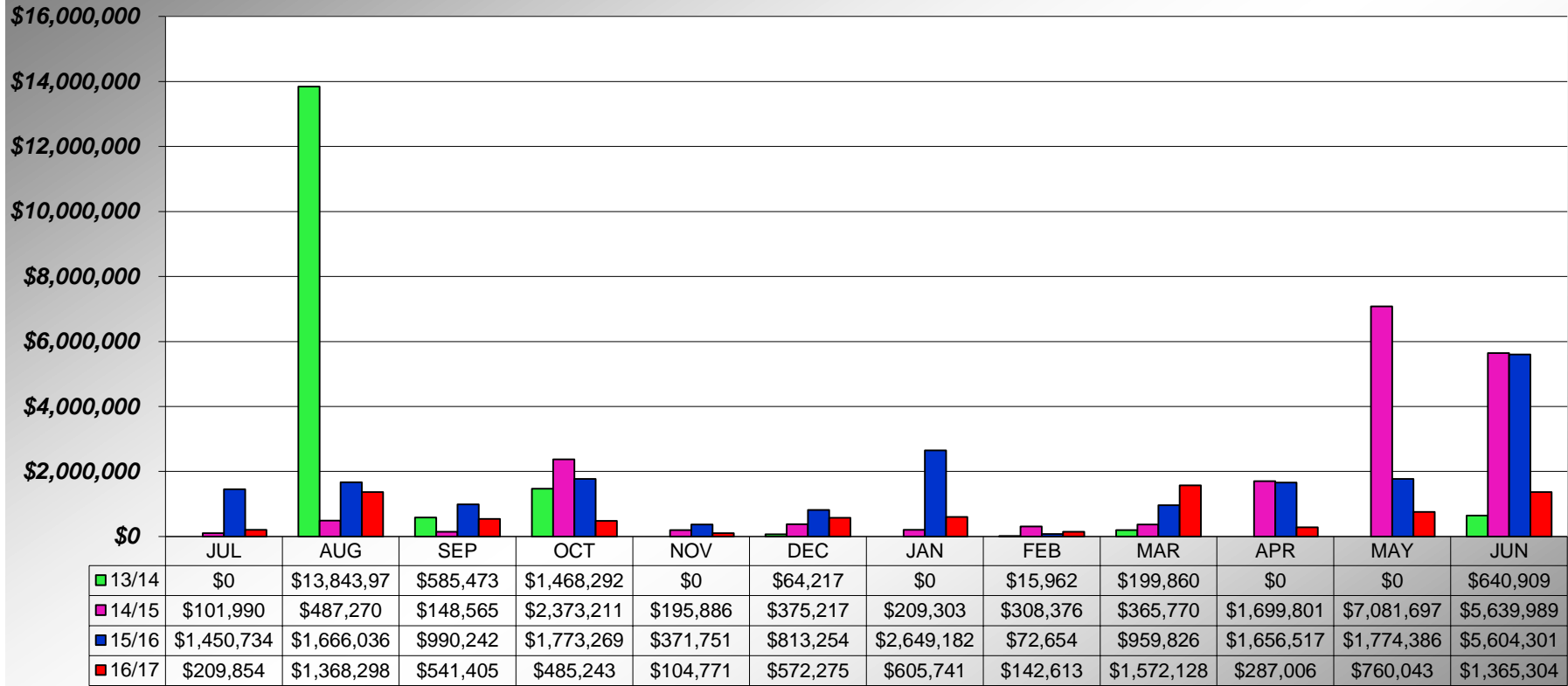
**PLACER COUNTY BUILDING DEPARTMENT  
INSTITUTIONAL VALUATION**  
(Elderly Resident Care Homes/ Churches/Schools)



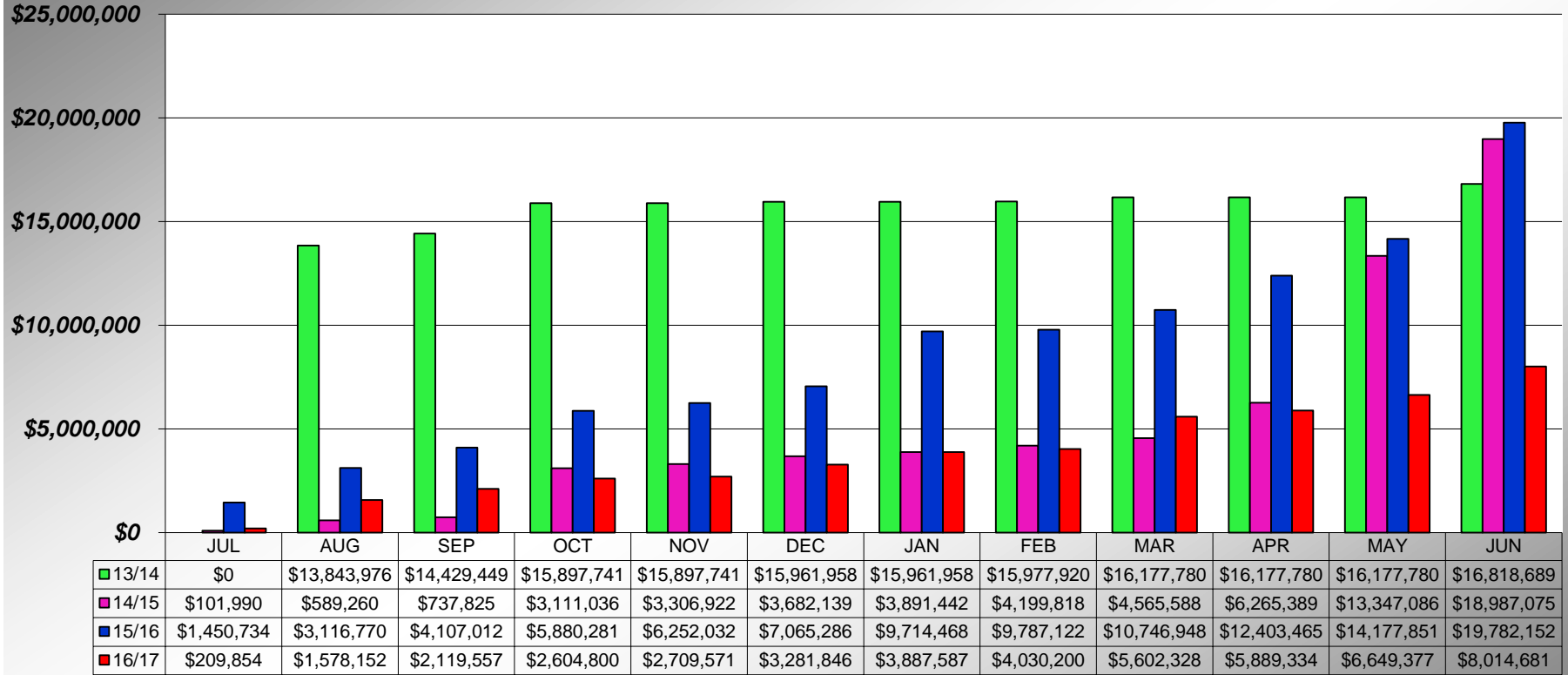
**PLACER COUNTY BUILDING DEPARTMENT  
 INSTITUTIONAL  
 CUMULATIVE VALUATION  
 (Elderly Resident Care Homes/ Churches/Schools)**



**PLACER COUNTY BUILDING DEPARTMENT  
COMMERICAL VALUATION**  
(Recreational Structures/Parking Garages/Service Stations/Offices/Banks/Stores)



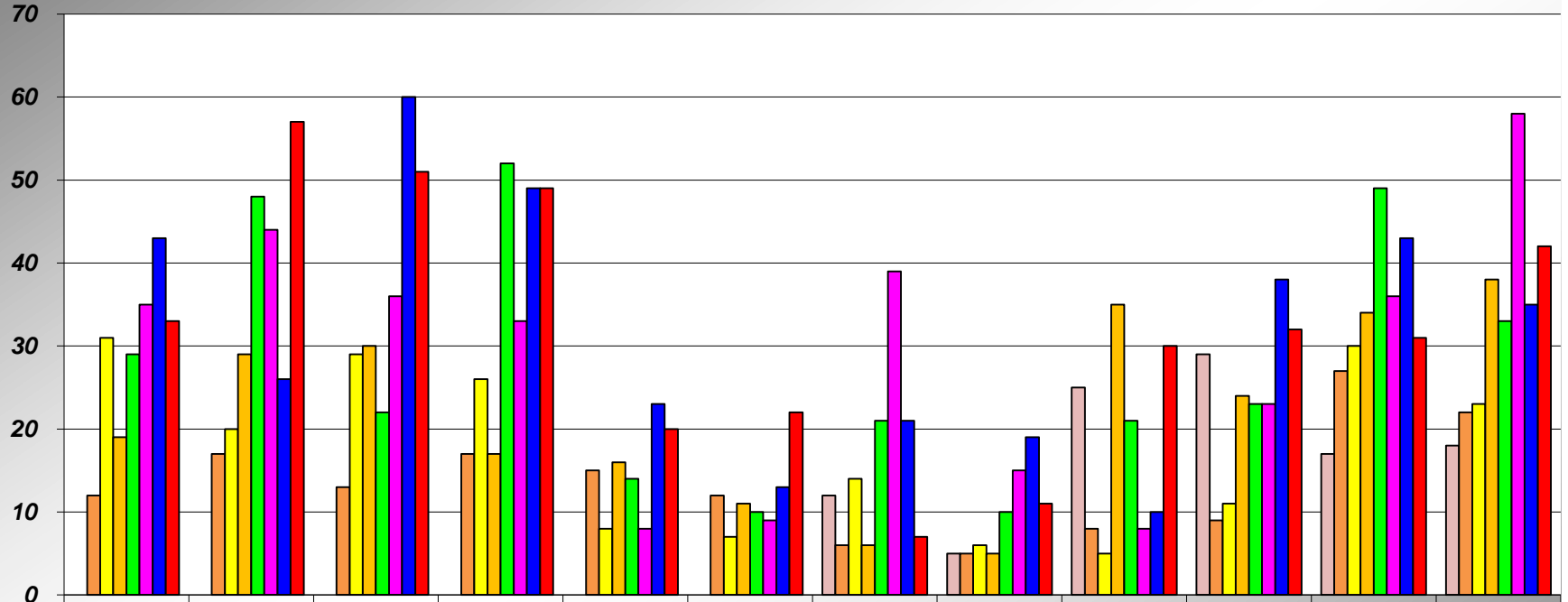
**PLACER COUNTY BUILDING DEPARTMENT  
COMMERICAL  
CUMULATIVE VALUATION**  
(Recreational Structures/Parking Garages/Service Stations/Offices/Banks/Stores)





**PLACER COUNTY BUILDING DEPARTMENT  
SFD PERMITS ISSUED  
SUSTAINABILITY**

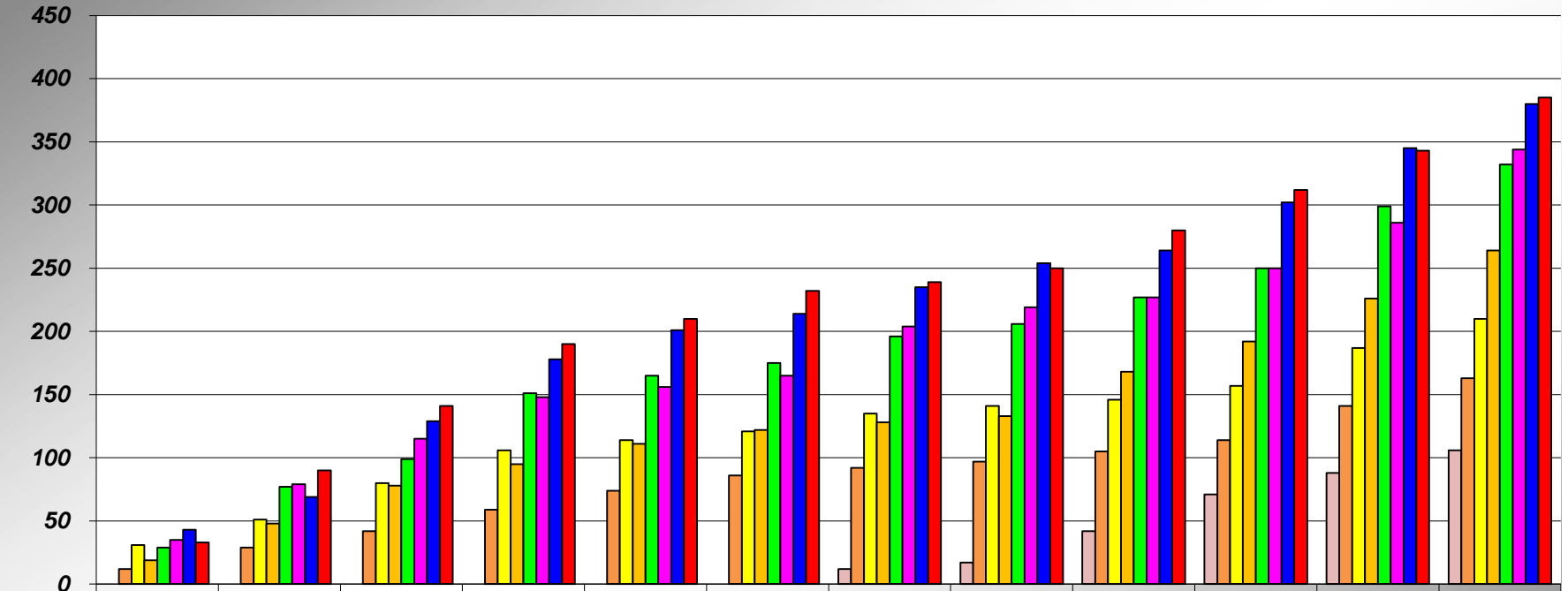
Custom & Subdivision Homes only  
(does not include secondary dwellings or rebuilds)



	JUL	AUG	SEPT	OCT	NOV	DEC	JAN	FEB	MAR	APR	MAY	JUN
09-10							12	5	25	29	17	18
10-11	12	17	13	17	15	12	6	5	8	9	27	22
11-12	31	20	29	26	8	7	14	6	5	11	30	23
12-13	19	29	30	17	16	11	6	5	35	24	34	38
13-14	29	48	22	52	14	10	21	10	21	23	49	33
14-15	35	44	36	33	8	9	39	15	8	23	36	58
15-16	43	26	60	49	23	13	21	19	10	38	43	35
16-17	33	57	51	49	20	22	7	11	30	32	31	42

# PLACER COUNTY BUILDING DEPARTMENT CUMULATIVE SFD PERMITS ISSUED SUSTAINABILITY

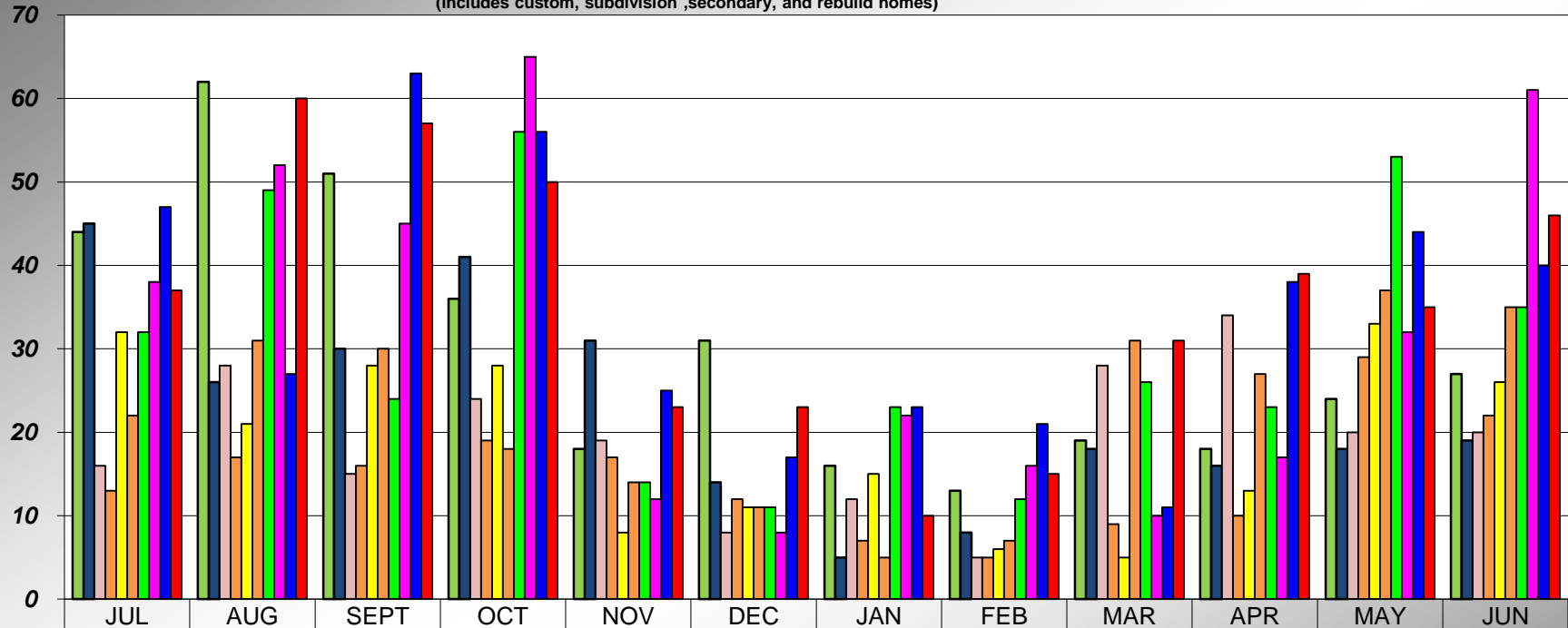
Custom & Subdivision Homes only  
(does not include secondary dwellings or rebuilds)



	JUL	AUG	SEPT	OCT	NOV	DEC	JAN	FEB	MAR	APR	MAY	JUN
09-10							12	17	42	71	88	106
10-11	12	29	42	59	74	86	92	97	105	114	141	163
11-12	31	51	80	106	114	121	135	141	146	157	187	210
12-13	19	48	78	95	111	122	128	133	168	192	226	264
13-14	29	77	99	151	165	175	196	206	227	250	299	332
14-15	35	79	115	148	156	165	204	219	227	250	286	344
15-16	43	69	129	178	201	214	235	254	264	302	345	380
16-17	33	90	141	190	210	232	239	250	280	312	343	385

## PLACER COUNTY BUILDING DEPARTMENT SFD PERMITS ISSUED

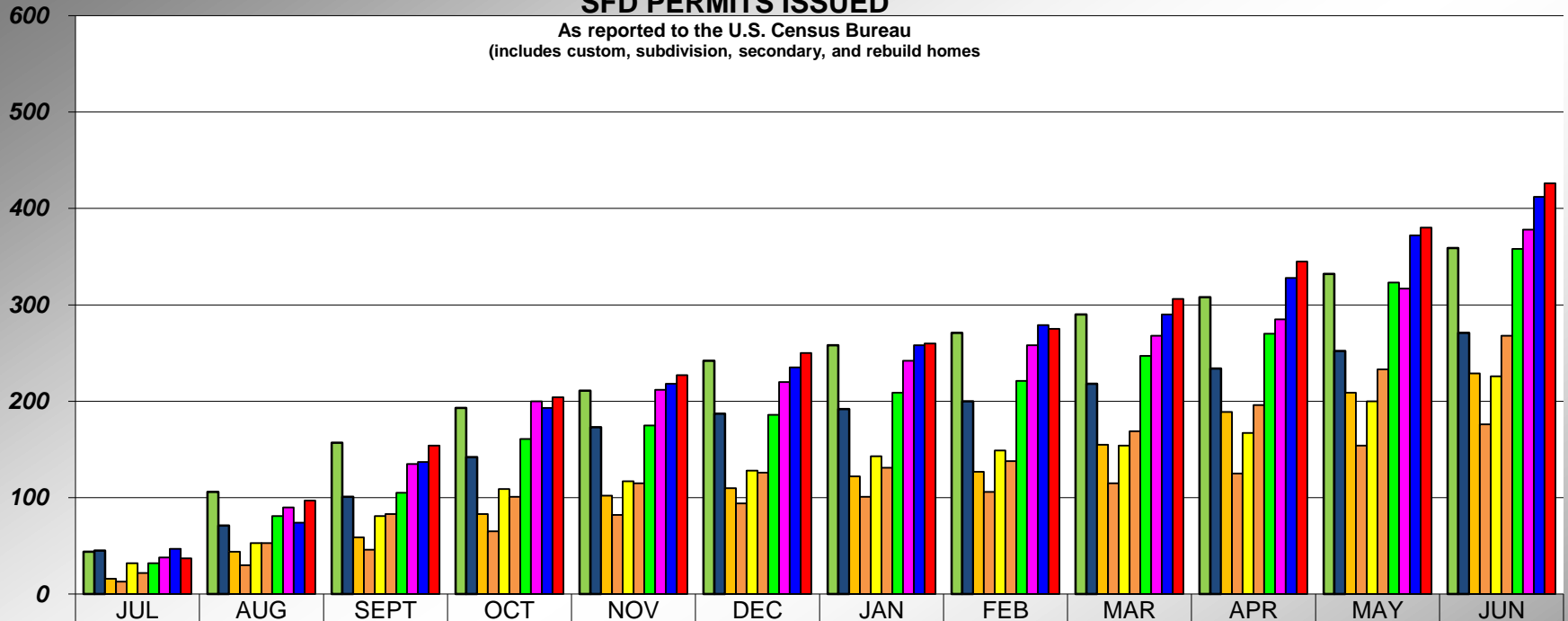
As reported to the U.S. Census Bureau  
(includes custom, subdivision ,secondary, and rebuild homes)



	JUL	AUG	SEPT	OCT	NOV	DEC	JAN	FEB	MAR	APR	MAY	JUN
07-08	44	62	51	36	18	31	16	13	19	18	24	27
08-09	45	26	30	41	31	14	5	8	18	16	18	19
09-10	16	28	15	24	19	8	12	5	28	34	20	20
10-11	13	17	16	19	17	12	7	5	9	10	29	22
11-12	32	21	28	28	8	11	15	6	5	13	33	26
12-13	22	31	30	18	14	11	5	7	31	27	37	35
13-14	32	49	24	56	14	11	23	12	26	23	53	35
14-15	38	52	45	65	12	8	22	16	10	17	32	61
15-16	47	27	63	56	25	17	23	21	11	38	44	40
16-17	37	60	57	50	23	23	10	15	31	39	35	46

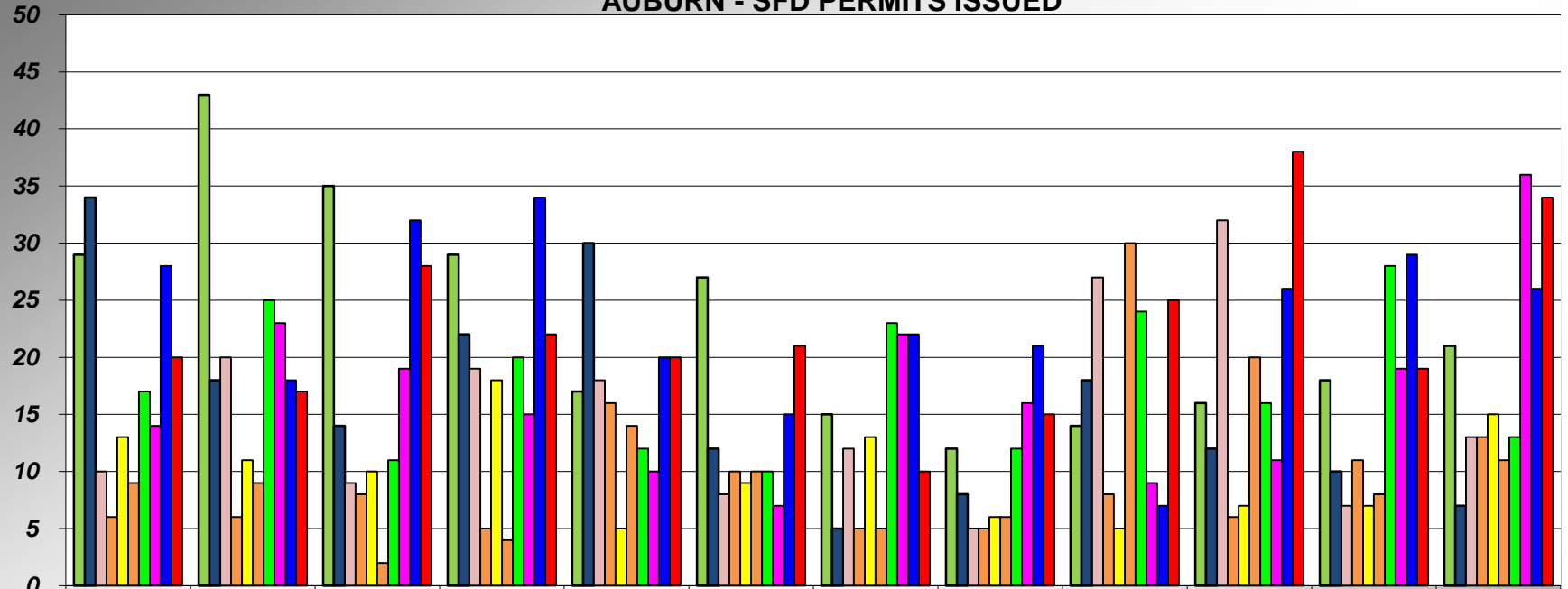
## PLACER COUNTY BUILDING DEPARTMENT CUMULATIVE SFD PERMITS ISSUED

As reported to the U.S. Census Bureau  
(includes custom, subdivision, secondary, and rebuild homes)



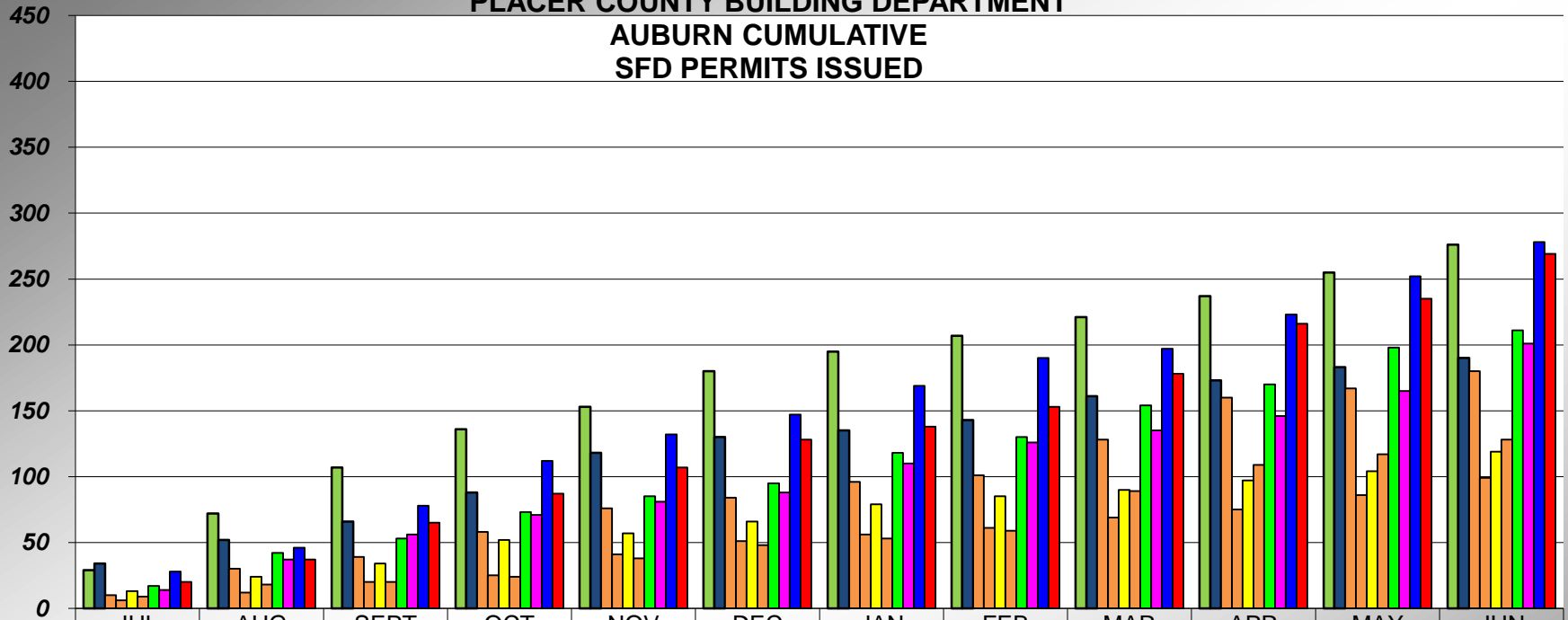
	JUL	AUG	SEPT	OCT	NOV	DEC	JAN	FEB	MAR	APR	MAY	JUN
07-08	44	106	157	193	211	242	258	271	290	308	332	359
08-09	45	71	101	142	173	187	192	200	218	234	252	271
09-10	16	44	59	83	102	110	122	127	155	189	209	229
10-11	13	30	46	65	82	94	101	106	115	125	154	176
11-12	32	53	81	109	117	128	143	149	154	167	200	226
12-13	22	53	83	101	115	126	131	138	169	196	233	268
13-14	32	81	105	161	175	186	209	221	247	270	323	358
14-15	38	90	135	200	212	220	242	258	268	285	317	378
15-16	47	74	137	193	218	235	258	279	290	328	372	412
16-17	37	97	154	204	227	250	260	275	306	345	380	426

**PLACER COUNTY BUILDING DEPARTMENT  
AUBURN - SFD PERMITS ISSUED**



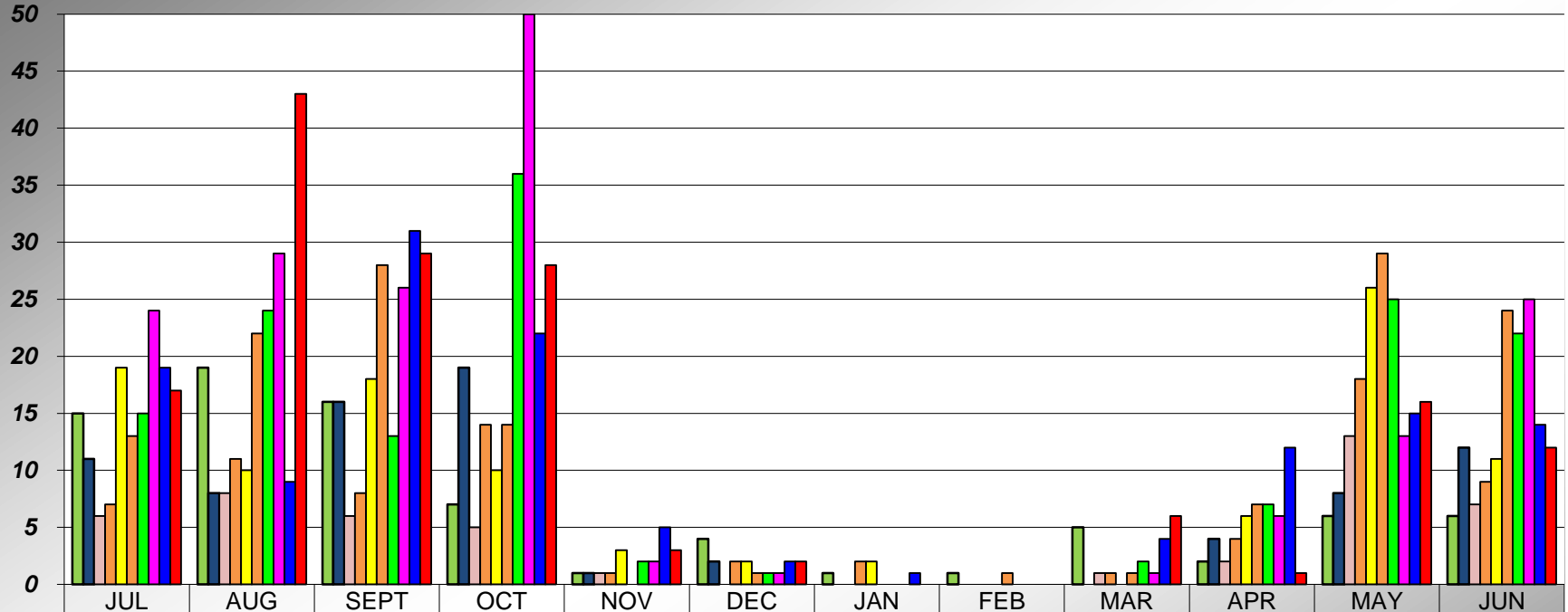
	JUL	AUG	SEPT	OCT	NOV	DEC	JAN	FEB	MAR	APR	MAY	JUN
07-08	29	43	35	29	17	27	15	12	14	16	18	21
08-09	34	18	14	22	30	12	5	8	18	12	10	7
09-10	10	20	9	19	18	8	12	5	27	32	7	13
10-11	6	6	8	5	16	10	5	5	8	6	11	13
11-12	13	11	10	18	5	9	13	6	5	7	7	15
12-13	9	9	2	4	14	10	5	6	30	20	8	11
13-14	17	25	11	20	12	10	23	12	24	16	28	13
14-15	14	23	19	15	10	7	22	16	9	11	19	36
15-16	28	18	32	34	20	15	22	21	7	26	29	26
16-17	20	17	28	22	20	21	10	15	25	38	19	34

**PLACER COUNTY BUILDING DEPARTMENT  
AUBURN CUMULATIVE  
SFD PERMITS ISSUED**



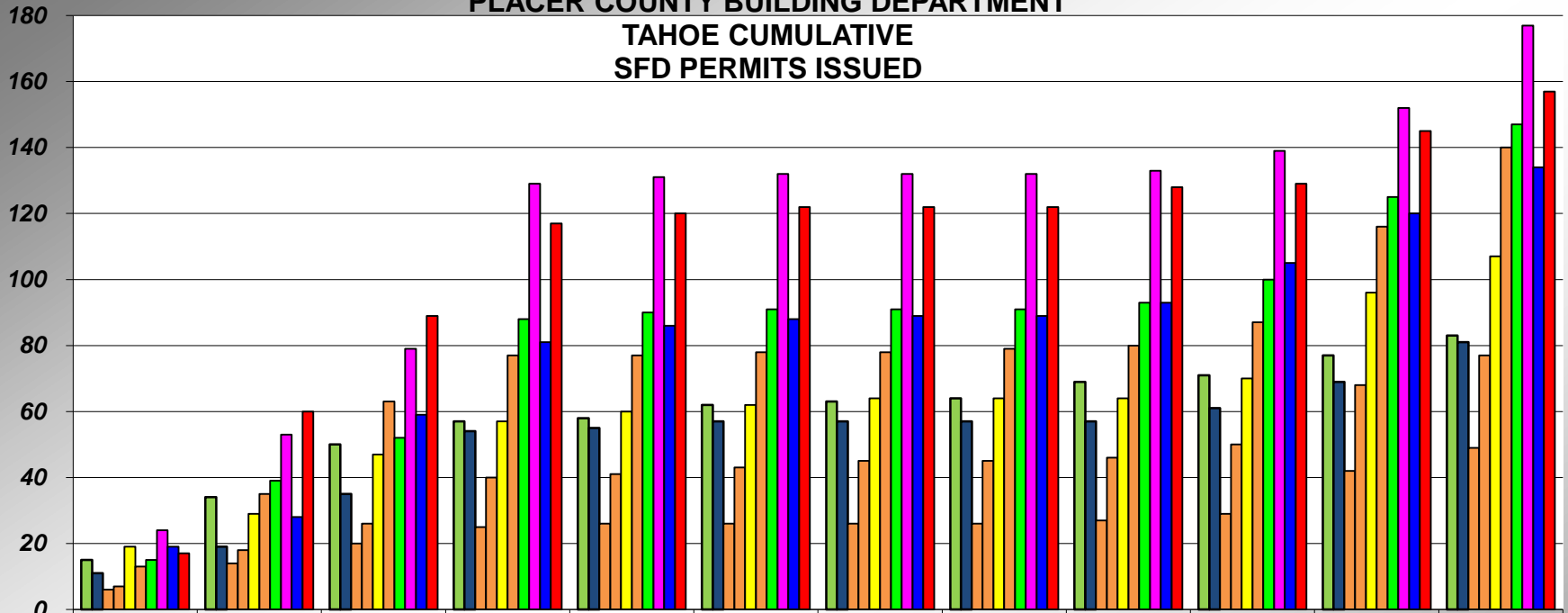
	JUL	AUG	SEPT	OCT	NOV	DEC	JAN	FEB	MAR	APR	MAY	JUN
07-08	29	72	107	136	153	180	195	207	221	237	255	276
08-09	34	52	66	88	118	130	135	143	161	173	183	190
09-10	10	30	39	58	76	84	96	101	128	160	167	180
10-11	6	12	20	25	41	51	56	61	69	75	86	99
11-12	13	24	34	52	57	66	79	85	90	97	104	119
12-13	9	18	20	24	38	48	53	59	89	109	117	128
13-14	17	42	53	73	85	95	118	130	154	170	198	211
14-15	14	37	56	71	81	88	110	126	135	146	165	201
15-16	28	46	78	112	132	147	169	190	197	223	252	278
16-17	20	37	65	87	107	128	138	153	178	216	235	269

**PLACER COUNTY BUILDING DEPARTMENT  
TAHOE - SFD PERMITS ISSUED**



	JUL	AUG	SEPT	OCT	NOV	DEC	JAN	FEB	MAR	APR	MAY	JUN
07-08	15	19	16	7	1	4	1	1	5	2	6	6
08-09	11	8	16	19	1	2	0	0	0	4	8	12
09-10	6	8	6	5	1	0	0	0	1	2	13	7
10-11	7	11	8	14	1	2	2	0	1	4	18	9
11-12	19	10	18	10	3	2	2	0	0	6	26	11
12-13	13	22	28	14	0	1	0	1	1	7	29	24
13-14	15	24	13	36	2	1	0	0	2	7	25	22
14-15	24	29	26	50	2	1	0	0	1	6	13	25
15-16	19	9	31	22	5	2	1	0	4	12	15	14
16-17	17	43	29	28	3	2	0	0	6	1	16	12

**PLACER COUNTY BUILDING DEPARTMENT  
TAHOE CUMULATIVE  
SFD PERMITS ISSUED**



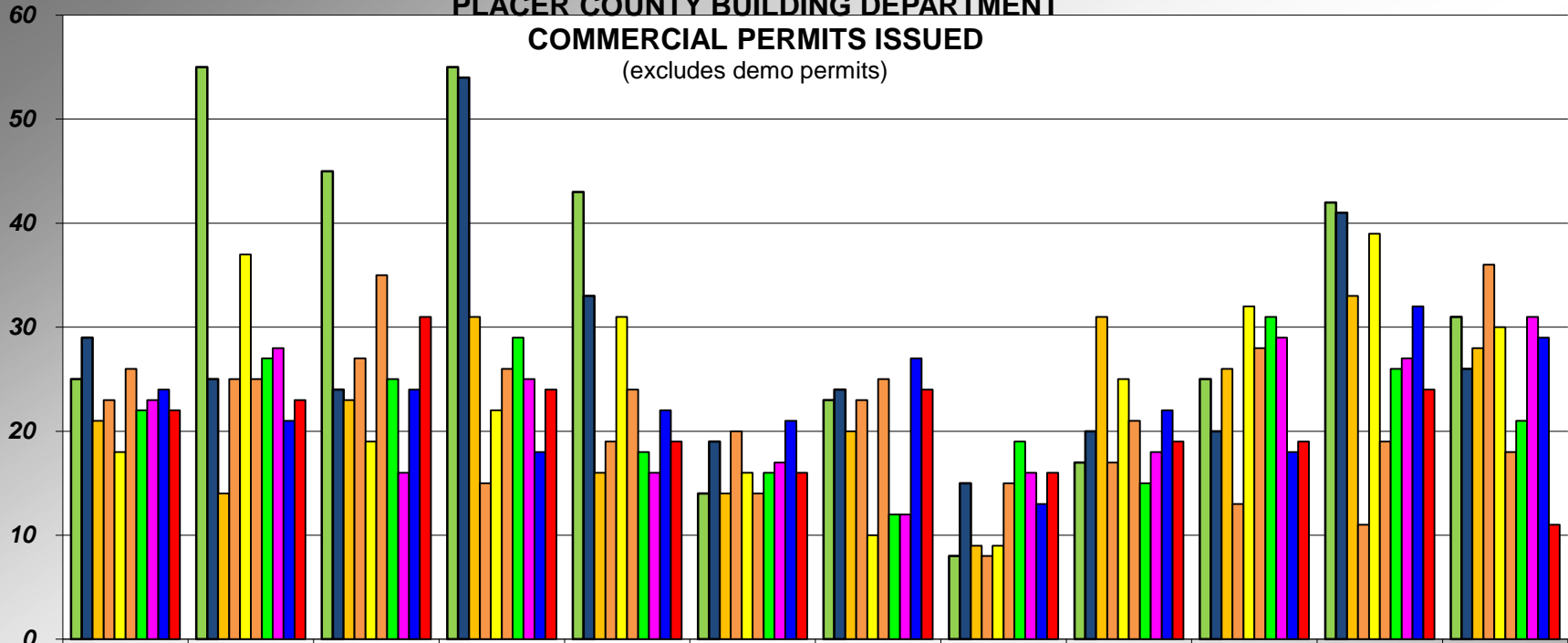
	JUL	AUG	SEPT	OCT	NOV	DEC	JAN	FEB	MAR	APR	MAY	JUN
07-08	15	34	50	57	58	62	63	64	69	71	77	83
08-09	11	19	35	54	55	57	57	57	57	61	69	81
09-10	6	14	20	25	26	26	26	26	27	29	42	49
10-11	7	18	26	40	41	43	45	45	46	50	68	77
11-12	19	29	47	57	60	62	64	64	64	70	96	107
12-13	13	35	63	77	77	78	78	79	80	87	116	140
13-14	15	39	52	88	90	91	91	91	93	100	125	147
14-15	24	53	79	129	131	132	132	132	133	139	152	177
15-16	19	28	59	81	86	88	89	89	93	105	120	134
16-17	17	60	89	117	120	122	122	122	128	129	145	157



## PLACER COUNTY BUILDING DEPARTMENT

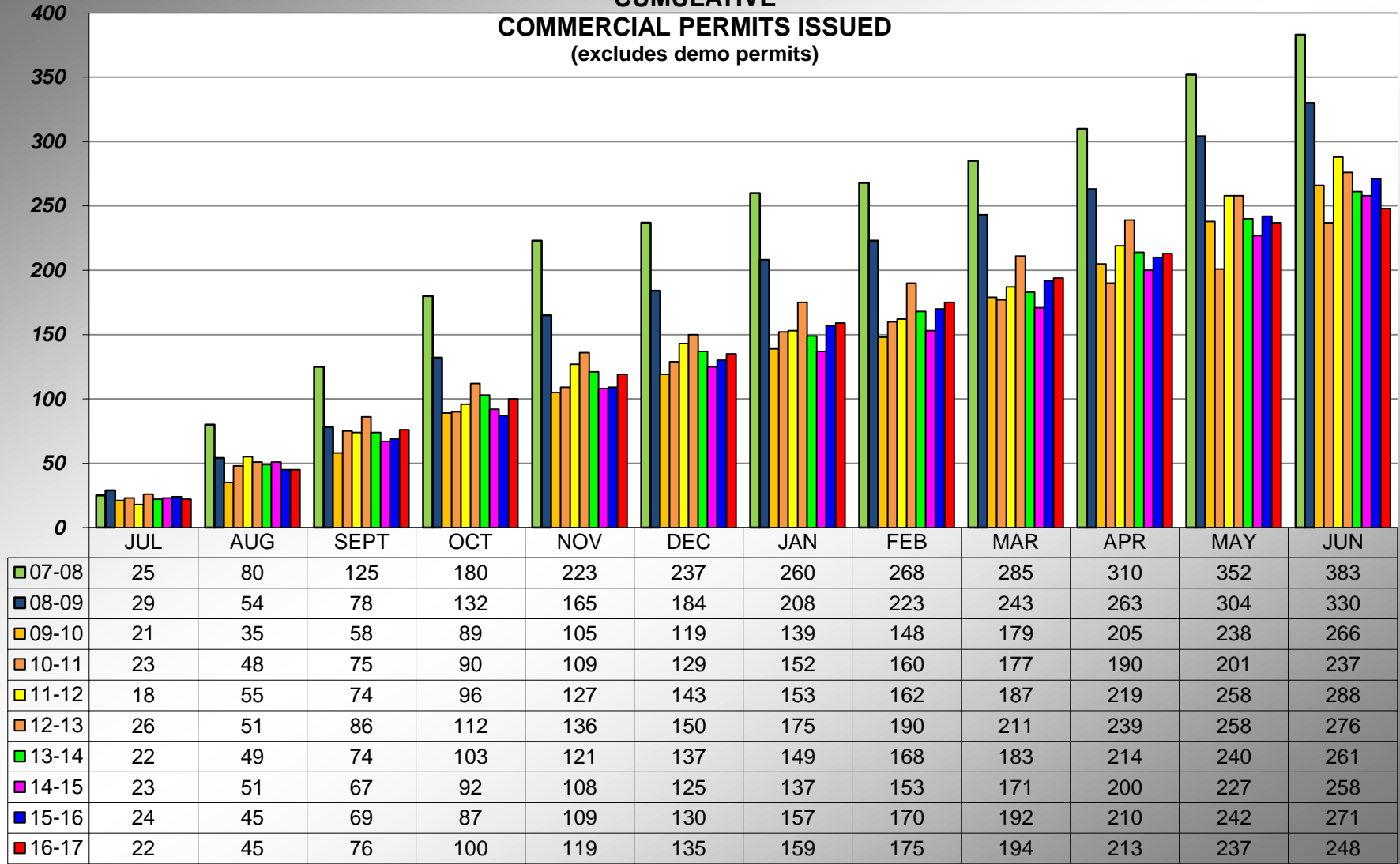
### COMMERCIAL PERMITS ISSUED

(excludes demo permits)

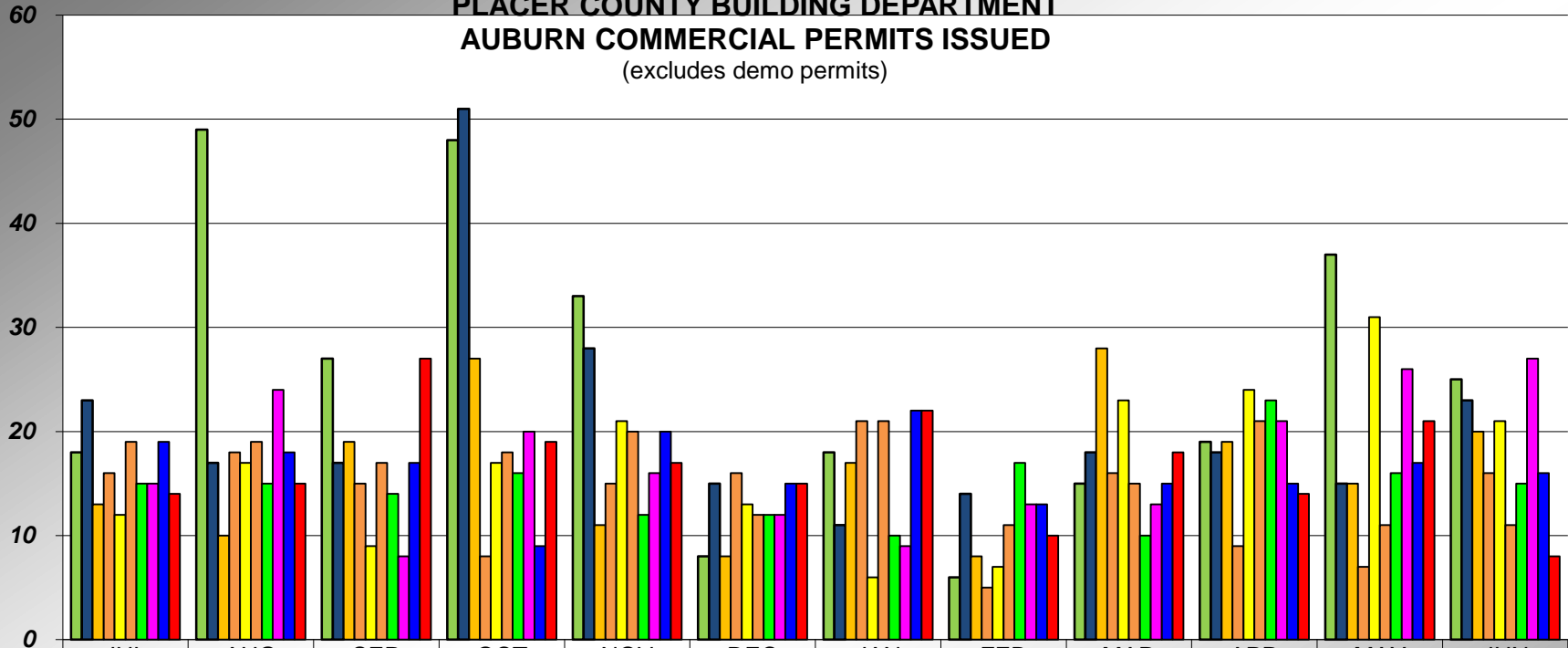


	JUL	AUG	SEP	OCT	NOV	DEC	JAN	FEB	MAR	APR	MAY	JUN
07-08	25	55	45	55	43	14	23	8	17	25	42	31
08-09	29	25	24	54	33	19	24	15	20	20	41	26
09-10	21	14	23	31	16	14	20	9	31	26	33	28
10-11	23	25	27	15	19	20	23	8	17	13	11	36
11-12	18	37	19	22	31	16	10	9	25	32	39	30
12-13	26	25	35	26	24	14	25	15	21	28	19	18
13-14	22	27	25	29	18	16	12	19	15	31	26	21
14-15	23	28	16	25	16	17	12	16	18	29	27	31
15-16	24	21	24	18	22	21	27	13	22	18	32	29
16-17	22	23	31	24	19	16	24	16	19	19	24	11

**PLACER COUNTY BUILDING DEPARTMENT  
CUMULATIVE  
COMMERCIAL PERMITS ISSUED  
(excludes demo permits)**

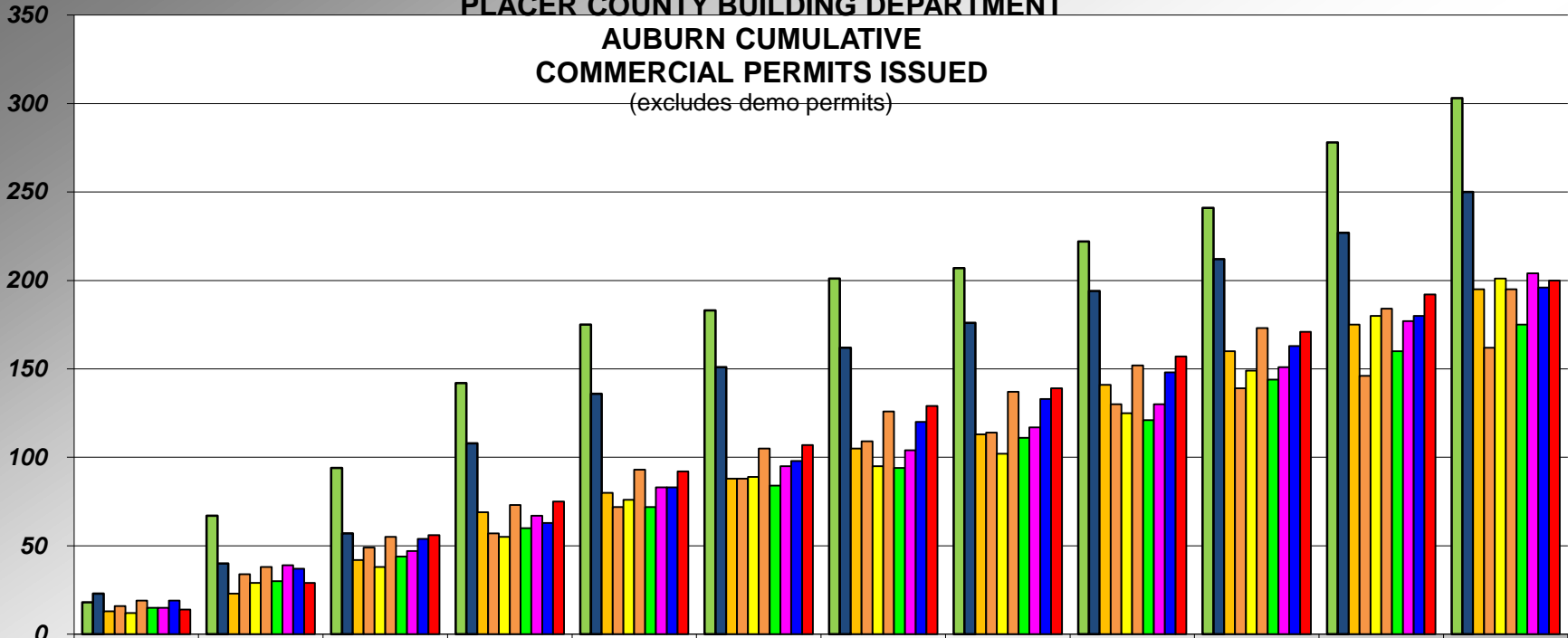


**PLACER COUNTY BUILDING DEPARTMENT**  
**AUBURN COMMERCIAL PERMITS ISSUED**  
(excludes demo permits)



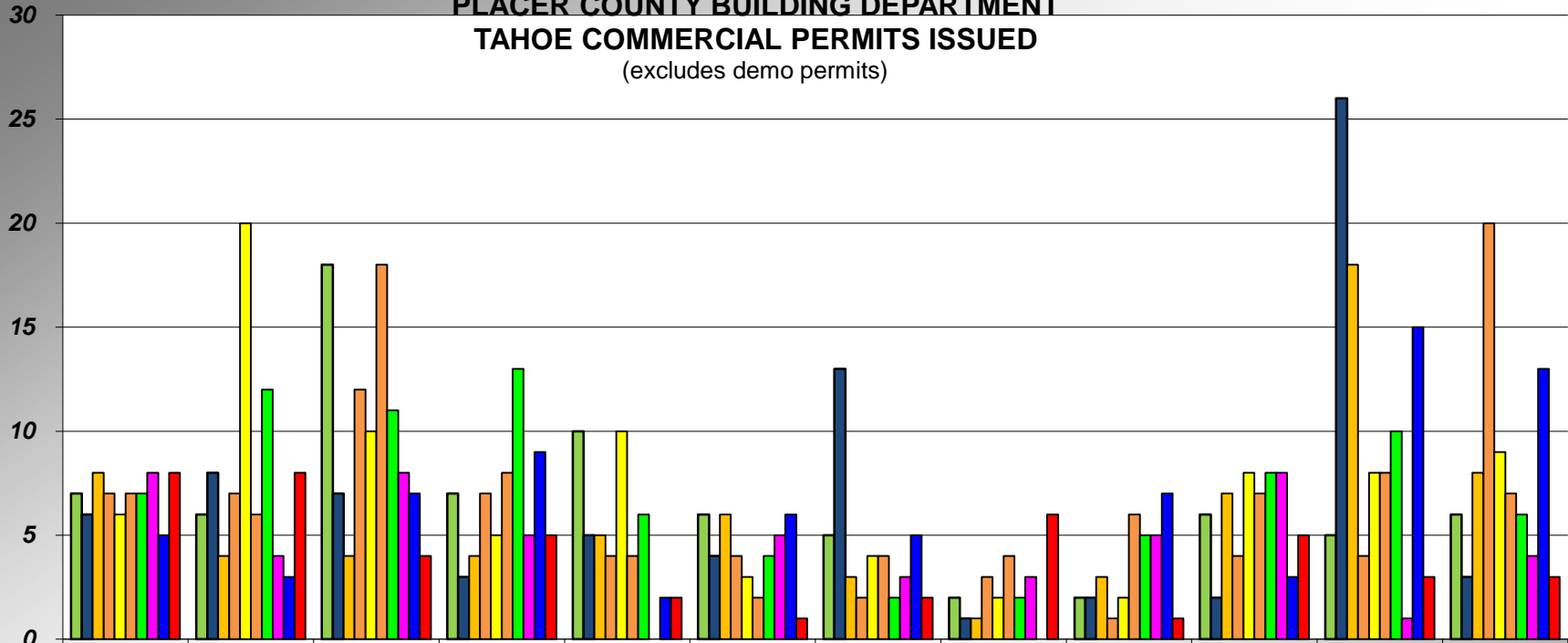
	JUL	AUG	SEP	OCT	NOV	DEC	JAN	FEB	MAR	APR	MAY	JUN
07-08	18	49	27	48	33	8	18	6	15	19	37	25
08-09	23	17	17	51	28	15	11	14	18	18	15	23
09-10	13	10	19	27	11	8	17	8	28	19	15	20
10-11	16	18	15	8	15	16	21	5	16	9	7	16
11-12	12	17	9	17	21	13	6	7	23	24	31	21
12-13	19	19	17	18	20	12	21	11	15	21	11	11
13-14	15	15	14	16	12	12	10	17	10	23	16	15
14-15	15	24	8	20	16	12	9	13	13	21	26	27
15-16	19	18	17	9	20	15	22	13	15	15	17	16
16-17	14	15	27	19	17	15	22	10	18	14	21	8

**PLACER COUNTY BUILDING DEPARTMENT**  
**AUBURN CUMULATIVE**  
**COMMERCIAL PERMITS ISSUED**  
(excludes demo permits)



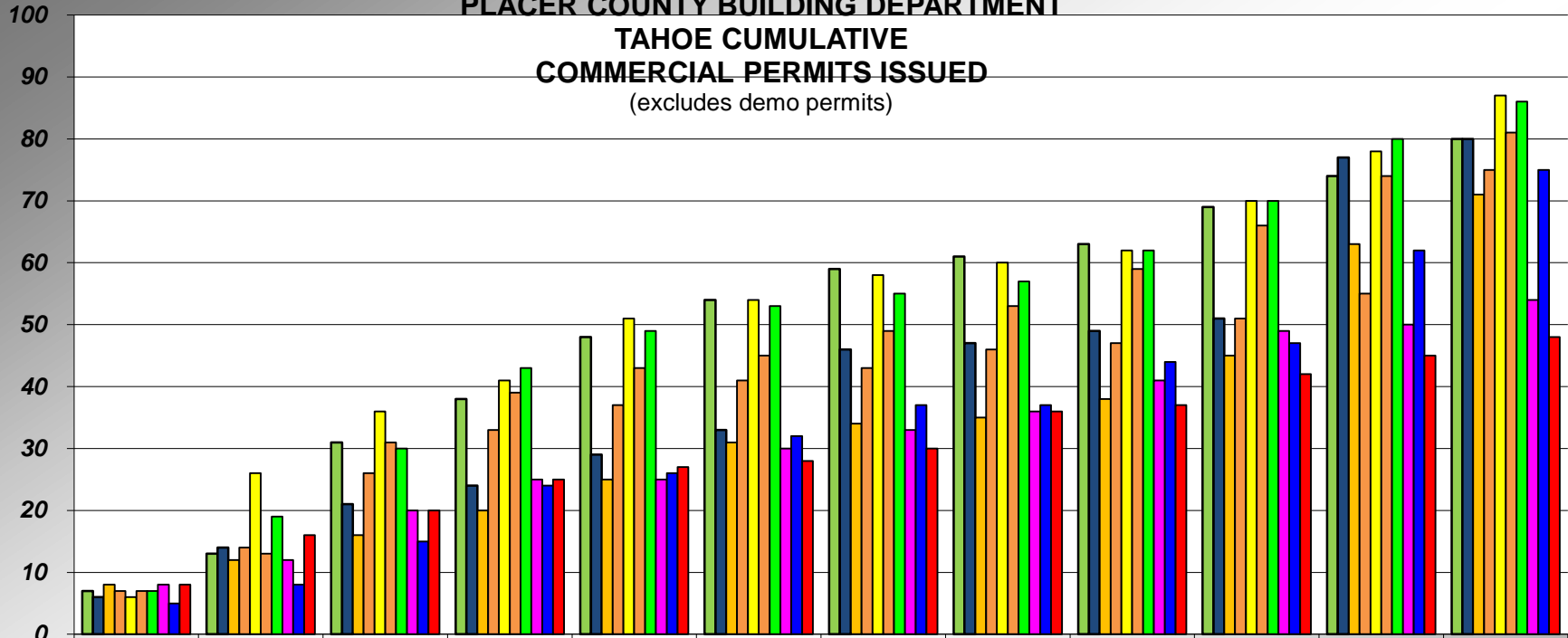
	JUL	AUG	SEPT	OCT	NOV	DEC	JAN	FEB	MAR	APR	MAY	JUN
07-08	18	67	94	142	175	183	201	207	222	241	278	303
08-09	23	40	57	108	136	151	162	176	194	212	227	250
09-10	13	23	42	69	80	88	105	113	141	160	175	195
10-11	16	34	49	57	72	88	109	114	130	139	146	162
11-12	12	29	38	55	76	89	95	102	125	149	180	201
12-13	19	38	55	73	93	105	126	137	152	173	184	195
13-14	15	30	44	60	72	84	94	111	121	144	160	175
14-15	15	39	47	67	83	95	104	117	130	151	177	204
15-16	19	37	54	63	83	98	120	133	148	163	180	196
16-17	14	29	56	75	92	107	129	139	157	171	192	200

**PLACER COUNTY BUILDING DEPARTMENT**  
**TAHOE COMMERCIAL PERMITS ISSUED**  
(excludes demo permits)



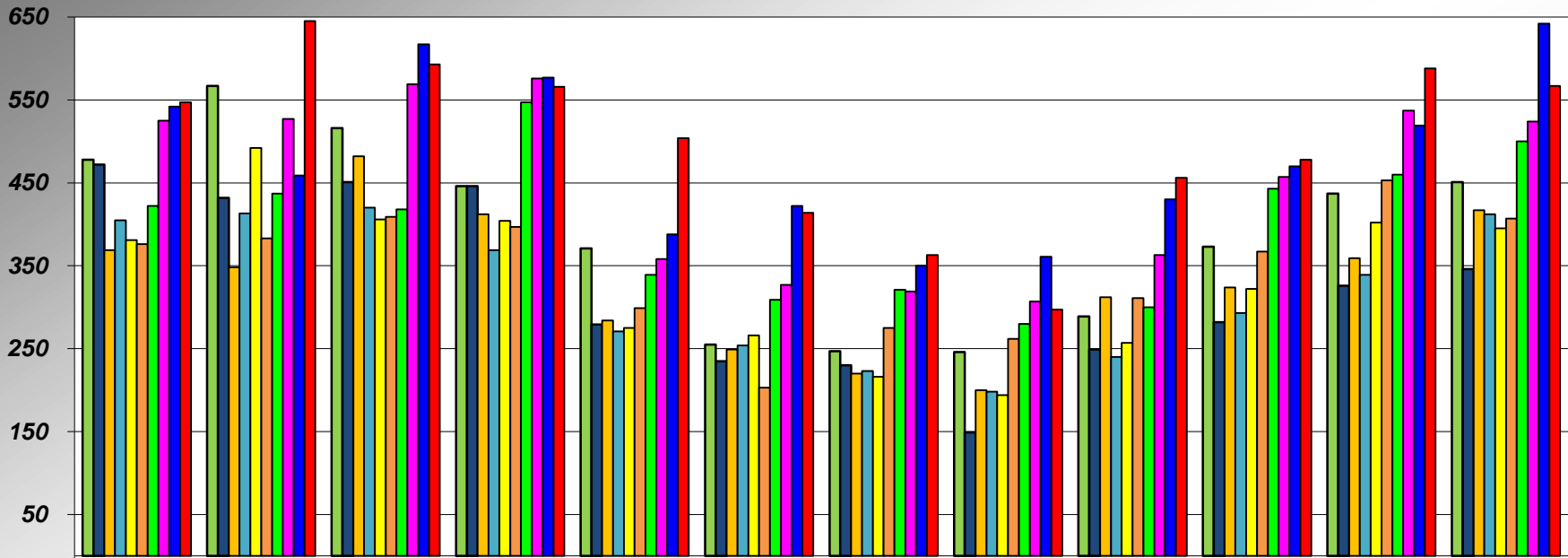
	JUL	AUG	SEP	OCT	NOV	DEC	JAN	FEB	MAR	APR	MAY	JUN
07-08	7	6	18	7	10	6	5	2	2	6	5	6
08-09	6	8	7	3	5	4	13	1	2	2	26	3
09-10	8	4	4	4	5	6	3	1	3	7	18	8
10-11	7	7	12	7	4	4	2	3	1	4	4	20
11-12	6	20	10	5	10	3	4	2	2	8	8	9
12-13	7	6	18	8	4	2	4	4	6	7	8	7
13-14	7	12	11	13	6	4	2	2	5	8	10	6
14-15	8	4	8	5	0	5	3	3	5	8	1	4
15-16	5	3	7	9	2	6	5	0	7	3	15	13
16-17	8	8	4	5	2	1	2	6	1	5	3	3

**PLACER COUNTY BUILDING DEPARTMENT**  
**TAHOE CUMULATIVE**  
**COMMERCIAL PERMITS ISSUED**  
(excludes demo permits)



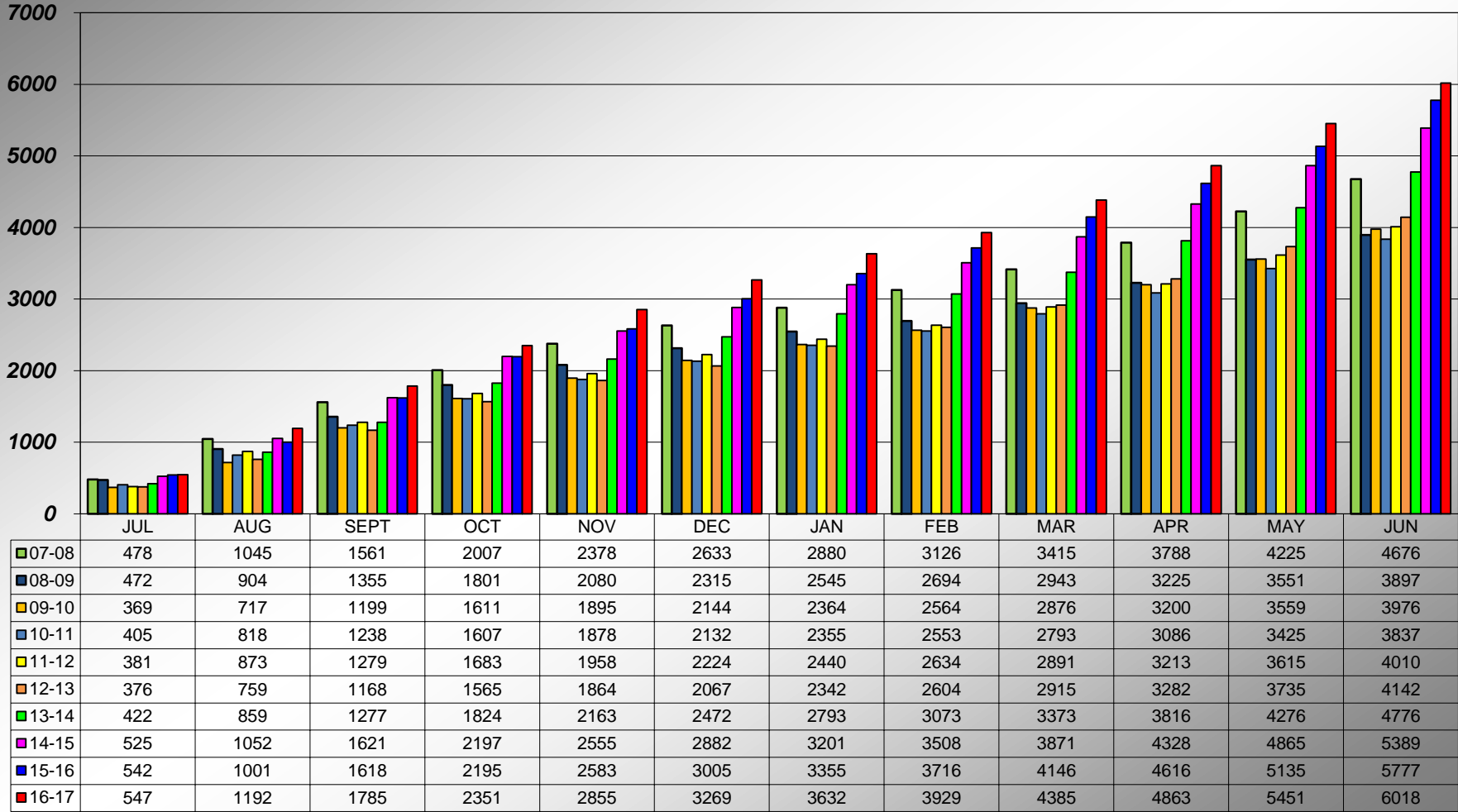
	JUL	AUG	SEPT	OCT	NOV	DEC	JAN	FEB	MAR	APR	MAY	JUN
07-08	7	13	31	38	48	54	59	61	63	69	74	80
08-09	6	14	21	24	29	33	46	47	49	51	77	80
09-10	8	12	16	20	25	31	34	35	38	45	63	71
10-11	7	14	26	33	37	41	43	46	47	51	55	75
11-12	6	26	36	41	51	54	58	60	62	70	78	87
12-13	7	13	31	39	43	45	49	53	59	66	74	81
13-14	7	19	30	43	49	53	55	57	62	70	80	86
14-15	8	12	20	25	25	30	33	36	41	49	50	54
15-16	5	8	15	24	26	32	37	37	44	47	62	75
16-17	8	16	20	25	27	28	30	36	37	42	45	48

## PLACER COUNTY BUILDING DEPARTMENT TOTAL PERMITS ISSUED



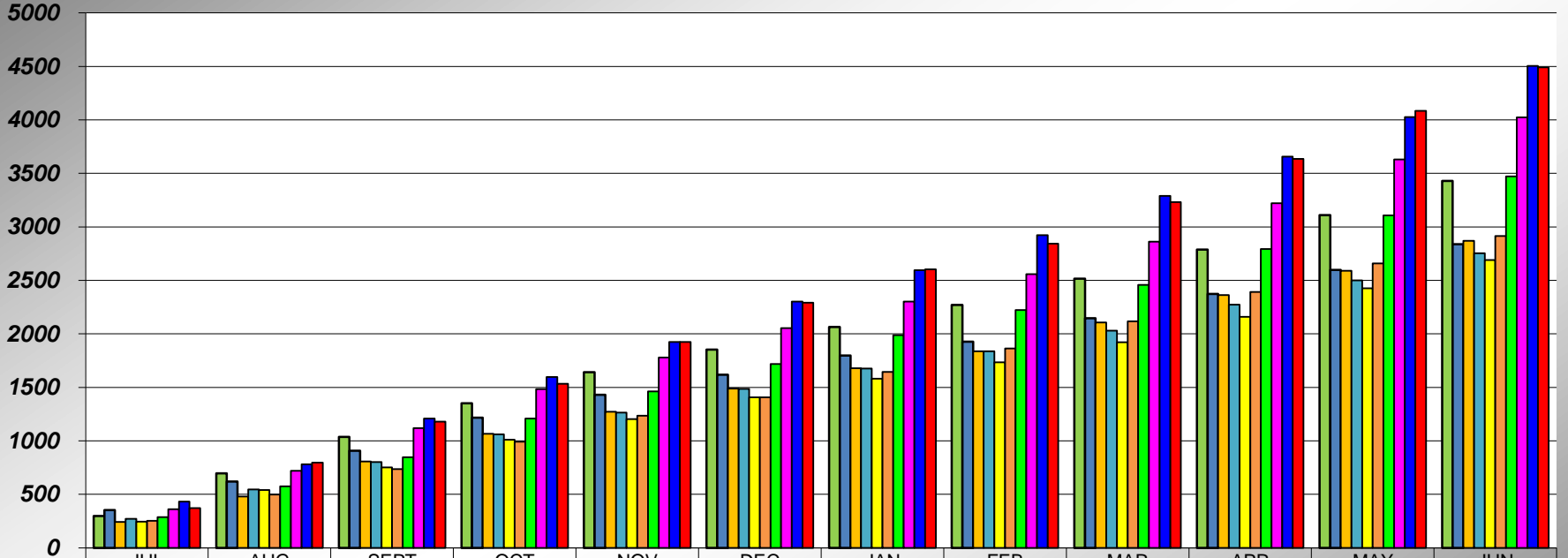
	JUL	AUG	SEP	OCT	NOV	DEC	JAN	FEB	MAR	APR	MAY	JUN
07-08	478	567	516	446	371	255	247	246	289	373	437	451
08-09	472	432	451	446	279	235	230	149	249	282	326	346
09-10	369	348	482	412	284	249	220	200	312	324	359	417
10-11	405	413	420	369	271	254	223	198	240	293	339	412
11-12	381	492	406	404	275	266	216	194	257	322	402	395
12-13	376	383	409	397	299	203	275	262	311	367	453	407
13-14	422	437	418	547	339	309	321	280	300	443	460	500
14-15	525	527	569	576	358	327	319	307	363	457	537	524
15-16	542	459	617	577	388	422	350	361	430	470	519	642
16-17	547	645	593	566	504	414	363	297	456	478	588	567

## PLACER COUNTY BUILDING DEPARTMENT CUMULATIVE PERMITS ISSUED



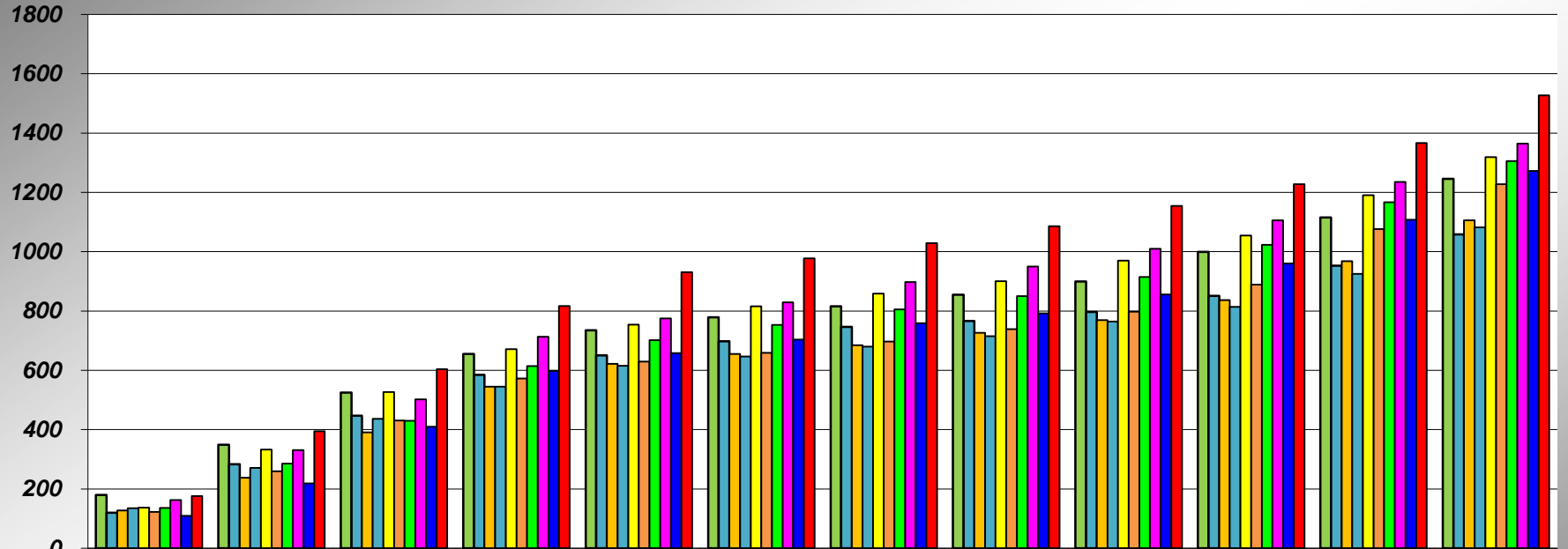


**PLACER COUNTY BUILDING DEPARTMENT  
AUBURN CUMULATIVE  
TOTAL PERMITS ISSUED**



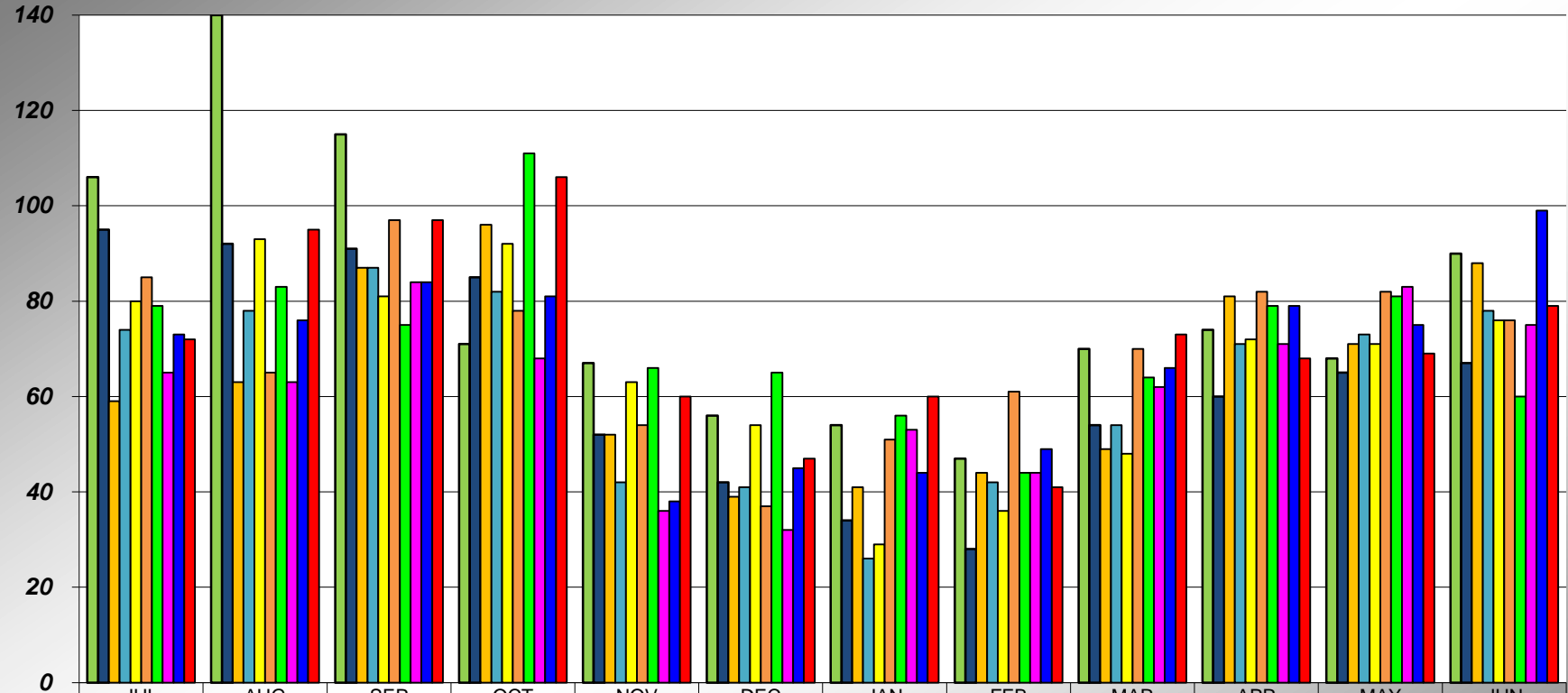
	JUL	AUG	SEPT	OCT	NOV	DEC	JAN	FEB	MAR	APR	MAY	JUN
07-08	298	696	1036	1352	1643	1854	2064	2271	2516	2789	3110	3430
08-09	352	621	908	1216	1430	1617	1799	1928	2146	2374	2598	2839
09-10	242	479	808	1066	1273	1489	1679	1838	2107	2363	2591	2870
10-11	270	547	802	1062	1263	1485	1675	1838	2029	2272	2500	2755
11-12	244	540	752	1012	1204	1408	1581	1734	1921	2159	2425	2691
12-13	253	499	737	993	1235	1408	1645	1865	2117	2393	2659	2915
13-14	286	574	847	1210	1461	1719	1988	2223	2458	2793	3109	3471
14-15	362	721	1119	1484	1780	2053	2303	2558	2861	3222	3630	4025
15-16	433	782	1208	1597	1925	2301	2596	2924	3290	3656	4027	4505
16-17	371	797	1181	1534	1924	2292	2603	2843	3231	3636	4085	4491

**PLACER COUNTY BUILDING DEPARTMENT  
TAHOE CUMULATIVE  
TOTAL PERMITS ISSUED**



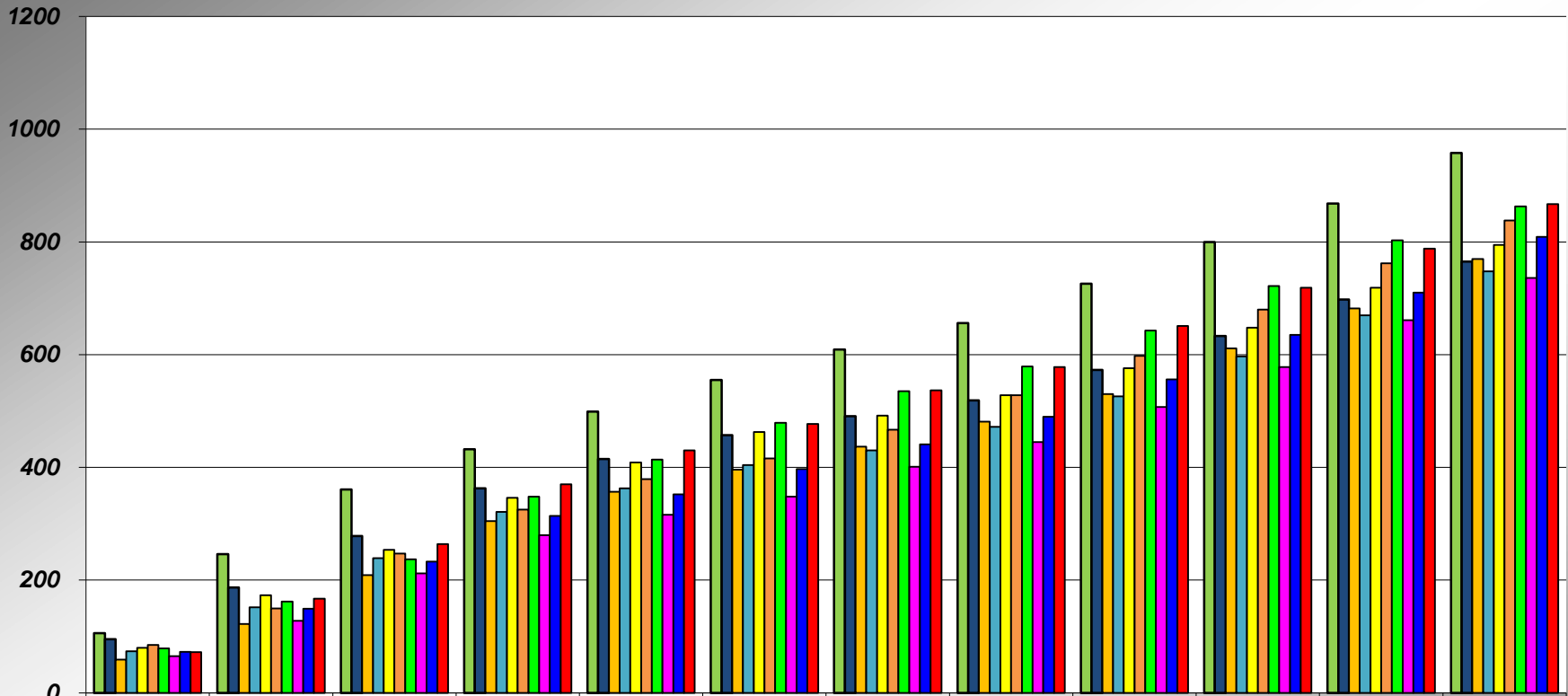
	JUL	AUG	SEPT	OCT	NOV	DEC	JAN	FEB	MAR	APR	MAY	JUN
07-08	180	349	525	655	735	779	816	855	899	999	1115	1246
08-09	120	283	447	585	650	698	746	766	797	851	953	1058
09-10	127	238	391	545	622	655	685	726	769	837	968	1106
10-11	135	271	436	545	615	647	680	715	764	814	925	1082
11-12	137	333	527	671	754	816	859	900	970	1054	1190	1319
12-13	123	260	431	572	629	659	697	739	798	889	1076	1227
13-14	136	285	430	614	702	753	805	850	915	1023	1167	1305
14-15	163	331	502	713	775	829	898	950	1010	1106	1235	1364
15-16	109	219	410	598	658	704	759	792	856	960	1108	1272
16-17	176	395	604	817	931	977	1029	1086	1154	1227	1366	1527

**PLACER COUNTY BUILDING DEPARTMENT  
NUMBER OF RESIDENTIAL ADD/ALTERS**



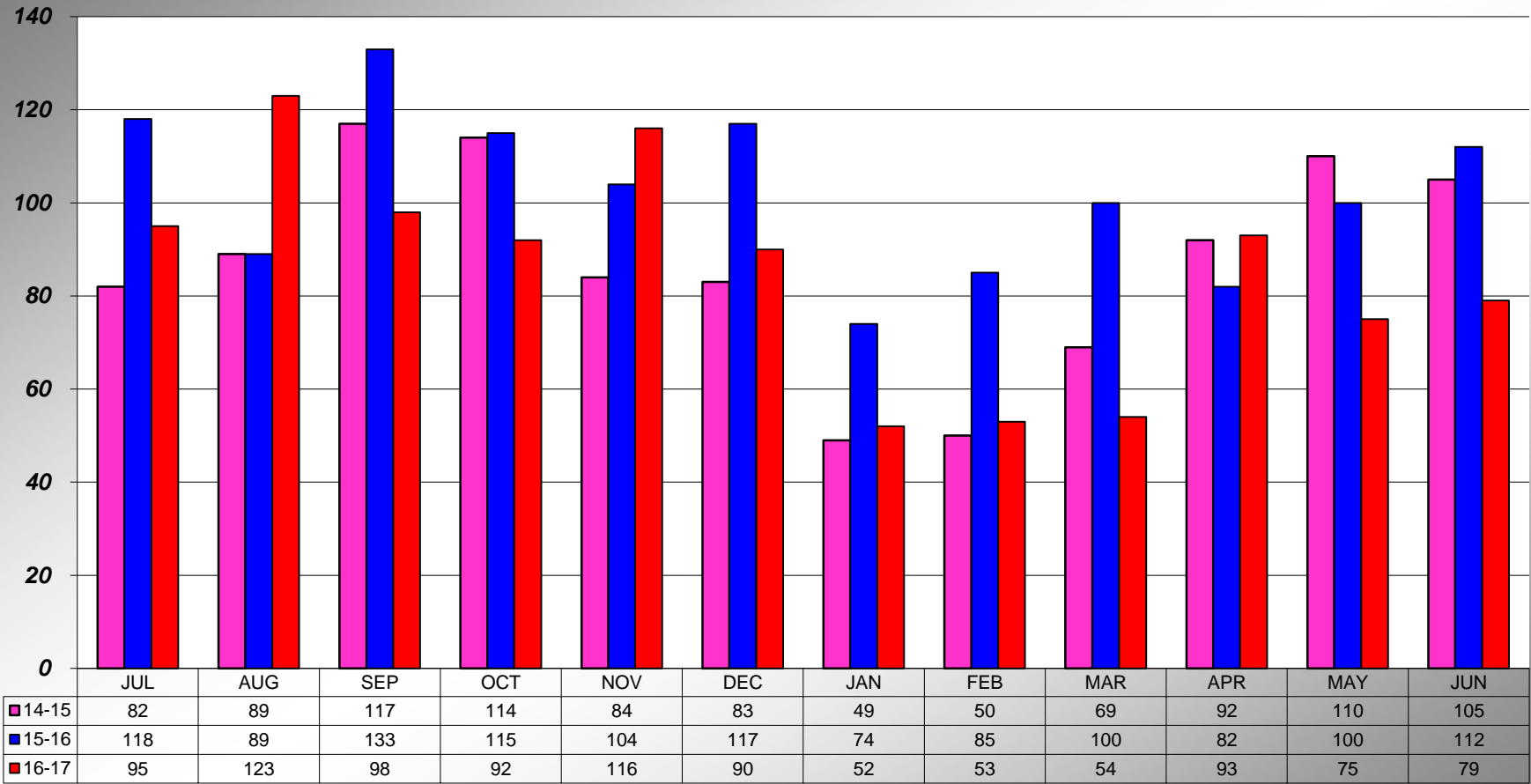
	JUL	AUG	SEP	OCT	NOV	DEC	JAN	FEB	MAR	APR	MAY	JUN
07-08	106	140	115	71	67	56	54	47	70	74	68	90
08-09	95	92	91	85	52	42	34	28	54	60	65	67
09-10	59	63	87	96	52	39	41	44	49	81	71	88
10-11	74	78	87	82	42	41	26	42	54	71	73	78
11-12	80	93	81	92	63	54	29	36	48	72	71	76
12-13	85	65	97	78	54	37	51	61	70	82	82	76
13-14	79	83	75	111	66	65	56	44	64	79	81	60
14-15	65	63	84	68	36	32	53	44	62	71	83	75
15-16	73	76	84	81	38	45	44	49	66	79	75	99
16-17	72	95	97	106	60	47	60	41	73	68	69	79

**PLACER COUNTY BUILDING DEPARTMENT  
CUMULATIVE NUMBER OF RESIDENTIAL ADD/ALTERS**

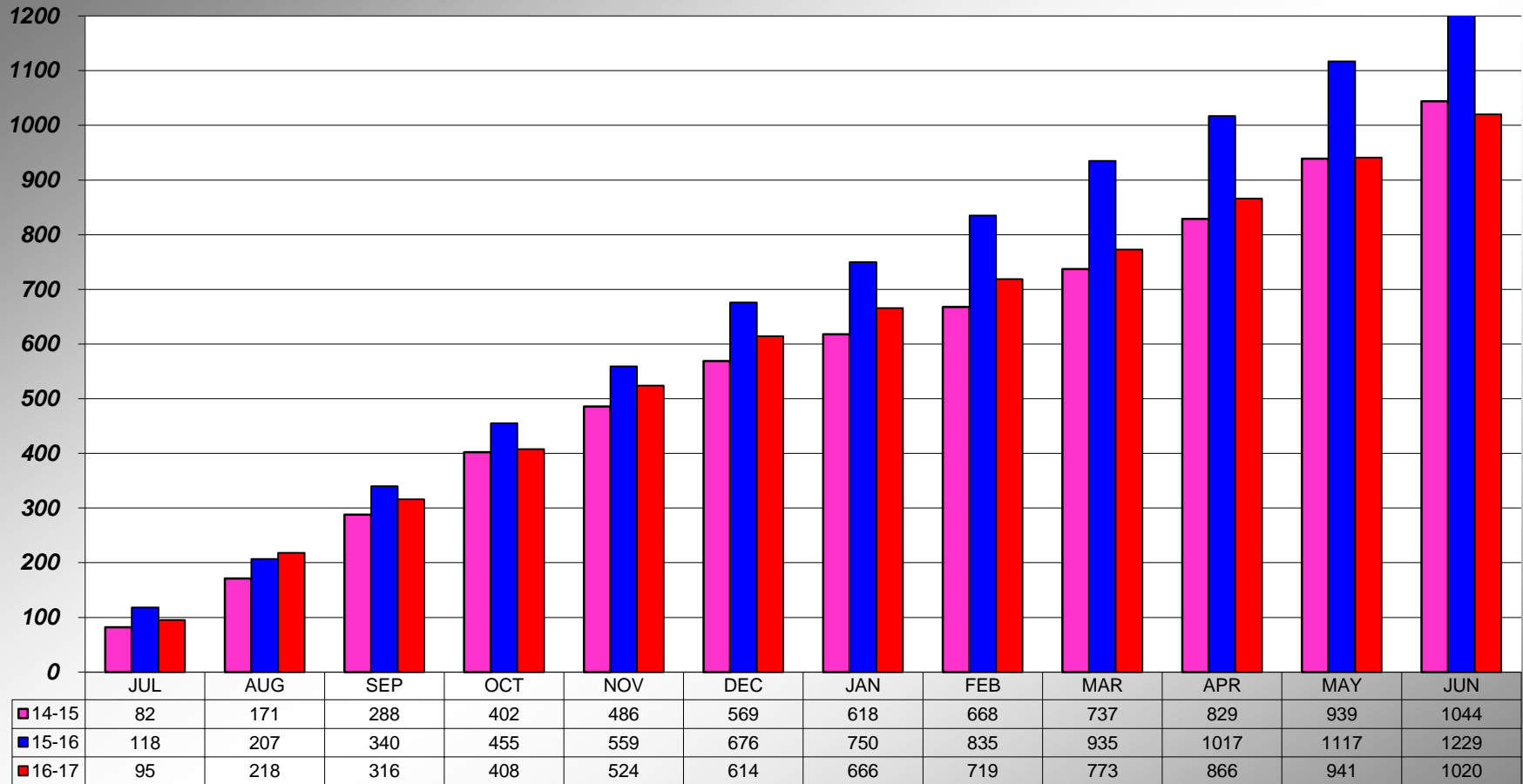


	JUL	AUG	SEP	OCT	NOV	DEC	JAN	FEB	MAR	APR	MAY	JUN
07-08	106	246	361	432	499	555	609	656	726	800	868	958
08-09	95	187	278	363	415	457	491	519	573	633	698	765
09-10	59	122	209	305	357	396	437	481	530	611	682	770
10-11	74	152	239	321	363	404	430	472	526	597	670	748
11-12	80	173	254	346	409	463	492	528	576	648	719	795
12-13	85	150	247	325	379	416	467	528	598	680	762	838
13-14	79	162	237	348	414	479	535	579	643	722	803	863
14-15	65	128	212	280	316	348	401	445	507	578	661	736
15-16	73	149	233	314	352	397	441	490	556	635	710	809
16-17	72	167	264	370	430	477	537	578	651	719	788	867

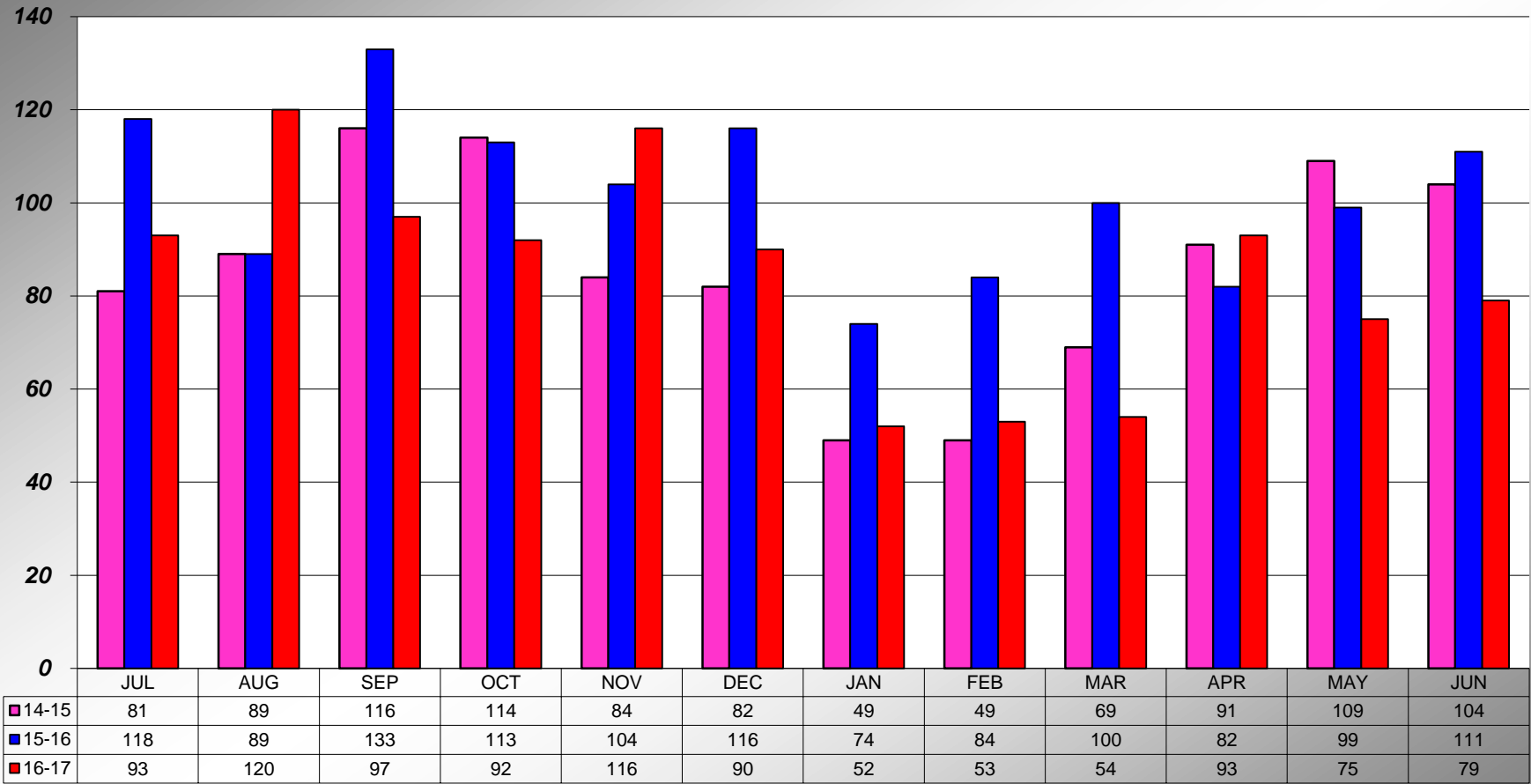
**PLACER COUNTY BUILDING DEPARTMENT  
NUMBER OF RESIDENTIAL SOLAR PERMITS**



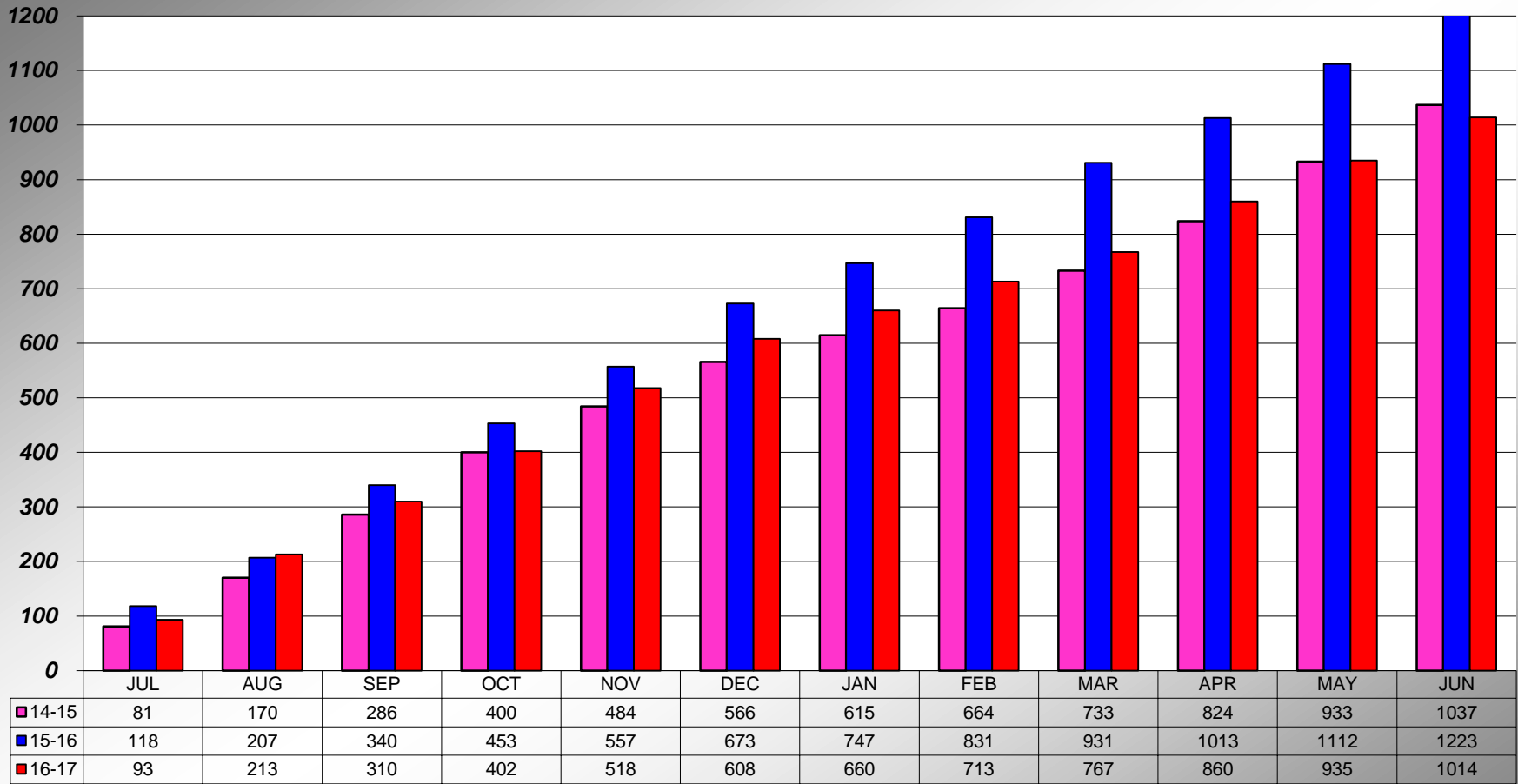
**PLACER COUNTY BUILDING DEPARTMENT  
CUMULATIVE NUMBER OF RESIDENTIAL SOLAR PERMITS**



**PLACER COUNTY BUILDING DEPARTMENT  
AUBURN - NUMBER OF RESIDENTIAL SOLAR PERMITS**



**PLACER COUNTY BUILDING DEPARTMENT  
AUBURN - CUMULATIVE NUMBER OF RESIDENTIAL SOLAR PERMITS**

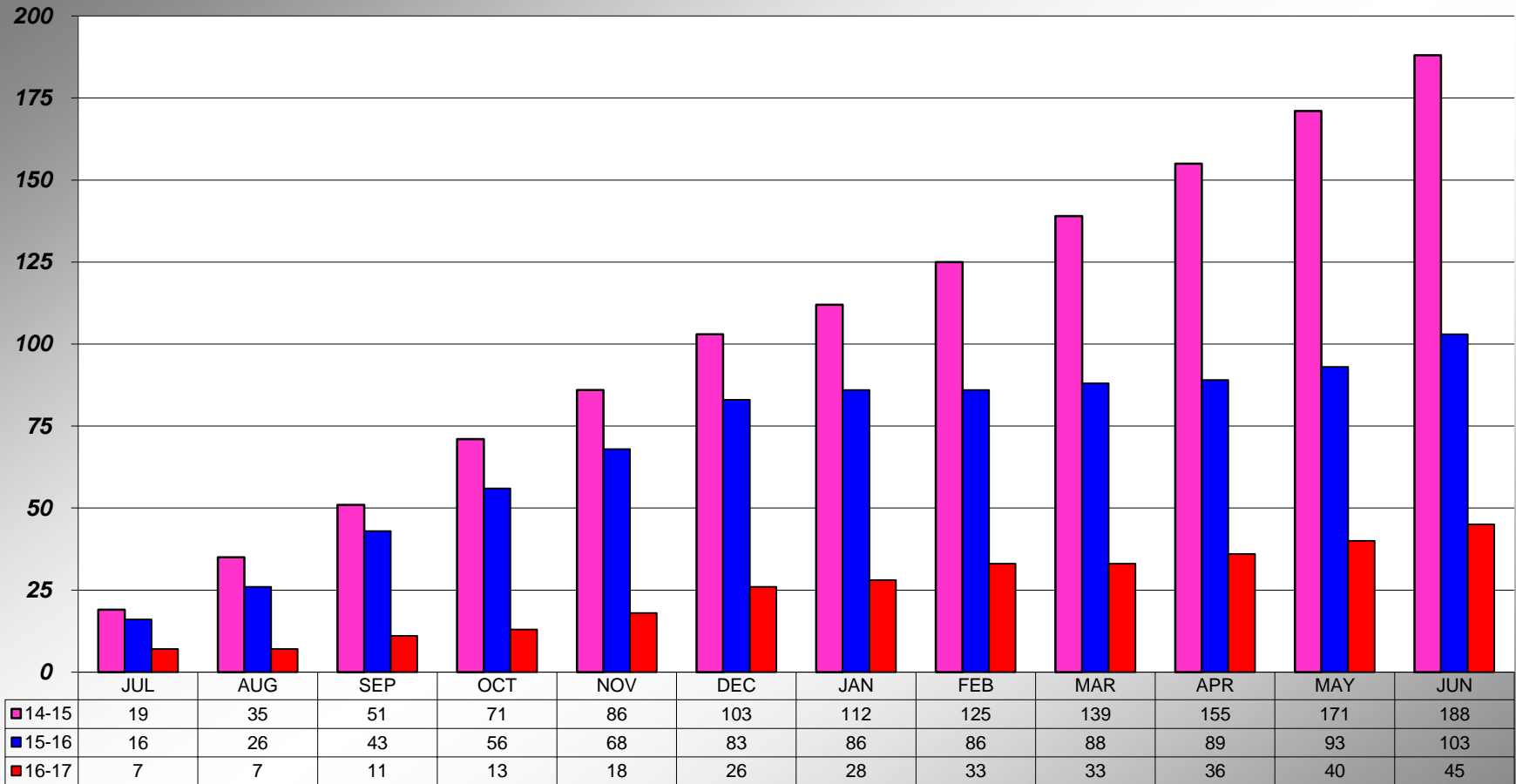






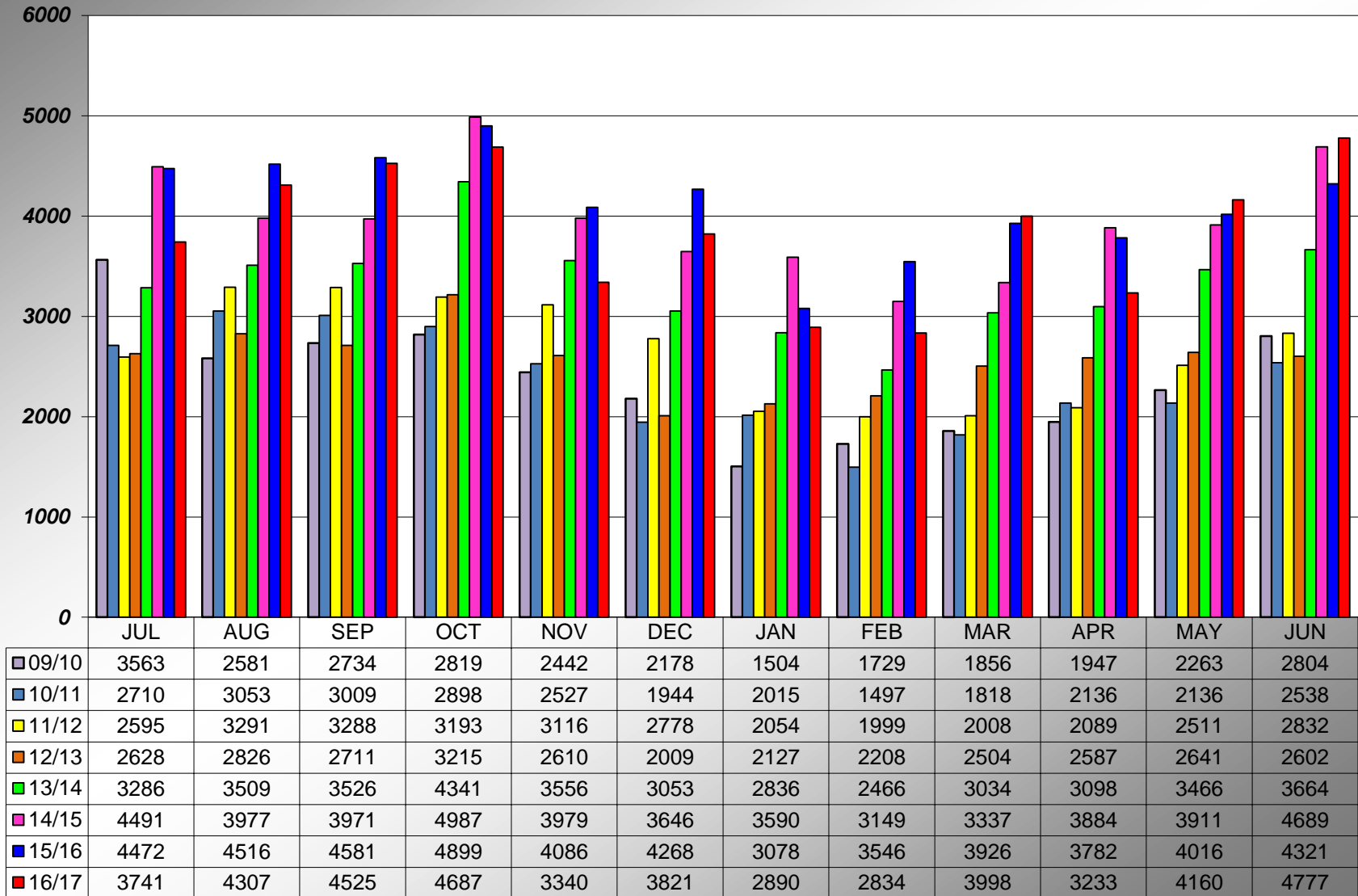


**PLACER COUNTY BUILDING DEPARTMENT  
AUBURN - CUMULATIVE mPOWER PERMITS  
TAHOE = 0**

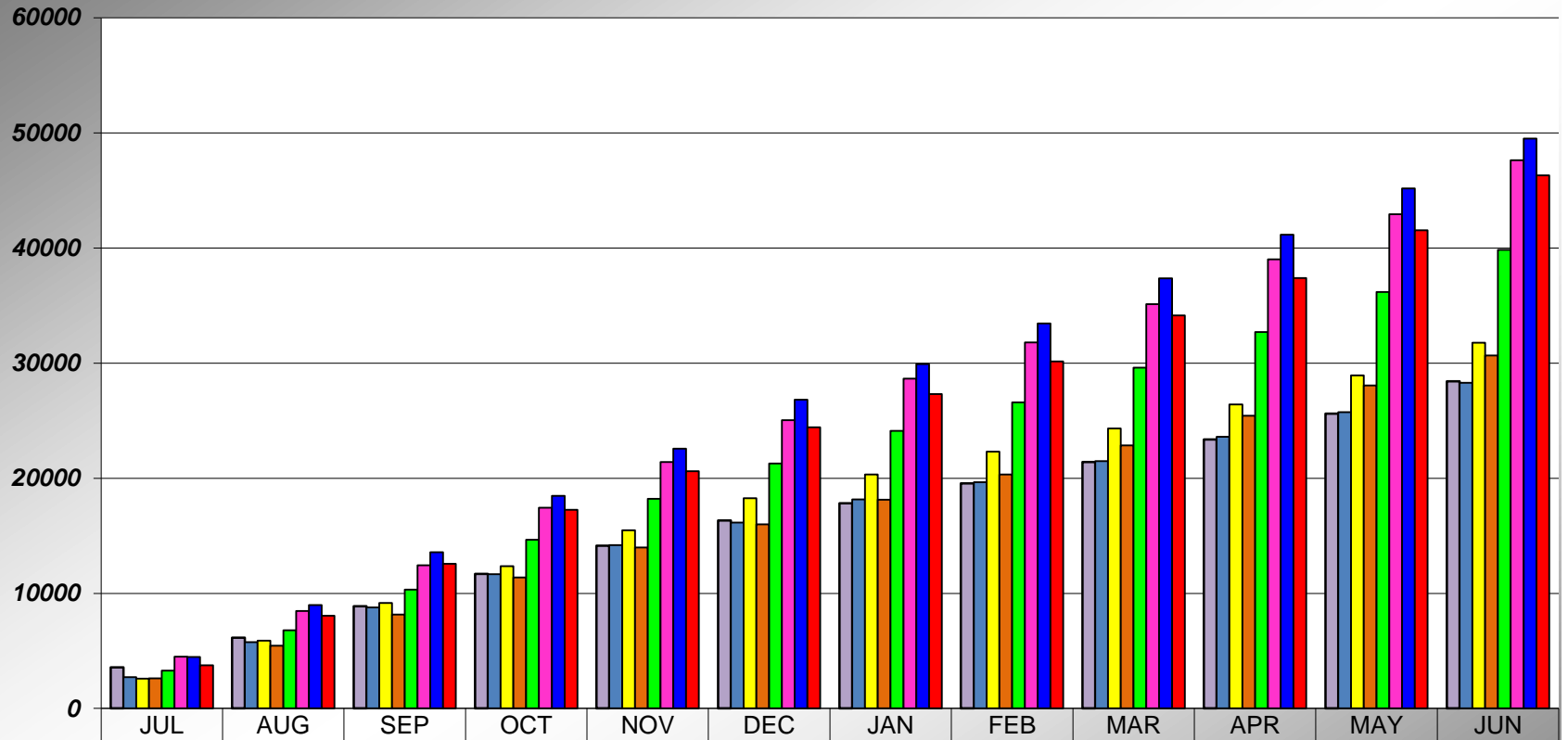


TAHOE = 0

## PLACER COUNTY BUILDING DEPARTMENT TOTAL INSPECTIONS PERFORMED

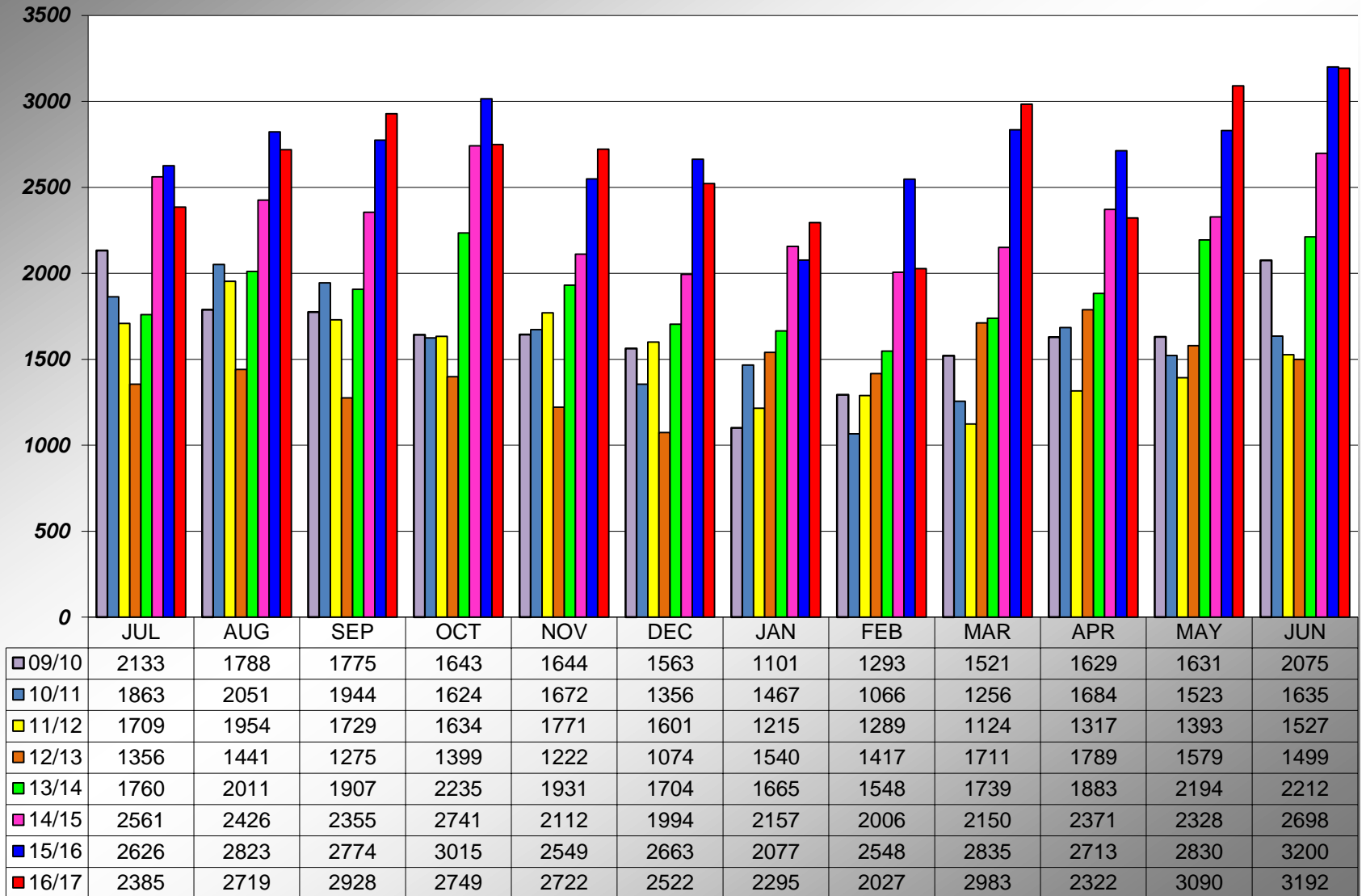


## PLACER COUNTY BUILDING DEPARTMENT CUMULATIVE INSPECTIONS PERFORMED

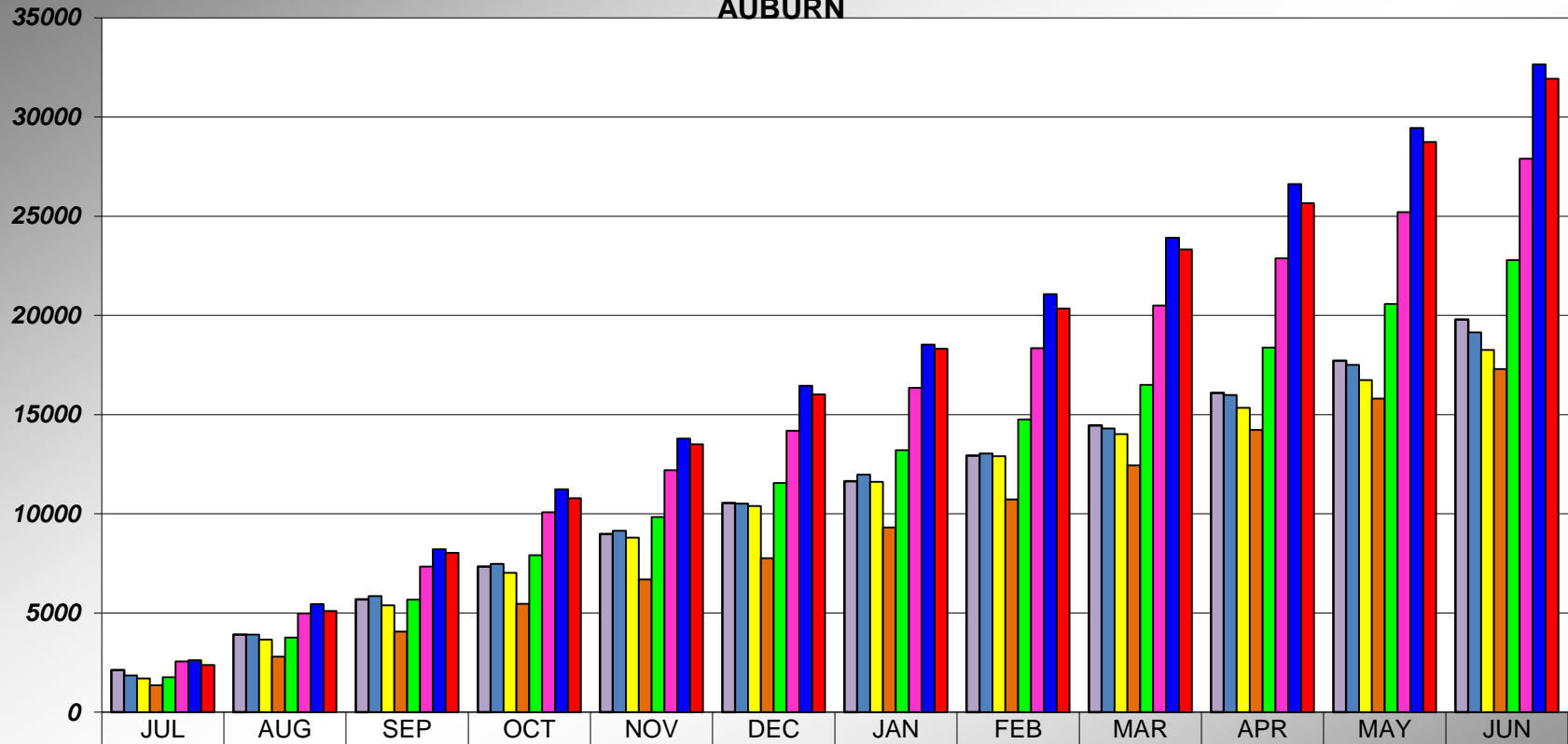


	JUL	AUG	SEP	OCT	NOV	DEC	JAN	FEB	MAR	APR	MAY	JUN
09/10	3563	6144	8878	11697	14139	16317	17821	19550	21406	23353	25616	28420
10/11	2710	5763	8772	11670	14197	16141	18156	19653	21471	23607	25743	28281
11/12	2595	5886	9174	12367	15483	18261	20315	22314	24322	26411	28922	31754
12/13	2628	5454	8165	11380	13990	15999	18126	20334	22838	25425	28066	30668
13/14	3286	6795	10321	14662	18218	21271	24107	26573	29607	32705	36171	39835
14/15	4491	8468	12439	17426	21405	25051	28641	31790	35127	39011	42922	47611
15/16	4472	8988	13569	18468	22554	26822	29900	33446	37372	41154	45170	49491
16/17	3741	8048	12573	17260	20600	24421	27311	30145	34143	37376	41536	46313

## PLACER COUNTY BUILDING DEPARTMENT AUBURN - INSPECTIONS PERFORMED

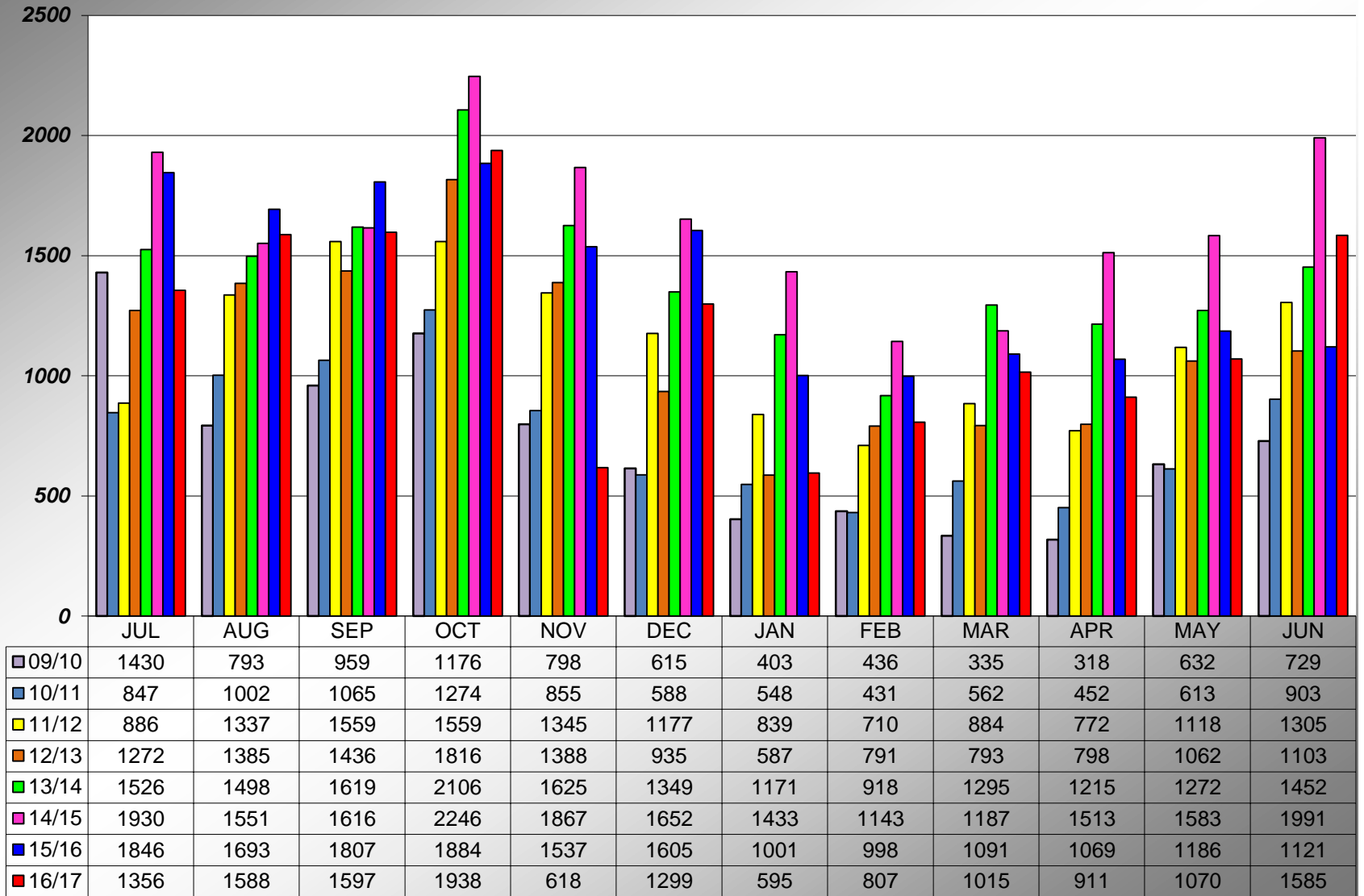


**PLACER COUNTY BUILDING DEPARTMENT  
CUMULATIVE INSPECTIONS PERFORMED  
AUBURN**



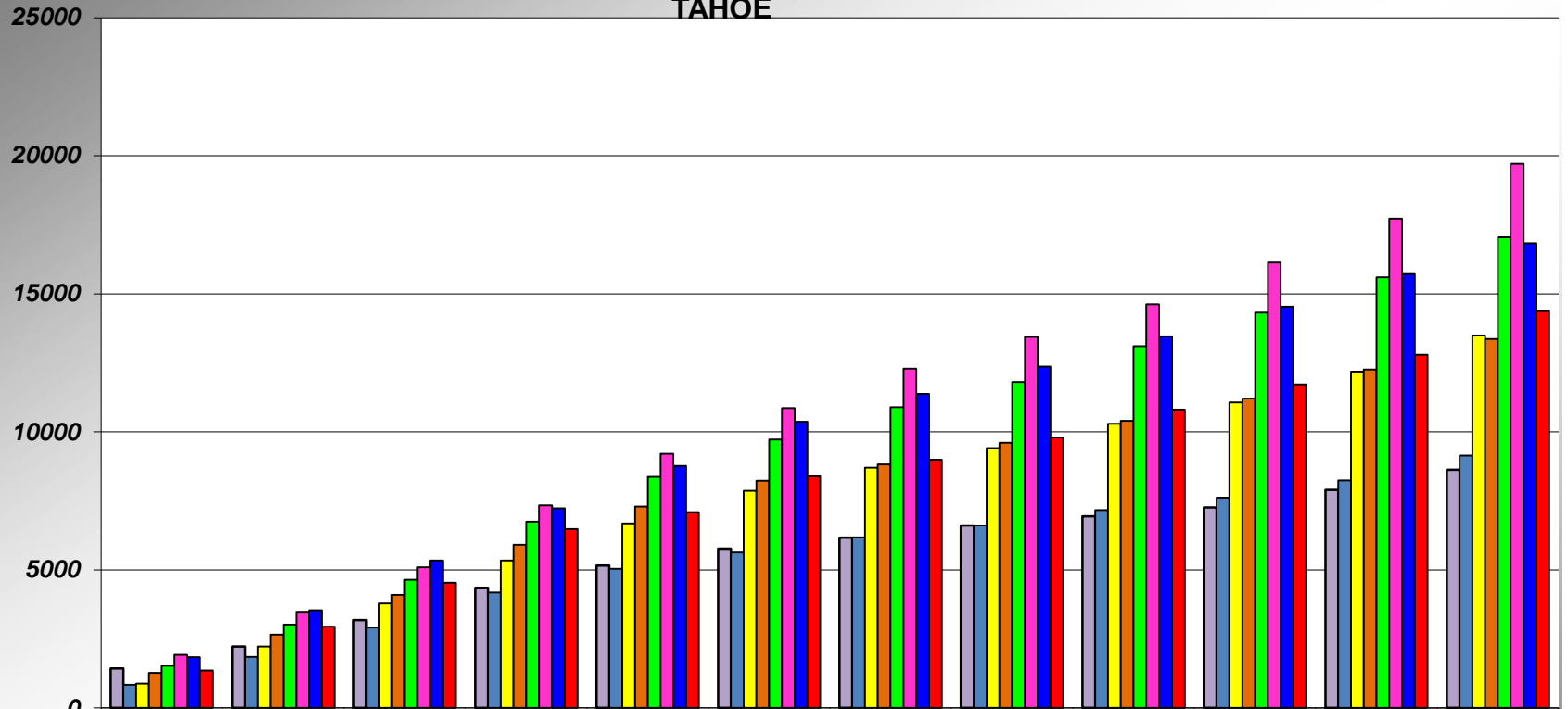
	JUL	AUG	SEP	OCT	NOV	DEC	JAN	FEB	MAR	APR	MAY	JUN
09/10	2133	3921	5696	7339	8983	10546	11647	12940	14461	16090	17721	19796
10/11	1863	3914	5858	7482	9154	10510	11977	13043	14299	15983	17506	19141
11/12	1709	3663	5392	7026	8797	10398	11613	12902	14026	15343	16736	18263
12/13	1356	2797	4072	5471	6693	7767	9307	10724	12435	14224	15803	17302
13/14	1760	3771	5678	7913	9844	11548	13213	14761	16500	18383	20577	22789
14/15	2561	4987	7342	10083	12195	14189	16346	18352	20502	22873	25201	27899
15/16	2626	5449	8223	11238	13787	16450	18527	21075	23910	26623	29453	32653
16/17	2385	5104	8032	10781	13503	16025	18320	20347	23330	25652	28742	31934

## PLACER COUNTY BUILDING DEPARTMENT TAHOE - INSPECTIONS PERFORMED



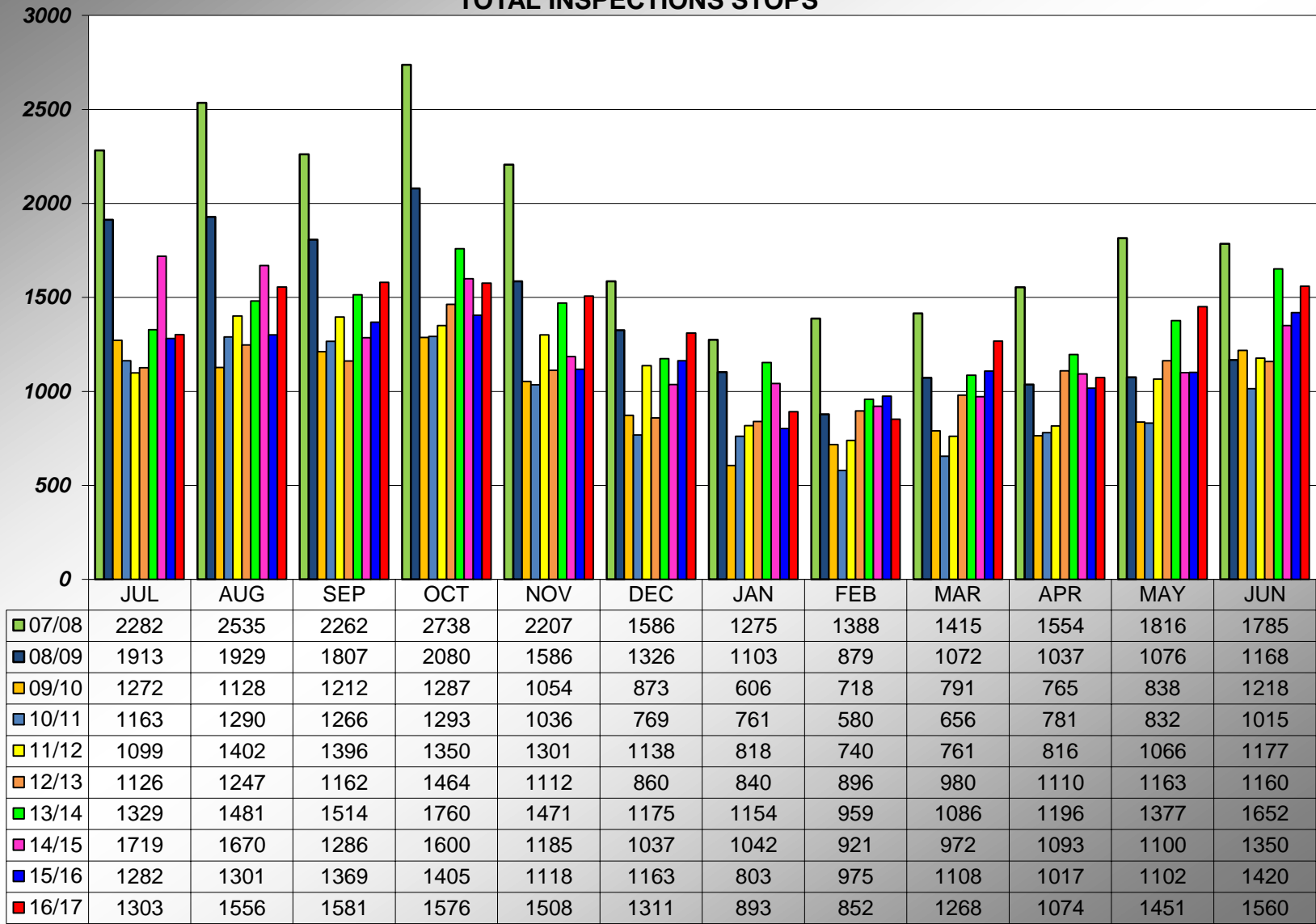


**PLACER COUNTY BUILDING DEPARTMENT  
CUMULATIVE INSPECTIONS PERFORMED  
TAHOE**

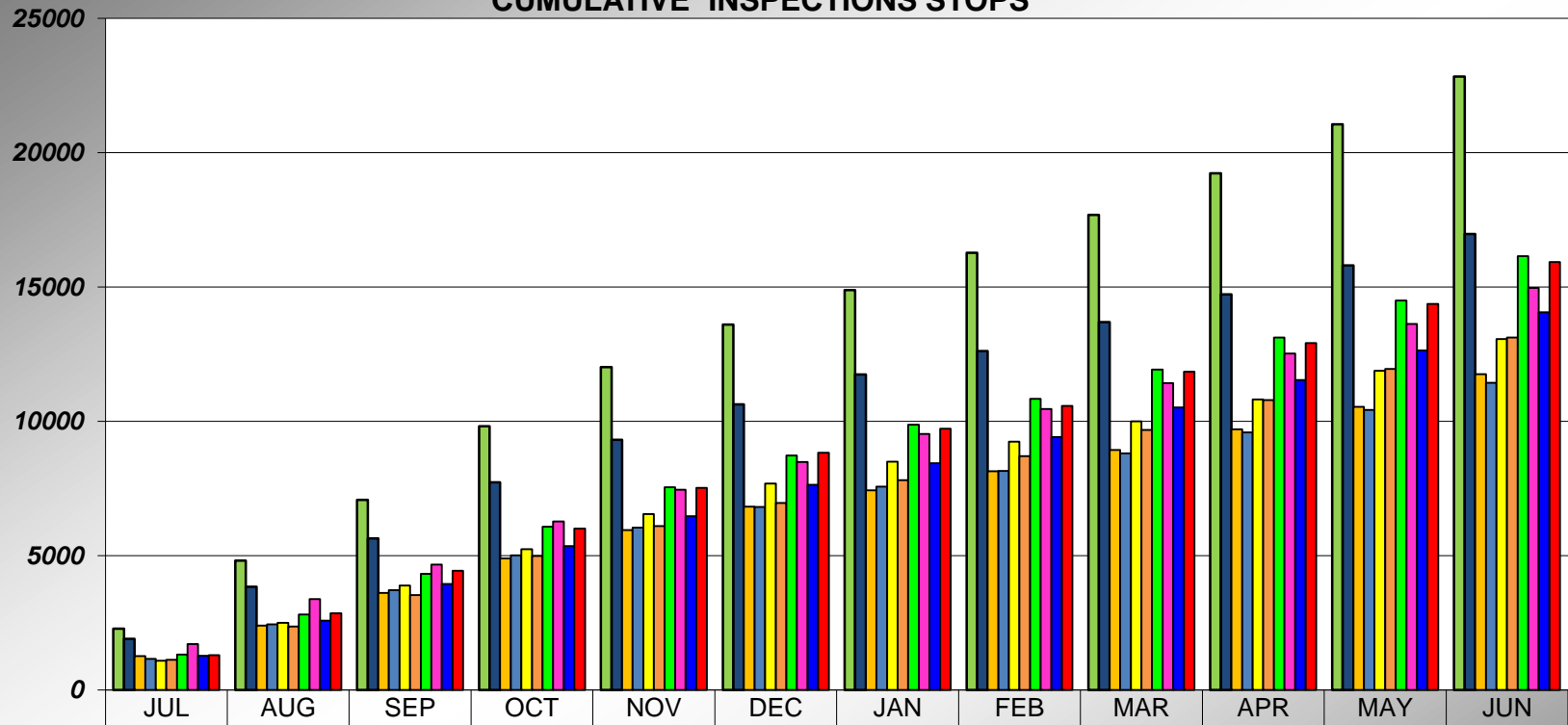


	JUL	AUG	SEP	OCT	NOV	DEC	JAN	FEB	MAR	APR	MAY	JUN
09/10	1430	2223	3182	4358	5156	5771	6174	6610	6945	7263	7895	8624
10/11	847	1849	2914	4188	5043	5631	6179	6610	7172	7624	8237	9140
11/12	886	2223	3782	5341	6686	7863	8702	9412	10296	11068	12186	13491
12/13	1272	2657	4093	5909	7297	8232	8819	9610	10403	11201	12263	13366
13/14	1526	3024	4643	6749	8374	9723	10894	11812	13107	14322	15594	17046
14/15	1930	3481	5097	7343	9210	10862	12295	13438	14625	16138	17721	19712
15/16	1846	3539	5346	7230	8767	10372	11373	12371	13462	14531	15717	16838
16/17	1356	2944	4541	6479	7097	8396	8991	9798	10813	11724	12794	14379

## PLACER COUNTY BUILDING DEPARTMENT TOTAL INSPECTIONS STOPS

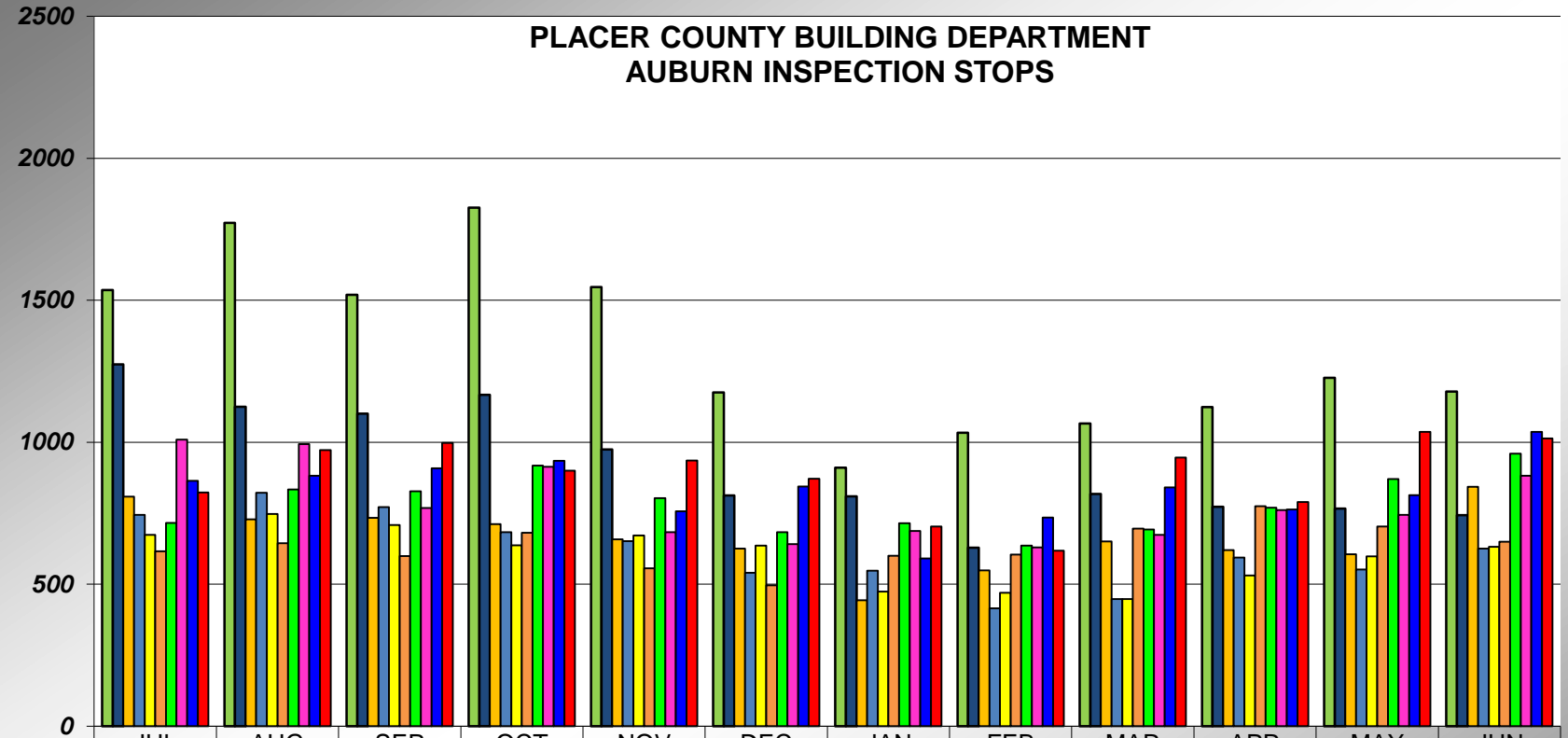


## PLACER COUNTY BUILDING DEPARTMENT CUMULATIVE INSPECTIONS STOPS



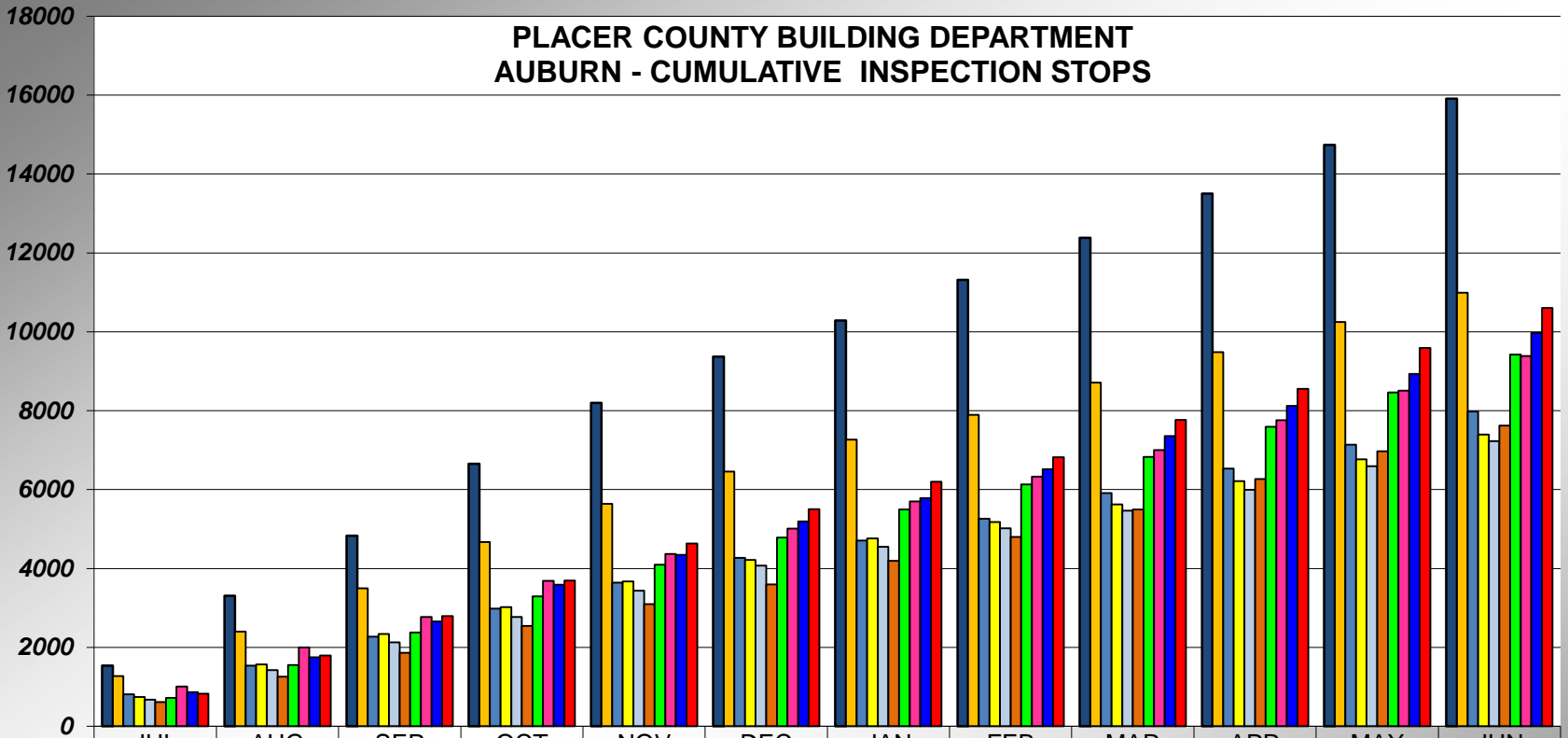
	JUL	AUG	SEP	OCT	NOV	DEC	JAN	FEB	MAR	APR	MAY	JUN
07/08	2282	4817	7079	9817	12024	13610	14885	16273	17688	19242	21058	22843
08/09	1913	3842	5649	7729	9315	10641	11744	12623	13695	14732	15808	16976
09/10	1272	2400	3612	4899	5953	6826	7432	8150	8941	9706	10544	11762
10/11	1163	2453	3719	5012	6048	6817	7578	8158	8814	9595	10427	11442
11/12	1099	2501	3897	5247	6548	7686	8504	9244	10005	10821	11887	13064
12/13	1126	2373	3535	4999	6111	6971	7811	8707	9687	10797	11960	13120
13/14	1329	2810	4324	6084	7555	8730	9884	10843	11929	13125	14502	16154
14/15	1719	3389	4675	6275	7460	8497	9539	10460	11432	12525	13625	14975
15/16	1282	2583	3952	5357	6475	7638	8441	9416	10524	11541	12643	14063
16/17	1303	2859	4440	6016	7524	8835	9728	10580	11848	12922	14373	15933

**PLACER COUNTY BUILDING DEPARTMENT  
AUBURN INSPECTION STOPS**



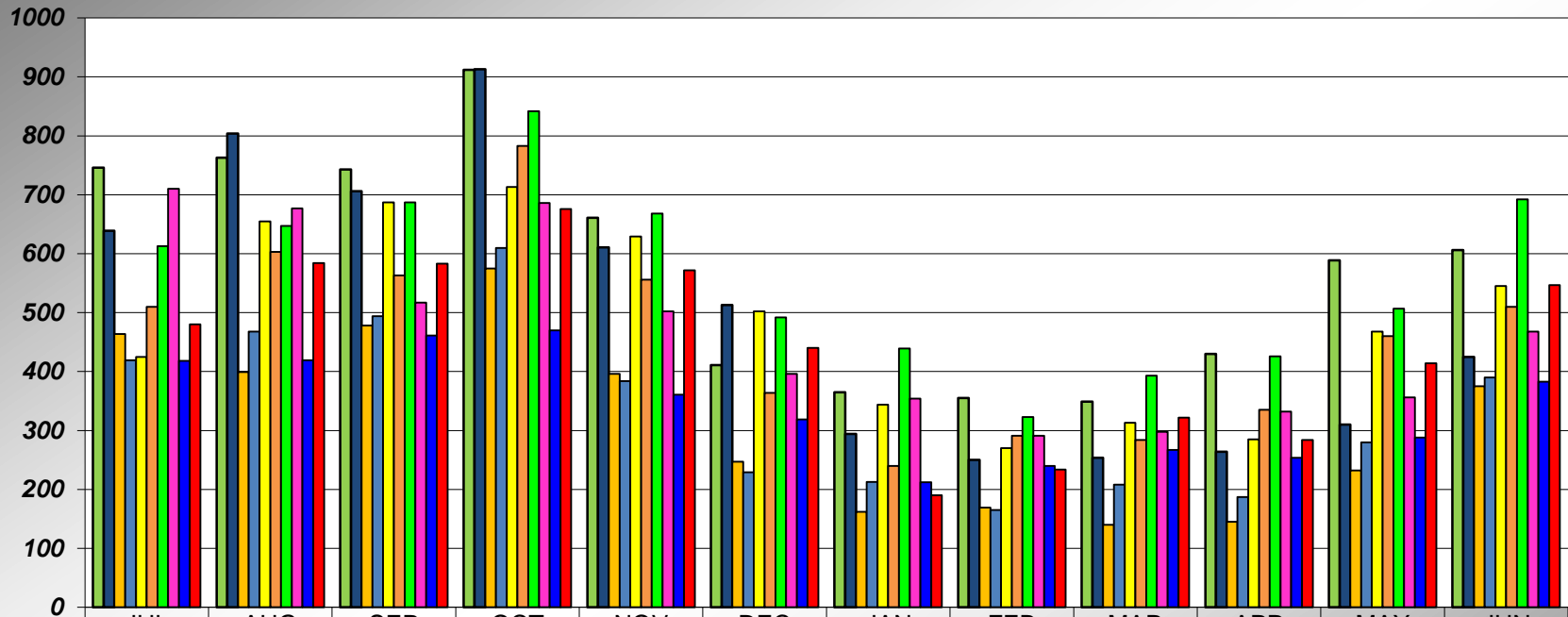
	JUL	AUG	SEP	OCT	NOV	DEC	JAN	FEB	MAR	APR	MAY	JUN
07/08	1536	1772	1519	1826	1546	1175	910	1033	1066	1124	1227	1179
08/09	1274	1125	1101	1167	975	813	809	629	818	773	766	743
09/10	808	729	734	712	658	626	444	549	651	620	606	843
10/11	744	822	772	683	652	540	548	415	448	594	552	625
11/12	674	747	709	637	672	636	474	470	448	531	598	632
12/13	616	644	599	681	556	496	600	605	696	775	703	650
13/14	716	834	827	918	803	683	715	636	693	770	870	960
14/15	1009	993	769	914	683	641	688	630	674	761	744	882
15/16	864	882	908	935	757	844	591	735	841	763	814	1037
16/17	823	972	998	900	936	871	703	618	946	790	1037	1013

**PLACER COUNTY BUILDING DEPARTMENT  
AUBURN - CUMULATIVE INSPECTION STOPS**



	JUL	AUG	SEP	OCT	NOV	DEC	JAN	FEB	MAR	APR	MAY	JUN
■ 07/08	1536	3308	4827	6653	8199	9374	10284	11317	12383	13507	14734	15913
■ 08/09	1274	2399	3500	4667	5642	6455	7264	7893	8711	9484	10250	10993
■ 09/10	808	1537	2271	2983	3641	4267	4711	5260	5911	6531	7137	7980
■ 10/11	744	1566	2338	3021	3673	4213	4761	5176	5624	6218	6770	7395
■ 11/12	674	1421	2130	2767	3439	4075	4549	5019	5467	5998	6596	7228
■ 12/13	616	1260	1859	2540	3096	3592	4192	4797	5493	6268	6971	7621
■ 13/14	716	1550	2377	3295	4098	4781	5496	6132	6825	7595	8465	9425
■ 14/15	1009	2002	2771	3685	4368	5009	5697	6327	7001	7762	8506	9388
■ 15/16	864	1746	2654	3589	4346	5190	5781	6516	7357	8120	8934	9971
■ 16/17	823	1795	2793	3693	4629	5500	6203	6821	7767	8557	9594	10607

## PLACER COUNTY BUILDING DEPARTMENT TAHOE INSPECTION STOPS



	JUL	AUG	SEP	OCT	NOV	DEC	JAN	FEB	MAR	APR	MAY	JUN
07/08	746	763	743	912	661	411	365	355	349	430	589	606
08/09	639	804	706	913	611	513	294	250	254	264	310	425
09/10	464	399	478	575	396	247	162	169	140	145	232	375
10/11	419	468	494	610	384	229	213	165	208	187	280	390
11/12	425	655	687	713	629	502	344	270	313	285	468	545
12/13	510	603	563	783	556	364	240	291	284	335	460	510
13/14	613	647	687	842	668	492	439	323	393	426	507	692
14/15	710	677	517	686	502	396	354	291	298	332	356	468
15/16	418	419	461	470	361	319	212	240	267	254	288	383
16/17	480	584	583	676	572	440	190	234	322	284	414	547

## PLACER COUNTY BUILDING DEPARTMENT TAHOE CUMULATIVE INSPECTION STOPS

