

PLACER COUNTY BUILDING DEPARTMENT

BUILDING PERMIT ACTIVITY REPORT

JANUARY 2020

PERMITS ISSUED	AUBURN OFFICE		TAHOE OFFICE		DEPARTMENT TOTALS		YEAR-TO-DATE TOTALS	
	VALUATION	PERMITS	VALUATION	PERMITS	VALUATION	PERMITS	VALUATION	PERMITS
Single Family Dwelling (as reported to US Census Bureau)	4,416,351	13	-	-	4,416,351	13	86,458,954	173
Two Family Dwelling							740,377	2
Three & Four Family Dwelling / Condo								
Apartment Buildings							29,065,922	1
Hotels Motels			236,238	1	236,238	1	236,238	1
Garages, Carports, Shops	321,438	6			321,438	6	2,309,033	42
Other Bldgs, Storage, Sheds, Guest House	820,328	7	32,000	1	852,328	8	5,853,882	63
Add/Alter Bldgs, Deck, Porch, Patio, Covers	2,121,980	30	1,140,628	13	3,262,608	43	22,698,780	384
Moved or Relocated Buildings								
Reroof/Reside	481,421	26	128,555	5	609,976	31	11,026,775	508
Pools/Spas	986,232	15	-	1	986,232	16	6,769,737	129
Retaining Walls, Fences, Misc								
Demolitions	N/A	2	N/A	1	N/A	3	N/A	49
Solar-Residential	N/A	81	N/A	-	N/A	81	N/A	673
Manufactured/Mobilehome Installations	N/A	1	N/A		N/A	1	N/A	14
*Miscellaneous Permits	N/A	182	N/A	30	N/A	212	N/A	1,575
SUB-TOTAL RESIDENTIAL:	9,147,750	363	1,537,421	52	10,685,171	415	165,159,698	3,614
Other Non-Housekeeping Shelter								
Elderly Resident Care Home							22,967,498	4
Amusement, Recreational Bldgs							25,000	1
Churches/Other Religious Bldgs							1,365,554	3
Industrial Buildings	125,767	2			125,767	2	125,767	2
Parking Garages								
Service Station/Repair Garage	300,000	1			300,000	1	300,000	1
Office, Bank, Professional							19,825,607	12
Public Works, Utility							26,156	1
School/Other Educational Bldgs								
Stores & Customer Services	87,754	1			87,754	1	6,804,285	26
Other buildings/commercial							3,332,822	16
Signs	1,000	1			1,000	1	214,024	20
Other Commercial Structures	78,500	4			78,500	4	1,044,500	24
Add/Alter bldgs/TI's	9,950	1			9,950	1	1,525,996	25
Solar-Commercial	N/A	1	N/A		N/A	1	N/A	7
Demolish all other buildings	N/A		N/A	1	N/A	1	N/A	4
SUB-TOTAL NON-RESIDENTIAL:	602,971	11		1	602,971	12	57,557,209	146
COMBINED TOTALS (RES/NON-RES:)	9,750,721	374	1,537,421	53	11,288,142	427	222,716,907	3,760
PREVIOUS RUNNING TOTAL:	165,883,030	2,591	45,545,735	742	211,428,765	3,333		
RUNNING TOTAL (FISCAL YEAR 19/20)	175,633,751	2,965	47,083,156	795	222,716,907	3,760		

* Miscellaneous permits (non-structural permits) include electrical, plumbing, mechanical/woodstove, setbacks, Special Inspection, solar, abatement, and permit extensions/renewals

SINGLE FAMILY DWELLING INFORMATION

JANUARY 2020

MONTHLY COMPARISONS

JANUARY 2020 FISCAL YEAR	SFD #	SFD VALUATION	Current Valuation % Increase	Current # % Increase	All Permits Valuation	Current Valuation % Increase
2017 - 2018	26	9,156,915	-51.77%	-50.00%	15,310,182	-26.27%
2018 - 2019	10	6,063,202	-27.16%	30.00%	29,662,691	-61.94%
2019 - 2020	13	4,416,351	CURRENT	CURRENT	11,288,142	CURRENT

YEAR-TO-DATE COMPARISONS

JULY - JANUARY 2020 FISCAL YEAR	SFD #	SFD VALUATION	Current Valuation % Increase	Current # % Increase	All Permits Valuation	Current Valuation % Increase
2017 - 2018	202	94,856,139	-8.85%	-14.36%	174,566,885	27.58%
2018 - 2019	205	99,468,869	-13.08%	-15.61%	207,474,838	7.35%
2019 - 2020	173	86,458,954	CURRENT	CURRENT	222,716,907	CURRENT

CONSTRUCTION FEES RECEIVED

DISTRIBUTION OF FEES

	AUBURN OFFICE	TAHOE OFFICE	COMBINED TOTALS
TOTAL CONSTRUCTION FEES	162,327	56,622	218,949
PREVIOUS TOTALS	1,741,272	676,485	2,417,757
TOTALS TO DATE	1,903,599	733,107	2,636,706

YEAR-TO-DATE FEE COMPARISONS*

JULY - JANUARY 2020 FISCAL YEAR	AUBURN OFFICE	TAHOE OFFICE	COMBINED TOTALS	Current Revenue % Increase
2017 - 2018	1,360,285	693,392	2,053,677	28.39%
2018 - 2019	1,432,969	773,580	2,206,549	19.49%
2019 - 2020	1,903,599	733,107	2,636,706	CURRENT

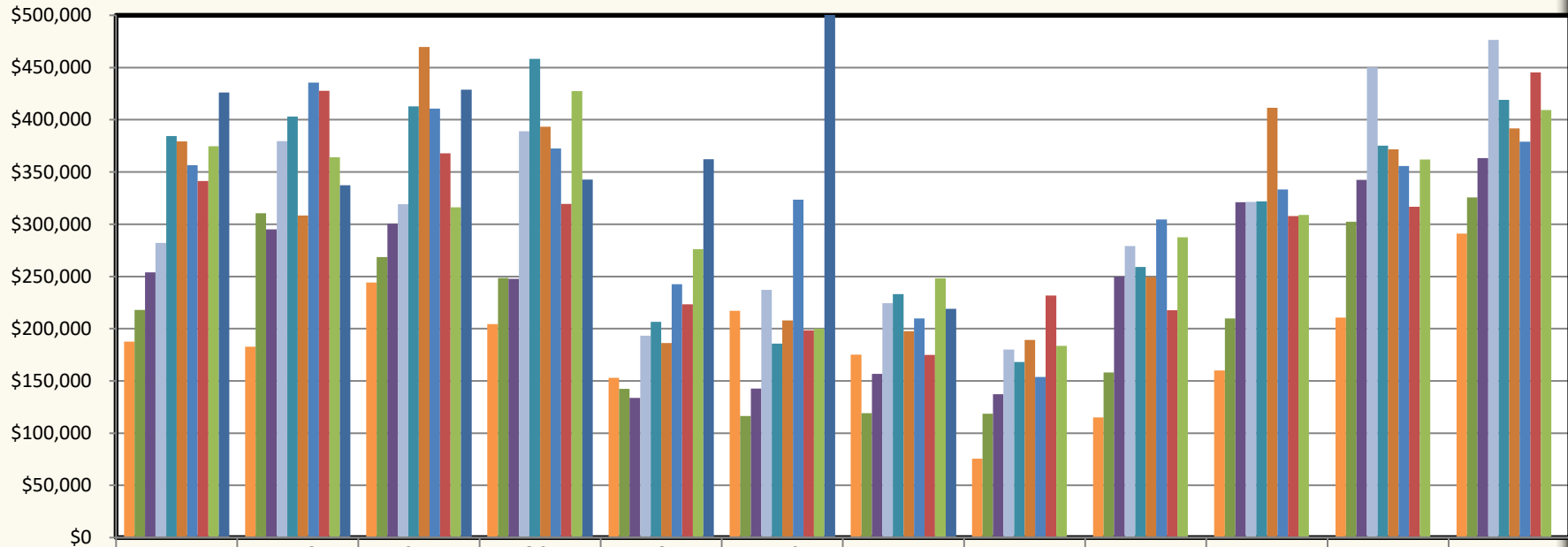
*Construction Fees Only

INSPECTION INFORMATION

INSPECTIONS - STOPS - MILEAGE

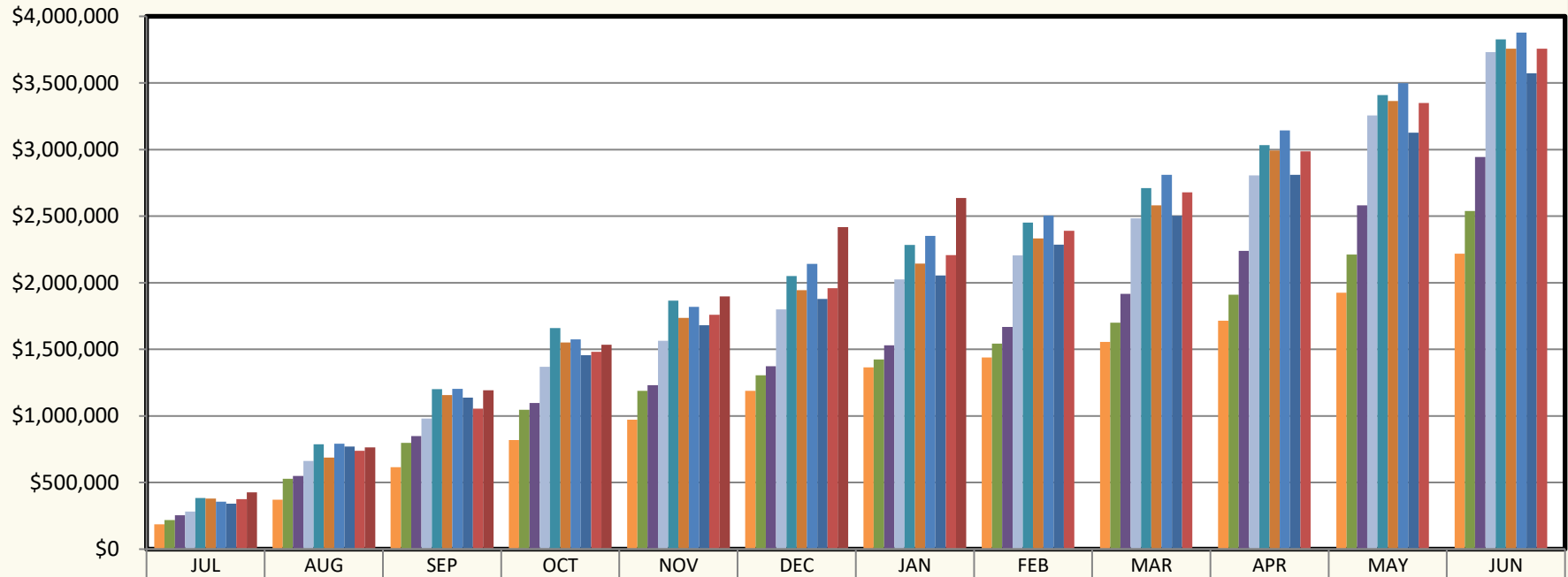
	INSPECTION TOTAL			TOTAL STOPS	TOTAL MILEAGE	
	Residential	Non-Residential			AUBURN OFFICE	TAHOE OFFICE
AUBURN OFFICE	2,225	144	1,044	5,214		
TAHOE OFFICE	758	52	325	2,551		
SUB-TOTAL	2,983	196	1,369	7,765		
PREVIOUS TOTAL	23,734	1,764	8,604	50,372		
TOTALS TO DATE	26,717	1,960	9,973	58,137		

PLACER COUNTY BUILDING DEPARTMENT MONTHLY REVENUE



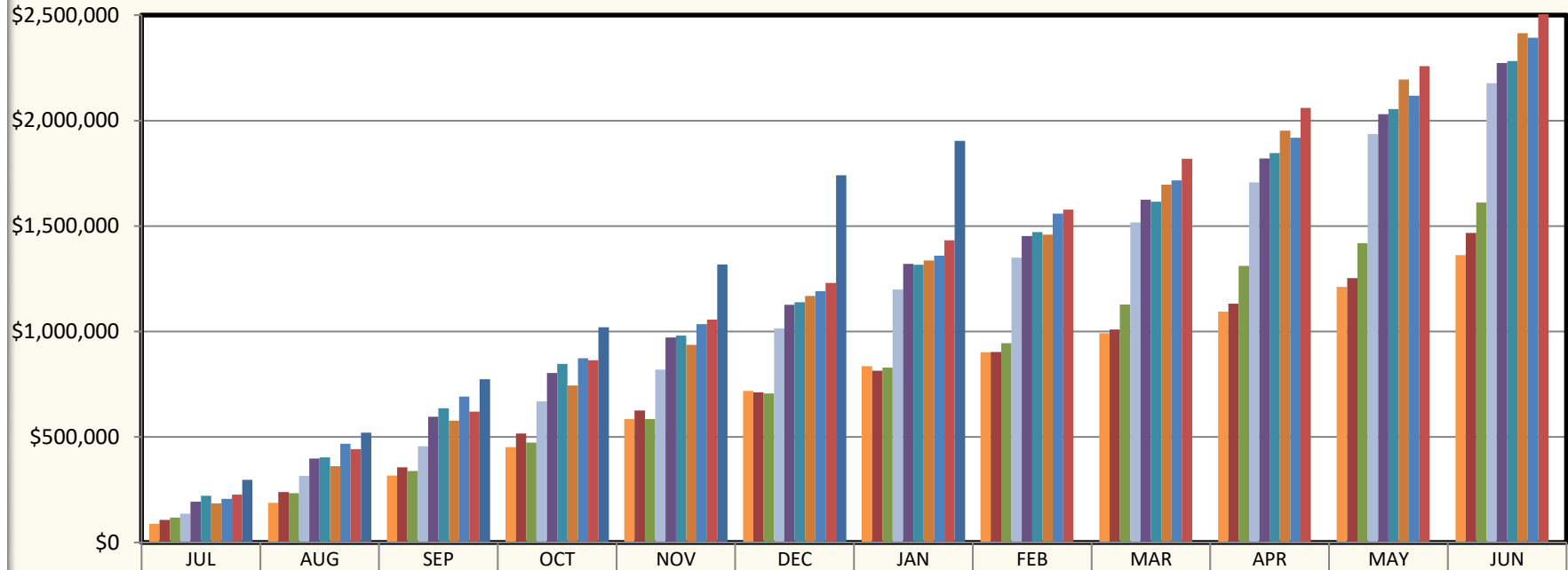
	JUL	AUG	SEP	OCT	NOV	DEC	JAN	FEB	MAR	APR	MAY	JUN
10/11	\$187,620	\$182,865	\$244,135	\$204,458	\$153,006	\$217,237	\$175,172	\$75,489	\$115,190	\$159,987	\$210,727	\$291,089
11/12	\$217,999	\$310,476	\$268,647	\$248,576	\$142,444	\$116,297	\$119,050	\$118,569	\$157,993	\$209,727	\$302,482	\$325,596
12/13	\$253,862	\$295,130	\$300,394	\$247,742	\$133,867	\$142,559	\$156,781	\$137,189	\$249,842	\$321,031	\$342,371	\$363,424
13/14	\$282,126	\$379,529	\$319,308	\$388,936	\$193,391	\$237,149	\$224,408	\$180,015	\$279,028	\$321,312	\$450,310	\$476,582
14/15	\$384,353	\$403,015	\$412,906	\$458,423	\$206,566	\$185,751	\$233,149	\$168,094	\$259,156	\$321,885	\$375,234	\$419,061
15/16	\$379,395	\$308,264	\$469,795	\$393,339	\$186,253	\$207,979	\$197,751	\$189,096	\$249,451	\$411,592	\$371,789	\$391,675
16/17	\$356,466	\$435,675	\$410,713	\$372,537	\$242,593	\$323,395	\$209,831	\$153,666	\$304,428	\$333,131	\$355,598	\$379,029
17/18	\$341,492	\$427,820	\$367,943	\$319,564	\$223,330	\$198,382	\$174,942	\$231,858	\$217,632	\$307,779	\$316,727	\$445,380
18/19	\$374,549	\$364,225	\$316,208	\$427,414	\$276,023	\$199,994	\$248,136	\$183,516	\$287,490	\$308,873	\$361,953	\$409,375
19/20	\$426,103	\$337,257	\$428,693	\$342,840	\$362,182	\$520,682	\$218,949					

PLACER COUNTY BUILDING DEPARTMENT CUMULATIVE REVENUE



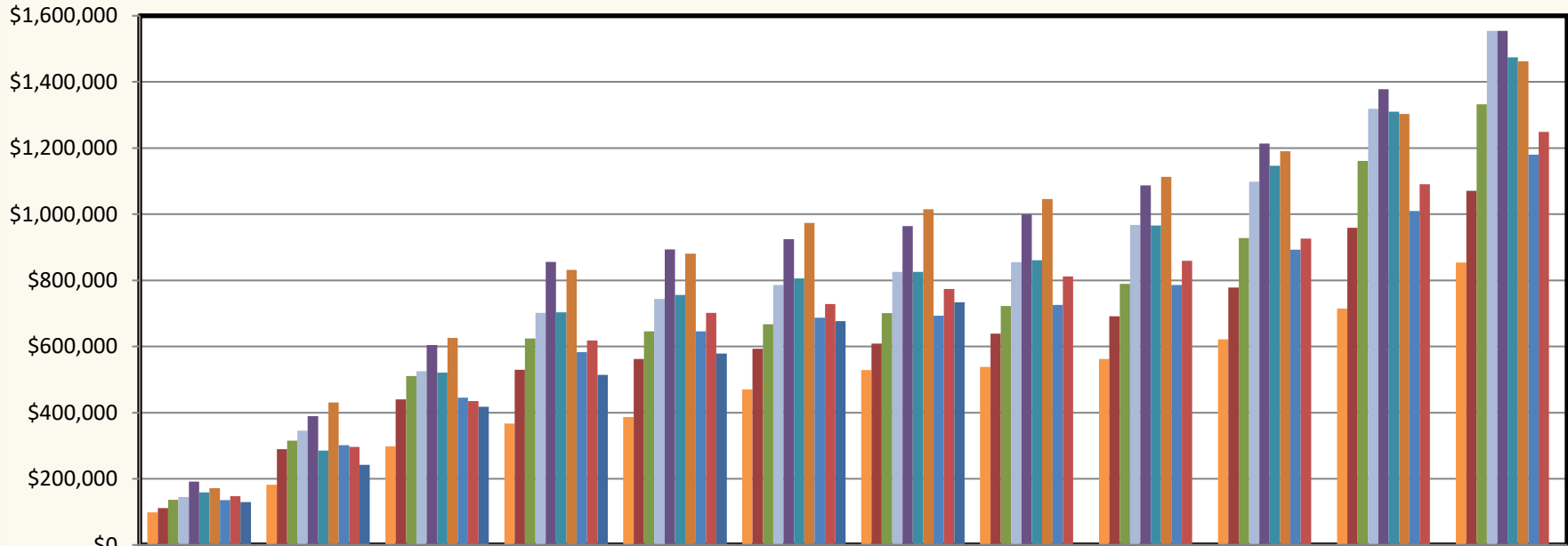
	JUL	AUG	SEP	OCT	NOV	DEC	JAN	FEB	MAR	APR	MAY	JUN
10/11	\$187,620	\$370,485	\$614,620	\$819,077	\$972,083	\$1,189,320	\$1,364,493	\$1,439,982	\$1,555,172	\$1,715,159	\$1,925,886	\$2,216,975
11/12	\$217,999	\$528,475	\$797,122	\$1,045,698	\$1,188,141	\$1,304,439	\$1,423,489	\$1,542,058	\$1,700,050	\$1,909,777	\$2,212,259	\$2,537,855
12/13	\$253,862	\$548,992	\$849,387	\$1,097,128	\$1,230,995	\$1,373,553	\$1,530,334	\$1,667,523	\$1,917,366	\$2,238,396	\$2,580,767	\$2,944,191
13/14	\$282,126	\$661,655	\$980,963	\$1,369,899	\$1,563,290	\$1,800,439	\$2,024,847	\$2,204,862	\$2,483,890	\$2,805,202	\$3,255,512	\$3,732,094
14/15	\$384,353	\$787,368	\$1,200,274	\$1,658,697	\$1,865,262	\$2,051,013	\$2,284,162	\$2,452,256	\$2,711,412	\$3,033,297	\$3,408,531	\$3,827,592
15/16	\$379,395	\$687,658	\$1,157,454	\$1,550,793	\$1,737,046	\$1,945,025	\$2,142,776	\$2,331,872	\$2,581,323	\$2,992,915	\$3,364,704	\$3,756,379
16/17	\$356,466	\$792,141	\$1,202,854	\$1,575,391	\$1,817,983	\$2,141,378	\$2,351,209	\$2,504,876	\$2,809,303	\$3,142,434	\$3,498,032	\$3,877,061
17/18	\$341,492	\$769,311	\$1,137,254	\$1,456,819	\$1,680,149	\$1,878,531	\$2,053,473	\$2,285,331	\$2,502,963	\$2,810,742	\$3,127,469	\$3,572,849
18/19	\$374,549	\$738,774	\$1,054,982	\$1,482,396	\$1,758,419	\$1,958,413	\$2,206,549	\$2,390,065	\$2,677,555	\$2,986,428	\$3,348,381	\$3,757,756
19/20	\$426,103	\$763,360	\$1,192,053	\$1,534,893	\$1,897,075	\$2,417,757	\$2,636,706					

PLACER COUNTY BUILDING DEPARTMENT AUBURN - CUMULATIVE REVENUE



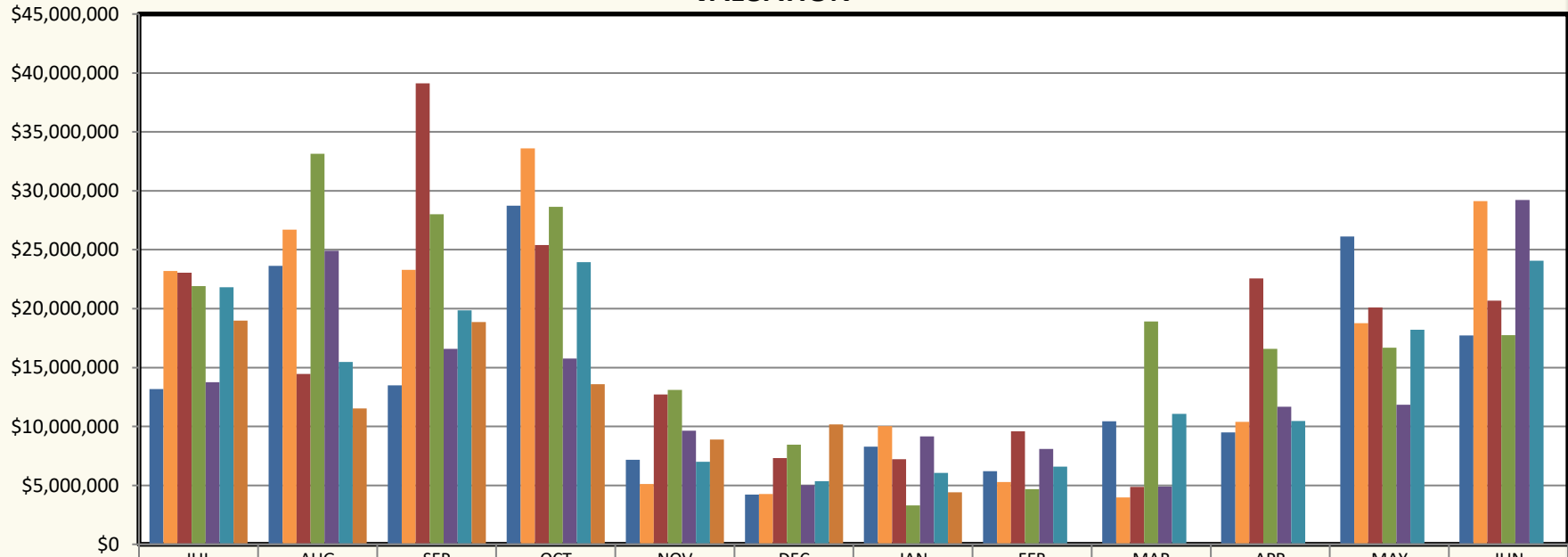
	JUL	AUG	SEP	OCT	NOV	DEC	JAN	FEB	MAR	APR	MAY	JUN
10/11	\$88,847	\$188,144	\$316,508	\$452,336	\$585,351	\$718,773	\$836,131	\$901,427	\$992,451	\$1,093,630	\$1,211,017	\$1,362,779
11/12	\$106,427	\$238,553	\$356,683	\$516,049	\$626,197	\$711,470	\$814,648	\$903,333	\$1,008,815	\$1,131,746	\$1,253,618	\$1,467,239
12/13	\$117,607	\$233,523	\$338,369	\$473,163	\$585,524	\$706,588	\$829,207	\$945,210	\$1,128,155	\$1,310,784	\$1,419,212	\$1,611,354
13/14	\$137,344	\$315,835	\$455,842	\$668,589	\$819,327	\$1,014,447	\$1,198,832	\$1,350,076	\$1,516,744	\$1,706,587	\$1,936,625	\$2,177,483
14/15	\$193,151	\$398,001	\$595,448	\$802,812	\$971,534	\$1,126,313	\$1,320,430	\$1,452,626	\$1,624,502	\$1,819,932	\$2,030,926	\$2,272,870
15/16	\$221,065	\$402,730	\$636,033	\$847,102	\$980,849	\$1,139,366	\$1,316,987	\$1,471,106	\$1,615,205	\$1,846,318	\$2,054,912	\$2,282,185
16/17	\$185,179	\$361,737	\$576,672	\$743,537	\$937,130	\$1,168,089	\$1,336,516	\$1,458,787	\$1,696,503	\$1,952,134	\$2,194,670	\$2,414,528
17/18	\$206,348	\$467,960	\$691,771	\$873,966	\$1,034,659	\$1,191,228	\$1,360,081	\$1,559,370	\$1,716,645	\$1,918,037	\$2,117,626	\$2,392,532
18/19	\$226,729	\$442,704	\$620,288	\$864,277	\$1,057,008	\$1,230,016	\$1,432,969	\$1,578,272	\$1,818,693	\$2,059,868	\$2,257,695	\$2,509,129
19/20	\$297,049	\$520,985	\$773,936	\$1,020,799	\$1,318,220	\$1,741,272	\$1,903,599					

PLACER COUNTY BUILDING DEPARTMENT TAHOE - CUMULATIVE REVENUE



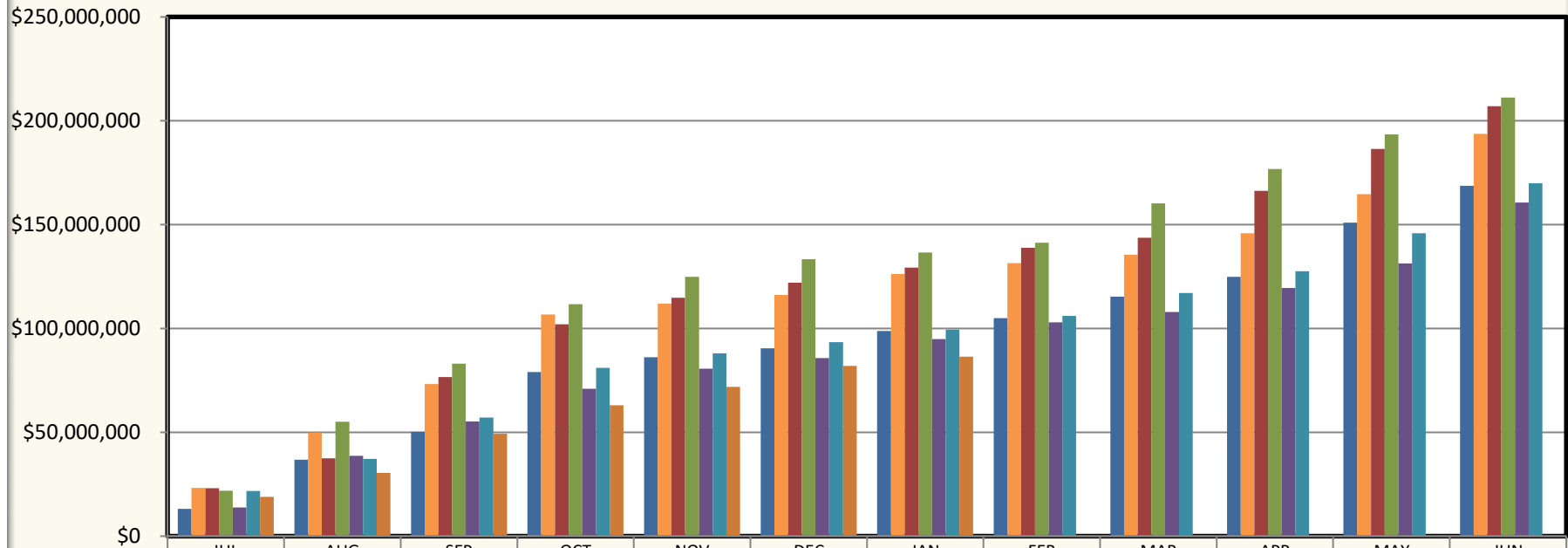
	JUL	AUG	SEP	OCT	NOV	DEC	JAN	FEB	MAR	APR	MAY	JUN
10/11	\$98,773	\$182,341	\$298,112	\$366,742	\$386,732	\$470,547	\$528,362	\$538,555	\$562,721	\$621,528	\$714,869	\$854,196
11/12	\$111,571	\$289,922	\$440,439	\$529,648	\$561,945	\$592,969	\$608,841	\$638,725	\$691,235	\$778,032	\$958,642	\$1,070,617
12/13	\$136,255	\$315,469	\$511,018	\$623,965	\$645,471	\$666,965	\$701,127	\$722,313	\$789,211	\$927,612	\$1,161,556	\$1,332,837
13/14	\$144,782	\$345,820	\$525,121	\$701,310	\$743,964	\$785,992	\$826,015	\$854,786	\$967,146	\$1,098,615	\$1,318,887	\$1,554,611
14/15	\$191,202	\$389,367	\$604,825	\$855,884	\$893,728	\$924,701	\$963,732	\$999,631	\$1,086,912	\$1,213,366	\$1,377,605	\$1,554,723
15/16	\$158,329	\$284,929	\$521,420	\$703,691	\$756,197	\$805,660	\$825,789	\$860,767	\$966,119	\$1,146,598	\$1,309,793	\$1,474,195
16/17	\$171,287	\$430,404	\$626,182	\$831,853	\$880,853	\$973,289	\$1,014,694	\$1,046,089	\$1,112,800	\$1,190,300	\$1,303,362	\$1,462,533
17/18	\$135,143	\$301,352	\$445,483	\$582,853	\$645,490	\$687,303	\$693,392	\$725,961	\$786,318	\$892,704	\$1,009,842	\$1,180,316
18/19	\$147,820	\$296,070	\$434,694	\$618,119	\$701,411	\$728,397	\$773,580	\$811,793	\$858,862	\$926,560	\$1,090,686	\$1,248,627
19/20	\$129,054	\$242,375	\$418,117	\$514,094	\$578,855	\$676,485	\$733,107					

**PLACER COUNTY
BUILDING DEPARTMENT
SINGLE FAMILY DWELLING
VALUATION**



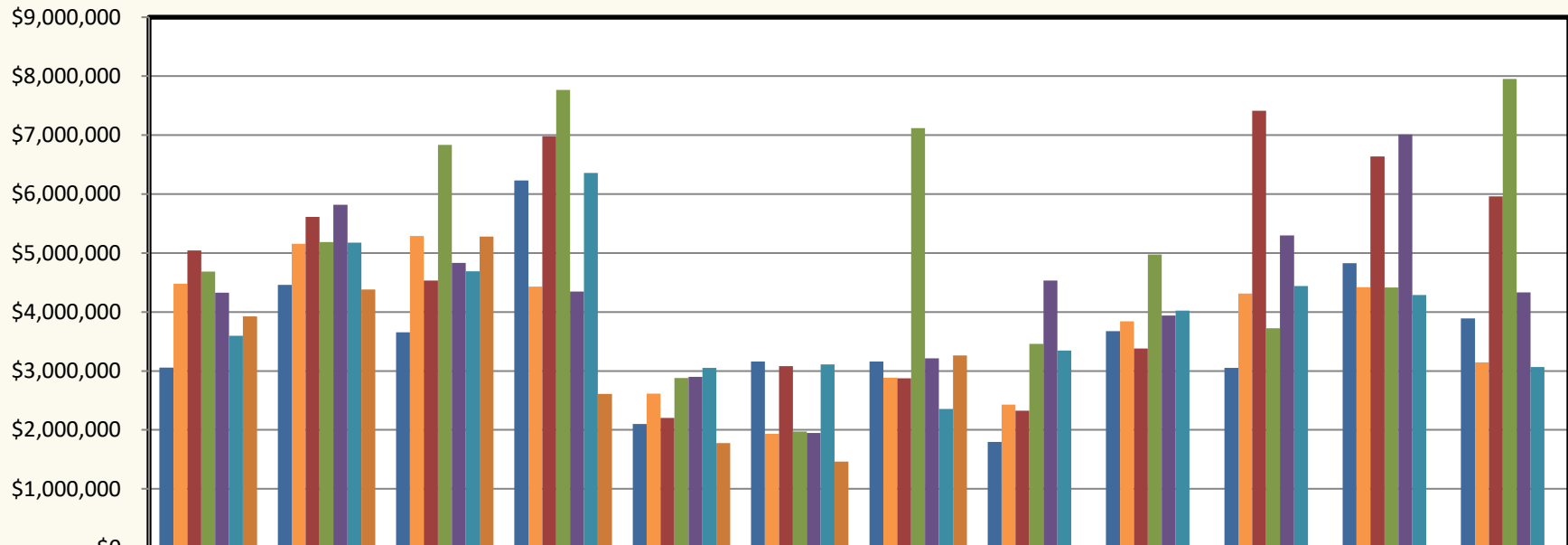
	JUL	AUG	SEP	OCT	NOV	DEC	JAN	FEB	MAR	APR	MAY	JUN
■ 13/14	\$13,181,348	\$23,630,828	\$13,502,014	\$28,735,778	\$7,164,310	\$4,211,539	\$8,297,110	\$6,195,730	\$10,444,601	\$9,504,702	\$26,117,892	\$17,731,688
■ 14/15	\$23,188,848	\$26,698,307	\$23,288,297	\$33,605,271	\$5,121,984	\$4,266,782	\$10,025,593	\$5,294,321	\$3,982,342	\$10,388,077	\$18,772,095	\$29,116,674
■ 15/16	\$23,051,452	\$14,469,726	\$39,121,867	\$25,390,831	\$12,725,941	\$7,312,288	\$7,225,539	\$9,590,155	\$4,869,210	\$22,553,970	\$20,090,215	\$20,683,329
■ 16/17	\$21,921,047	\$33,145,443	\$28,016,410	\$28,645,021	\$13,099,204	\$8,463,404	\$3,309,732	\$4,678,915	\$18,905,395	\$16,591,821	\$16,678,077	\$17,755,889
■ 17/18	\$13,759,230	\$24,906,467	\$16,588,677	\$15,765,329	\$9,652,638	\$5,026,883	\$9,156,915	\$8,105,248	\$4,909,017	\$11,670,424	\$11,836,809	\$29,216,252
■ 18/19	\$21,804,969	\$15,463,045	\$19,847,120	\$23,934,905	\$6,998,008	\$5,357,620	\$6,063,202	\$6,583,896	\$11,069,370	\$10,473,052	\$18,209,290	\$24,077,191
■ 19/20	\$18,974,913	\$11,527,735	\$18,875,184	\$13,594,945	\$8,899,008	\$10,170,818	\$4,416,351					

**PLACER COUNTY
BUILDING DEPARTMENT
SINGLE FAMILY DWELLING CUMULATIVE VALUATION**



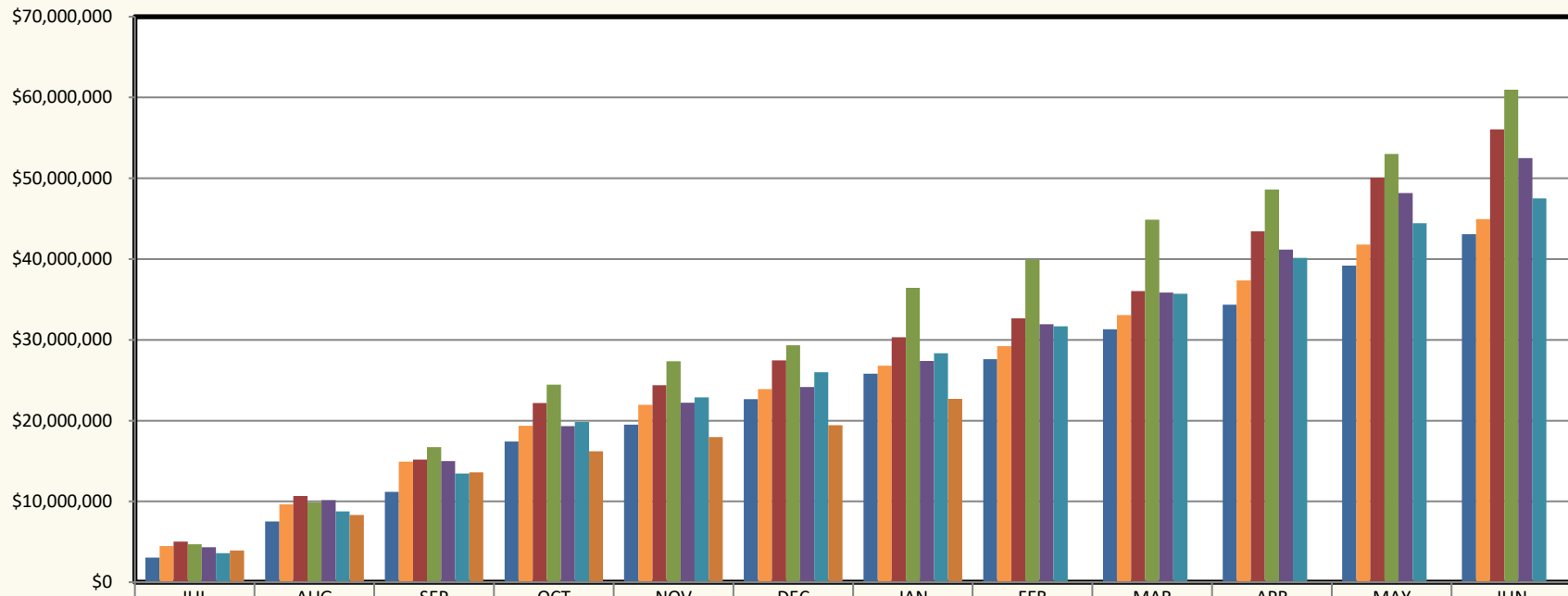
	JUL	AUG	SEP	OCT	NOV	DEC	JAN	FEB	MAR	APR	MAY	JUN
13/14	\$13,181,348	\$36,812,176	\$50,314,190	\$79,049,968	\$86,214,278	\$90,425,817	\$98,722,927	\$104,918,657	\$115,363,258	\$124,867,960	\$150,985,852	\$168,717,540
14/15	\$23,188,848	\$49,887,155	\$73,175,452	\$106,780,723	\$111,902,707	\$116,169,489	\$126,195,082	\$131,489,403	\$135,471,745	\$145,859,822	\$164,631,917	\$193,748,591
15/16	\$23,051,452	\$37,521,178	\$76,643,045	\$102,033,876	\$114,759,817	\$122,072,105	\$129,297,644	\$138,887,799	\$143,757,009	\$166,310,979	\$186,401,194	\$207,084,523
16/17	\$21,921,047	\$55,066,490	\$83,082,900	\$111,727,921	\$124,827,125	\$133,290,529	\$136,600,261	\$141,279,176	\$160,184,571	\$176,776,392	\$193,454,469	\$211,210,358
17/18	\$13,759,230	\$38,665,697	\$55,254,374	\$71,019,703	\$80,672,341	\$85,699,224	\$94,856,139	\$102,961,387	\$107,870,404	\$119,540,828	\$131,377,637	\$160,593,889
18/19	\$21,804,969	\$37,268,014	\$57,115,134	\$81,050,039	\$88,048,047	\$93,405,667	\$99,468,869	\$106,052,765	\$117,122,135	\$127,595,187	\$145,804,477	\$169,881,668
19/20	\$18,974,913	\$30,502,648	\$49,377,832	\$62,972,777	\$71,871,785	\$82,042,603	\$86,458,954					

PLACER COUNTY BUILDING DEPARTMENT RESIDENTIAL - ADDITIONS / ALTERATIONS / REMODELS VALUATION



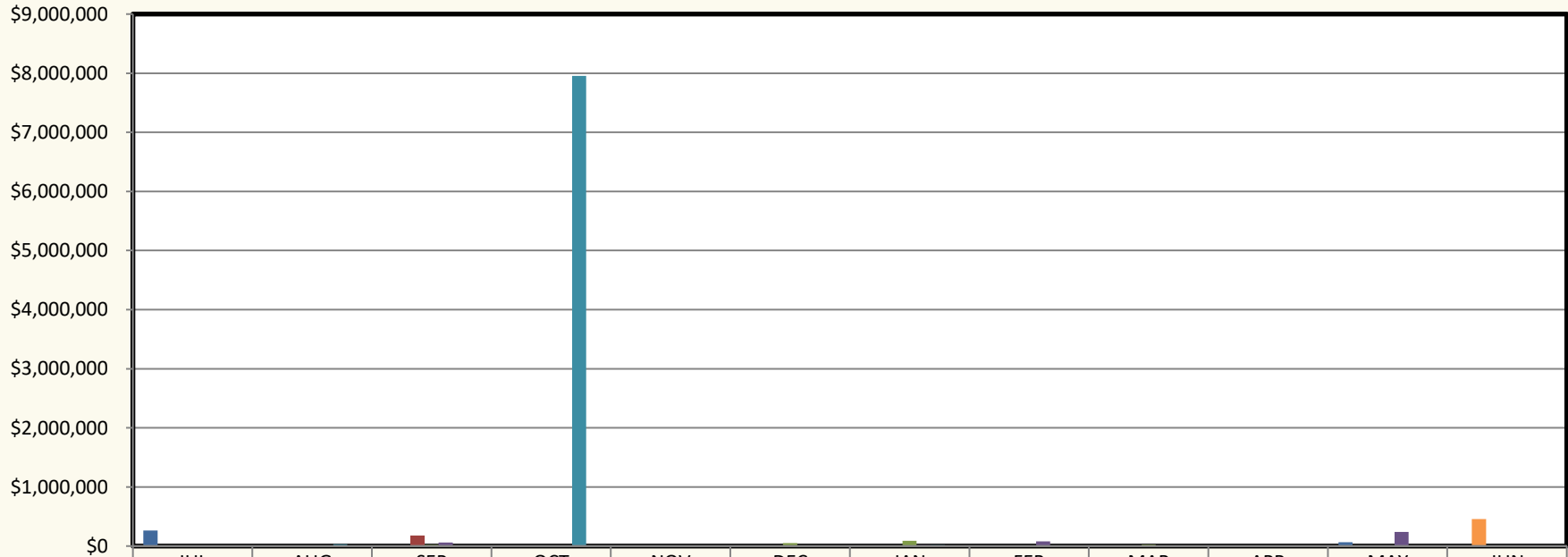
	JUL	AUG	SEP	OCT	NOV	DEC	JAN	FEB	MAR	APR	MAY	JUN
■ 13/14	\$3,054,704	\$4,461,136	\$3,653,658	\$6,232,761	\$2,102,125	\$3,159,781	\$3,160,250	\$1,797,295	\$3,674,421	\$3,050,970	\$4,829,626	\$3,892,689
■ 14/15	\$4,478,004	\$5,154,815	\$5,291,499	\$4,431,103	\$2,614,842	\$1,931,409	\$2,885,381	\$2,428,307	\$3,841,757	\$4,311,606	\$4,423,110	\$3,142,956
■ 15/16	\$5,043,479	\$5,613,256	\$4,533,992	\$6,981,247	\$2,202,853	\$3,079,831	\$2,877,121	\$2,324,407	\$3,378,821	\$7,415,139	\$6,637,965	\$5,961,055
■ 16/17	\$4,683,622	\$5,183,929	\$6,836,268	\$7,768,442	\$2,882,752	\$1,974,453	\$7,121,564	\$3,461,292	\$4,974,551	\$3,725,188	\$4,415,123	\$7,952,374
■ 17/18	\$4,327,955	\$5,821,429	\$4,831,987	\$4,347,727	\$2,898,891	\$1,949,784	\$3,212,265	\$4,533,215	\$3,942,532	\$5,301,484	\$7,010,674	\$4,331,276
■ 18/19	\$3,596,442	\$5,174,016	\$4,691,097	\$6,357,037	\$3,052,206	\$3,111,807	\$2,355,025	\$3,347,330	\$4,022,860	\$4,441,211	\$4,290,836	\$3,067,230
■ 19/20	\$3,927,735	\$4,381,453	\$5,278,782	\$2,608,465	\$1,775,633	\$1,464,104	\$3,262,608					

PLACER COUNTY BUILDING DEPARTMENT RESIDENTIAL - ADDITIONS / ALTERATIONS / REMODELS CUMULATIVE VALUATION



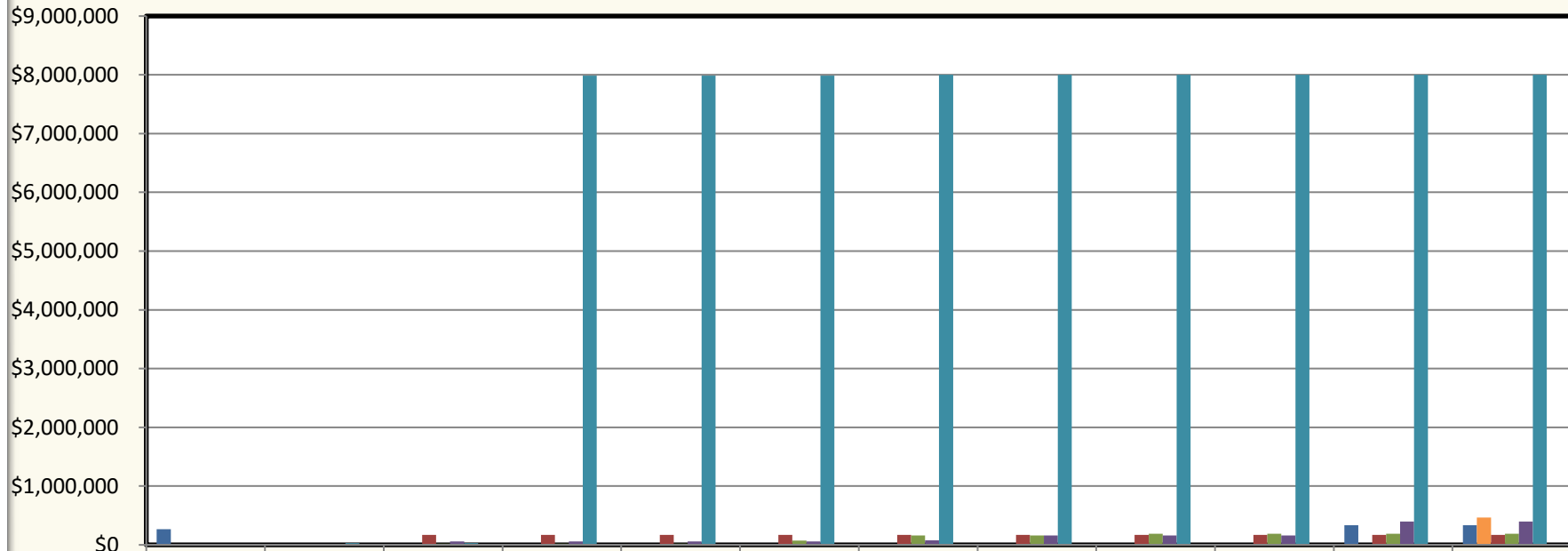
	JUL	AUG	SEP	OCT	NOV	DEC	JAN	FEB	MAR	APR	MAY	JUN
■ 13/14	\$3,054,704	\$7,515,840	\$11,169,498	\$17,402,259	\$19,504,384	\$22,664,165	\$25,824,415	\$27,621,710	\$31,296,131	\$34,347,101	\$39,176,727	\$43,069,416
■ 14/15	\$4,478,004	\$9,632,819	\$14,924,318	\$19,355,421	\$21,970,263	\$23,901,672	\$26,787,053	\$29,215,360	\$33,057,117	\$37,368,723	\$41,791,833	\$44,934,789
■ 15/16	\$5,043,479	\$10,656,735	\$15,190,727	\$22,171,974	\$24,374,827	\$27,454,658	\$30,331,779	\$32,656,186	\$36,035,007	\$43,450,146	\$50,088,111	\$56,049,166
■ 16/17	\$4,683,622	\$9,867,551	\$16,703,819	\$24,472,261	\$27,355,013	\$29,329,466	\$36,451,030	\$39,912,322	\$44,886,873	\$48,612,061	\$53,027,184	\$60,979,558
■ 17/18	\$4,327,955	\$10,149,384	\$14,981,371	\$19,329,098	\$22,227,989	\$24,177,773	\$27,390,038	\$31,923,253	\$35,865,785	\$41,167,269	\$48,177,943	\$52,509,219
■ 18/19	\$3,596,442	\$8,770,458	\$13,461,555	\$19,818,592	\$22,870,798	\$25,982,605	\$28,337,630	\$31,684,960	\$35,707,820	\$40,149,031	\$44,439,867	\$47,507,097
■ 19/20	\$3,927,735	\$8,309,188	\$13,587,970	\$16,196,435	\$17,972,068	\$19,436,172	\$22,698,780					

PLACER COUNTY BUILDING DEPARTMENT INDUSTRIAL VALUATION



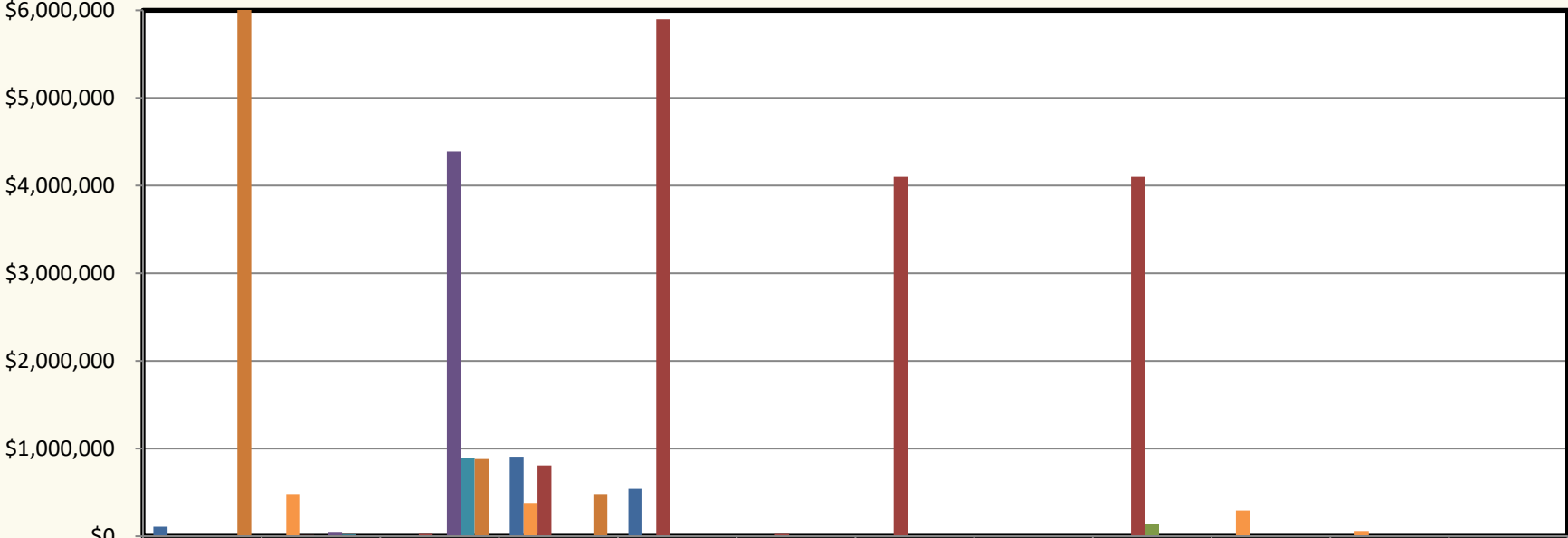
	JUL	AUG	SEP	OCT	NOV	DEC	JAN	FEB	MAR	APR	MAY	JUN
■ 13/14	\$265,006	\$0	\$0	\$0	\$0	\$0	\$0	\$0	\$0	\$0	\$67,414	\$0
■ 14/15	\$0	\$0	\$0	\$0	\$0	\$0	\$0	\$0	\$0	\$10,000	\$0	\$457,416
■ 15/16	\$0	\$0	\$171,745	\$0	\$0	\$0	\$0	\$0	\$0	\$0	\$0	\$0
■ 16/17	\$0	\$0	\$21,781	\$0	\$0	\$50,572	\$87,979	\$0	\$26,572	\$0	\$3,998	\$0
■ 17/18	\$0	\$0	\$59,955	\$0	\$0	\$0	\$18,287	\$81,076	\$0	\$0	\$238,700	\$0
■ 18/19	\$0	\$30,000	\$0	\$7,956,427	\$0	\$0	\$15,255	\$0	\$0	\$0	\$0	\$0
■ 19/20	\$0	\$0	\$0	\$0	\$0	\$0	\$0					

PLACER COUNTY BUILDING DEPARTMENT INDUSTRIAL CUMULATIVE VALUATION



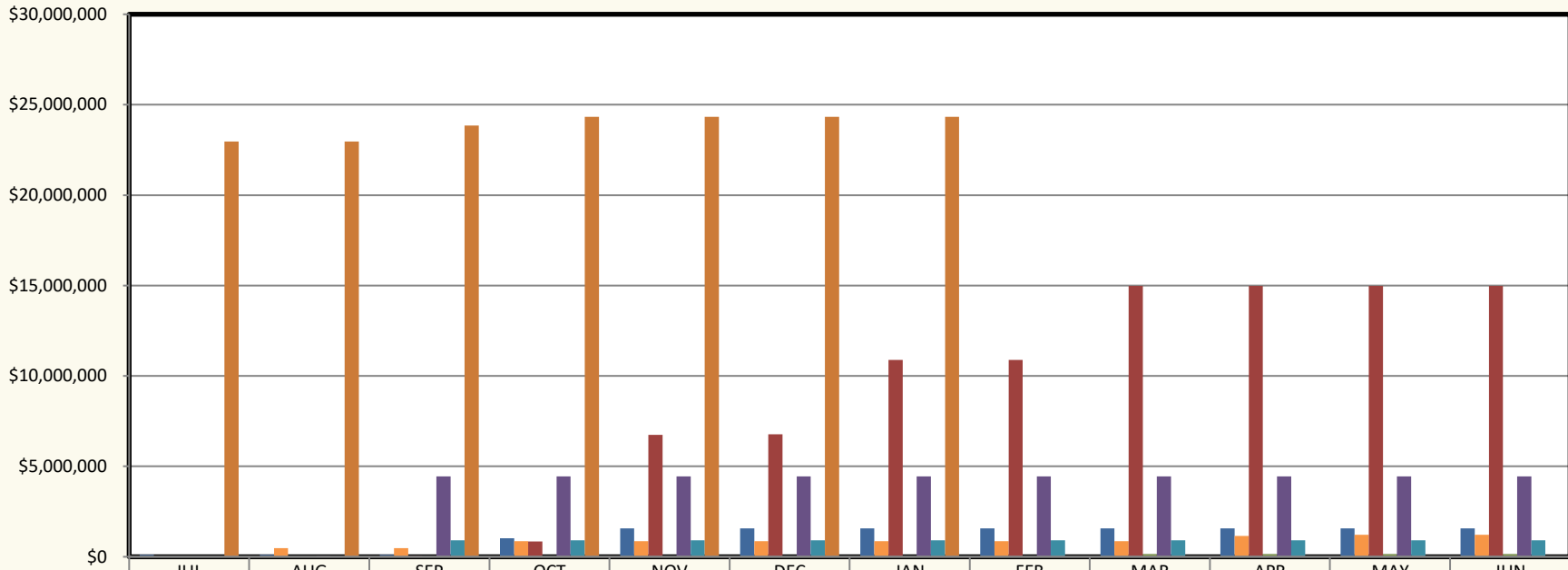
	JUL	AUG	SEP	OCT	NOV	DEC	JAN	FEB	MAR	APR	MAY	JUN
■ 13/14	\$265,006	\$0	\$0	\$0	\$0	\$0	\$0	\$0	\$0	\$0	\$332,420	\$332,420
■ 14/15	\$0	\$0	\$0	\$0	\$0	\$0	\$0	\$0	\$0	\$10,000	\$10,000	\$467,416
■ 15/16	\$0	\$0	\$171,745	\$171,745	\$171,745	\$171,745	\$171,745	\$171,745	\$171,745	\$171,745	\$171,745	\$171,745
■ 16/17	\$0	\$0	\$21,781	\$21,781	\$21,781	\$72,353	\$160,332	\$160,332	\$186,904	\$186,904	\$190,902	\$190,902
■ 17/18	\$0	\$0	\$59,955	\$59,955	\$59,955	\$59,955	\$78,242	\$159,318	\$159,318	\$159,318	\$398,018	\$398,018
■ 18/19	\$0	\$30,000	\$30,000	\$7,986,427	\$7,986,427	\$7,986,427	\$8,001,682	\$8,001,682	\$8,001,682	\$8,001,682	\$8,001,682	\$8,001,682
■ 19/20	\$0	\$0	\$0	\$0	\$0	\$0	\$0					

PLACER COUNTY BUILDING DEPARTMENT INSTITUTIONAL VALUATION (Elderly Resident Care Homes/ Churches/Schools)



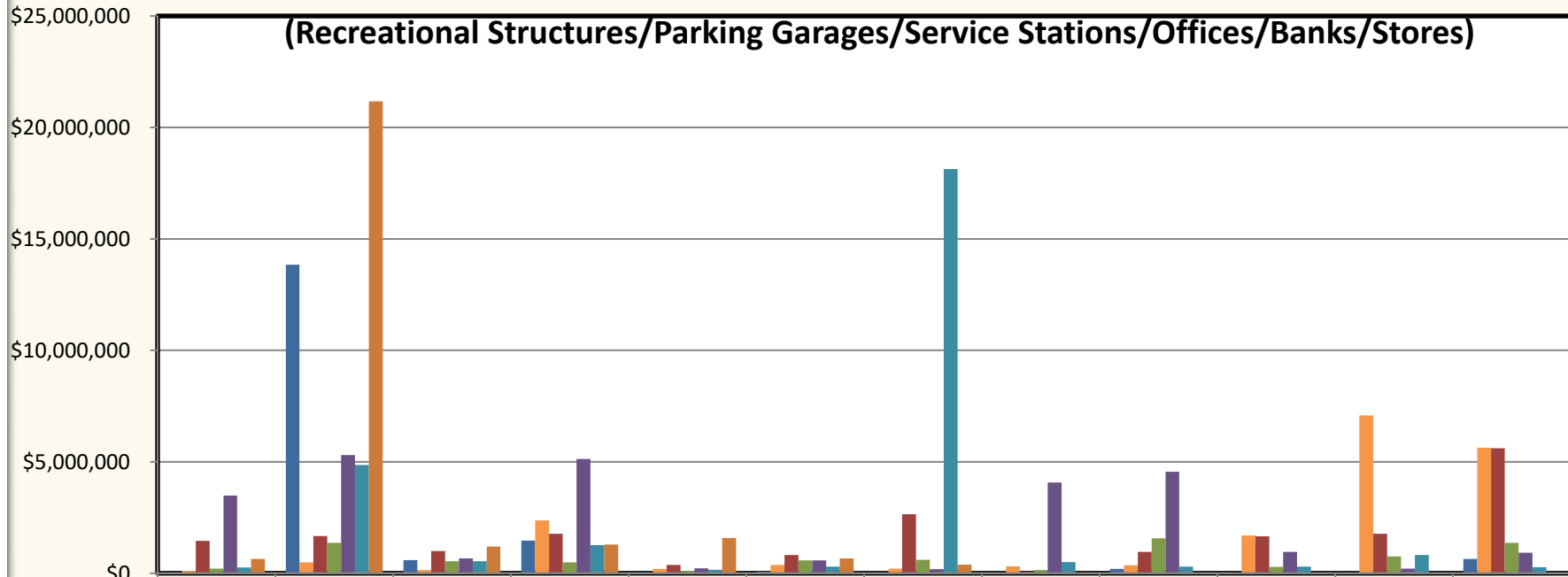
	JUL	AUG	SEP	OCT	NOV	DEC	JAN	FEB	MAR	APR	MAY	JUN
■ 13/14	\$108,142	\$0	\$5,968	\$908,134	\$542,782	\$0	\$0	\$0	\$0	\$0	\$0	\$0
■ 14/15	\$0	\$481,769	\$0	\$380,447	\$0	\$0	\$0	\$0	\$0	\$293,992	\$61,216	\$0
■ 15/16	\$0	\$14,209	\$25,462	\$810,539	\$5,899,437	\$28,323	\$4,100,986	\$0	\$4,100,986	\$0	\$0	\$0
■ 16/17	\$0	\$0	\$0	\$0	\$0	\$0	\$0	\$0	\$138,995	\$0	\$0	\$0
■ 17/18	\$0	\$50,000	\$4,391,153	\$0	\$0	\$0	\$0	\$0	\$0	\$0	\$0	\$0
■ 18/19	\$0	\$18,830	\$889,992	\$0	\$0	\$0	\$0	\$1,551	\$0	\$0	\$0	\$0
■ 19/20	\$22,964,27	\$3,224	\$882,439	\$483,115	\$0	\$0	\$0					

**PLACER COUNTY BUILDING DEPARTMENT INSTITUTIONAL
CUMULATIVE VALUATION
(Elderly Resident Care Homes/ Churches/Schools)**



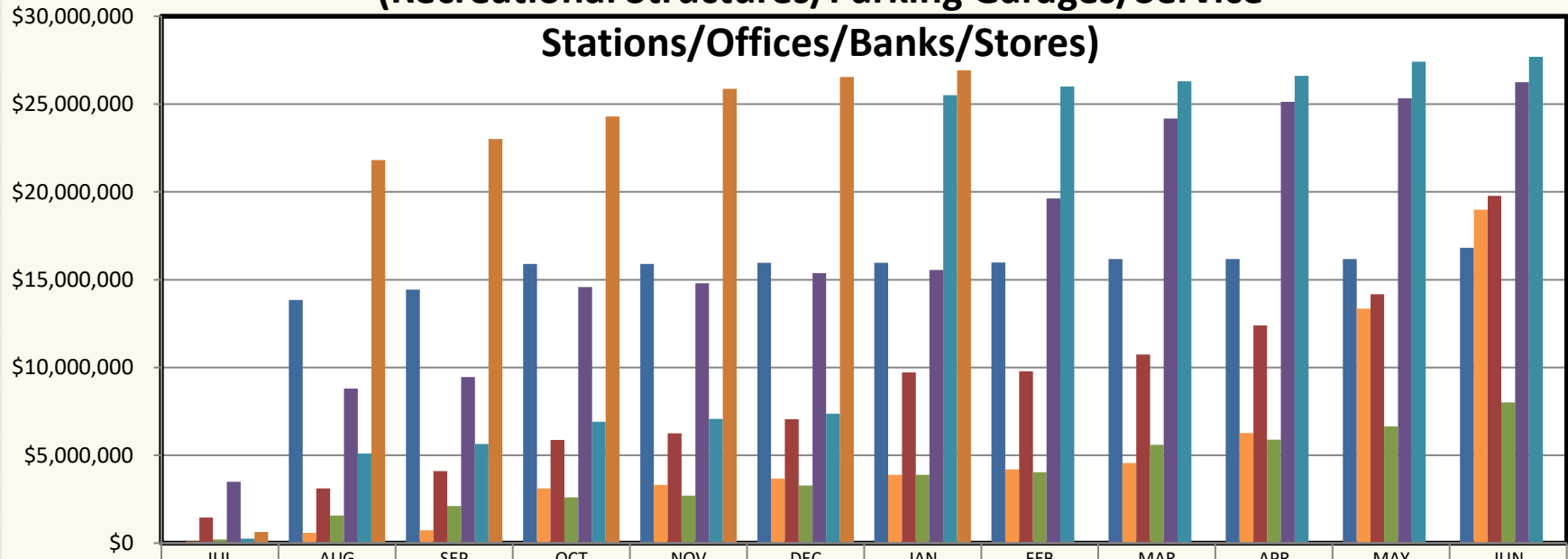
	JUL	AUG	SEP	OCT	NOV	DEC	JAN	FEB	MAR	APR	MAY	JUN
■ 13/14	\$108,142	\$108,142	\$114,110	\$1,022,244	\$1,565,026	\$1,565,026	\$1,565,026	\$1,565,026	\$1,565,026	\$1,565,026	\$1,565,026	\$1,565,026
■ 14/15	\$0	\$481,769	\$481,769	\$862,216	\$862,216	\$862,216	\$862,216	\$862,216	\$862,216	\$1,156,208	\$1,217,424	\$1,217,424
■ 15/16	\$0	\$14,209	\$39,671	\$850,210	\$6,749,647	\$6,777,970	\$10,878,956	\$10,878,956	\$14,979,942	\$14,979,942	\$14,979,942	\$14,979,942
■ 16/17	\$0	\$0	\$0	\$0	\$0	\$0	\$0	\$0	\$138,995	\$138,995	\$138,995	\$138,995
■ 17/18	\$0	\$50,000	\$4,441,153	\$4,441,153	\$4,441,153	\$4,441,153	\$4,441,153	\$4,441,153	\$4,441,153	\$4,441,153	\$4,441,153	\$4,441,153
■ 18/19	\$0	\$18,830	\$908,822	\$908,822	\$908,822	\$908,822	\$908,822	\$910,373	\$910,373	\$910,373	\$910,373	\$910,373
■ 19/20	\$22,964,274	\$22,967,498	\$23,849,937	\$24,333,052	\$24,333,052	\$24,333,052	\$24,333,052					

PLACER COUNTY BUILDING DEPARTMENT COMMERICAL VALUATION



	JUL	AUG	SEP	OCT	NOV	DEC	JAN	FEB	MAR	APR	MAY	JUN
■ 13/14	\$0	\$13,843,97	\$585,473	\$1,468,292	\$0	\$64,217	\$0	\$15,962	\$199,860	\$0	\$0	\$640,909
■ 14/15	\$101,990	\$487,270	\$148,565	\$2,373,211	\$195,886	\$375,217	\$209,303	\$308,376	\$365,770	\$1,699,801	\$7,081,697	\$5,639,989
■ 15/16	\$1,450,734	\$1,666,036	\$990,242	\$1,773,269	\$371,751	\$813,254	\$2,649,182	\$72,654	\$959,826	\$1,656,517	\$1,774,386	\$5,604,301
■ 16/17	\$209,854	\$1,368,298	\$541,405	\$485,243	\$104,771	\$572,275	\$605,741	\$142,613	\$1,572,128	\$287,006	\$760,043	\$1,365,304
■ 17/18	\$3,490,857	\$5,304,702	\$662,150	\$5,123,069	\$216,733	\$576,418	\$180,402	\$4,068,793	\$4,547,778	\$955,862	\$207,221	\$914,458
■ 18/19	\$254,342	\$4,852,549	\$543,042	\$1,266,941	\$162,249	\$293,578	\$18,139,60	\$497,493	\$294,192	\$297,574	\$815,970	\$276,518
■ 19/20	\$643,076	\$21,170,52	\$1,204,086	\$1,283,093	\$1,577,648	\$663,733	\$387,754					

**PLACER COUNTY BUILDING DEPARTMENT
COMMERICAL
CUMULATIVE VALUATION
(Recreational Structures/Parking Garages/Service
Stations/Offices/Banks/Stores)**

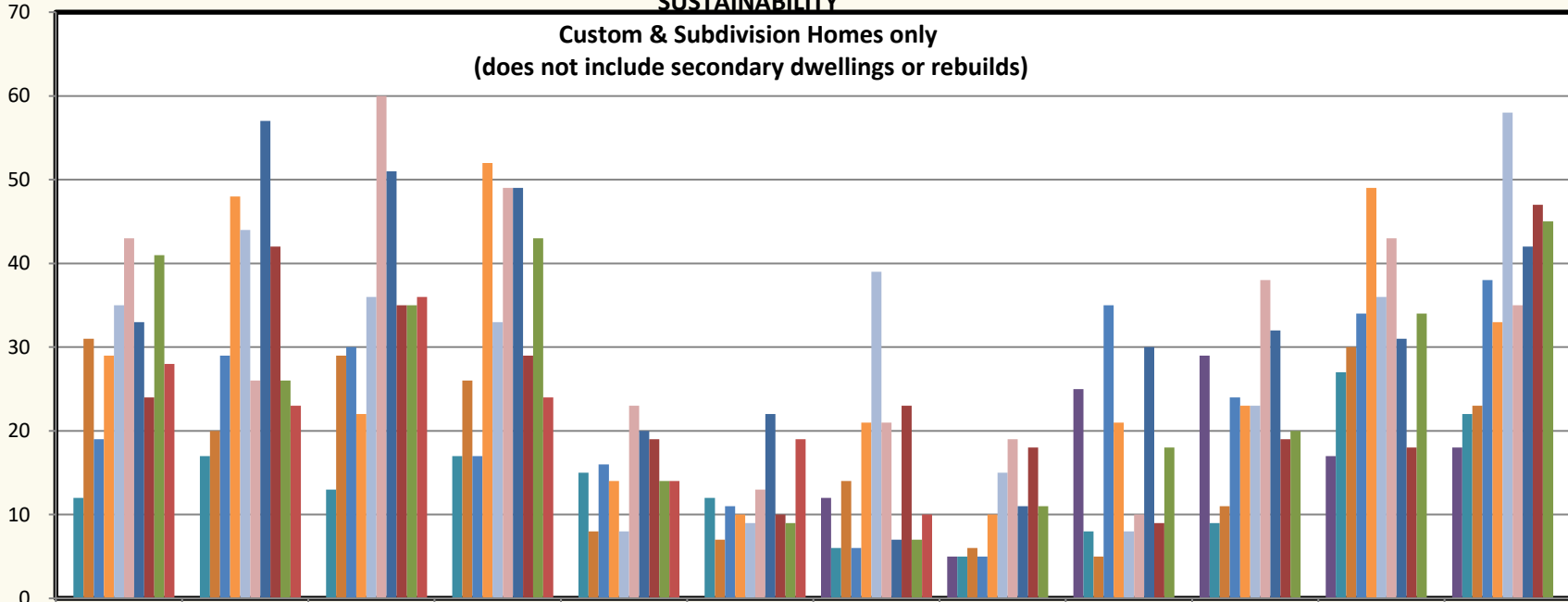


	JUL	AUG	SEP	OCT	NOV	DEC	JAN	FEB	MAR	APR	MAY	JUN
■ 13/14	\$0	\$13,843,976	\$14,429,449	\$15,897,741	\$15,897,741	\$15,961,958	\$15,961,958	\$15,977,920	\$16,177,780	\$16,177,780	\$16,177,780	\$16,818,689
■ 14/15	\$101,990	\$589,260	\$737,825	\$3,111,036	\$3,306,922	\$3,682,139	\$3,891,442	\$4,199,818	\$4,565,588	\$6,265,389	\$13,347,086	\$18,987,075
■ 15/16	\$1,450,734	\$3,116,770	\$4,107,012	\$5,880,281	\$6,252,032	\$7,065,286	\$9,714,468	\$9,787,122	\$10,746,948	\$12,403,465	\$14,177,851	\$19,782,152
■ 16/17	\$209,854	\$1,578,152	\$2,119,557	\$2,604,800	\$2,709,571	\$3,281,846	\$3,887,587	\$4,030,200	\$5,602,328	\$5,889,334	\$6,649,377	\$8,014,681
■ 17/18	\$3,490,857	\$8,795,559	\$9,457,709	\$14,580,778	\$14,797,511	\$15,373,929	\$15,554,331	\$19,623,124	\$24,170,902	\$25,126,764	\$25,333,985	\$26,248,443
■ 18/19	\$254,342	\$5,106,891	\$5,649,933	\$6,916,874	\$7,079,123	\$7,372,701	\$25,512,302	\$26,009,795	\$26,303,987	\$26,601,561	\$27,417,531	\$27,694,049
■ 19/20	\$643,076	\$21,813,603	\$23,017,689	\$24,300,782	\$25,878,430	\$26,542,163	\$26,929,917					

PLACER COUNTY BUILDING DEPARTMENT SFD PERMITS ISSUED

SUSTAINABILITY

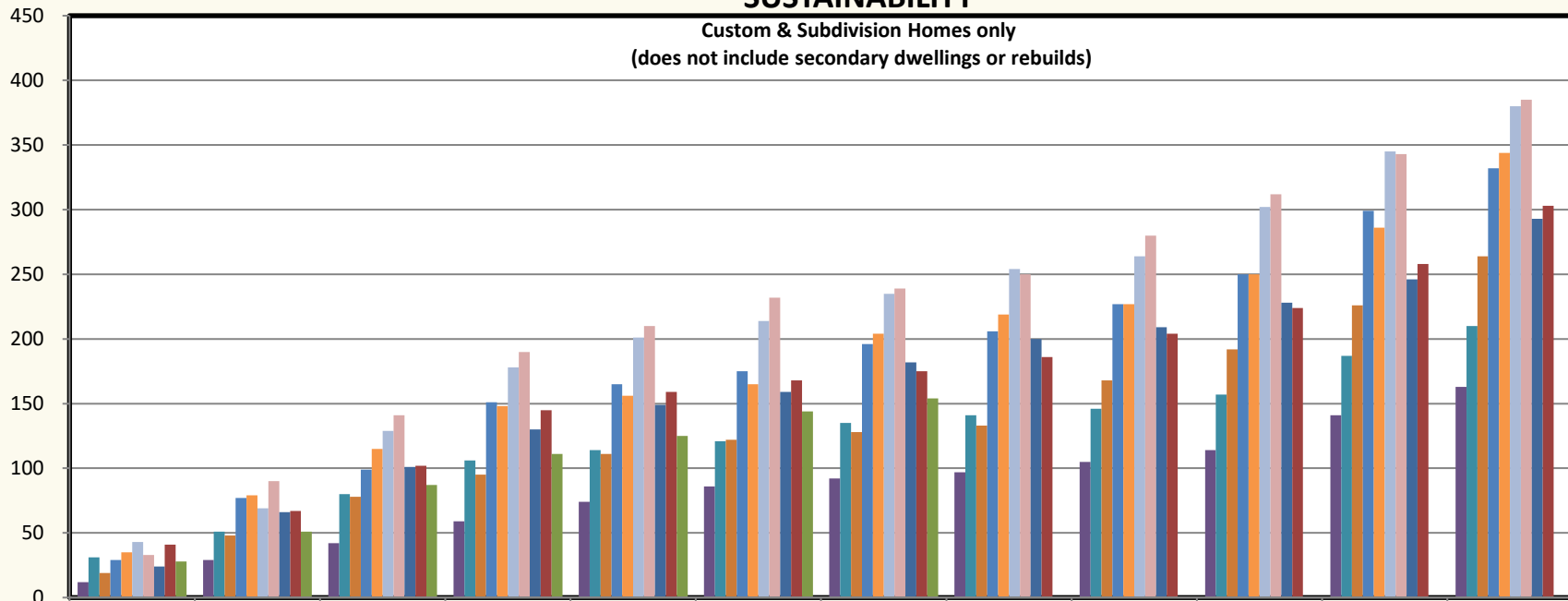
**Custom & Subdivision Homes only
(does not include secondary dwellings or rebuilds)**



	JUL	AUG	SEPT	OCT	NOV	DEC	JAN	FEB	MAR	APR	MAY	JUN
09-10							12	5	25	29	17	18
10-11	12	17	13	17	15	12	6	5	8	9	27	22
11-12	31	20	29	26	8	7	14	6	5	11	30	23
12-13	19	29	30	17	16	11	6	5	35	24	34	38
13-14	29	48	22	52	14	10	21	10	21	23	49	33
14-15	35	44	36	33	8	9	39	15	8	23	36	58
15-16	43	26	60	49	23	13	21	19	10	38	43	35
16-17	33	57	51	49	20	22	7	11	30	32	31	42
17-18	24	42	35	29	19	10	23	18	9	19	18	47
18-19	41	26	35	43	14	9	7	11	18	20	34	45
19-20	28	23	36	24	14	19	10					

PLACER COUNTY BUILDING DEPARTMENT CUMULATIVE SFD PERMITS ISSUED SUSTAINABILITY

Custom & Subdivision Homes only
(does not include secondary dwellings or rebuilds)

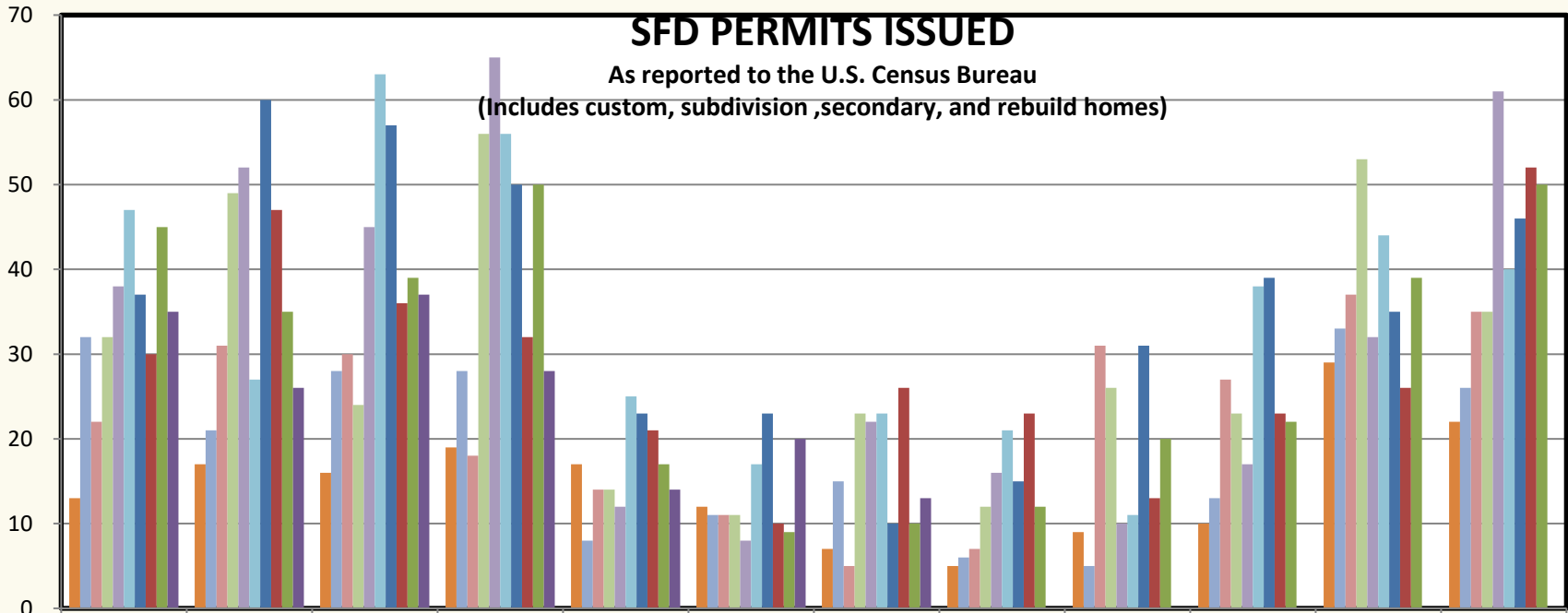


	JUL	AUG	SEPT	OCT	NOV	DEC	JAN	FEB	MAR	APR	MAY	JUN
10-11	12	29	42	59	74	86	92	97	105	114	141	163
11-12	31	51	80	106	114	121	135	141	146	157	187	210
12-13	19	48	78	95	111	122	128	133	168	192	226	264
13-14	29	77	99	151	165	175	196	206	227	250	299	332
14-15	35	79	115	148	156	165	204	219	227	250	286	344
15-16	43	69	129	178	201	214	235	254	264	302	345	380
16-17	33	90	141	190	210	232	239	250	280	312	343	385
17-18	24	66	101	130	149	159	182	200	209	228	246	293
18-19	41	67	102	145	159	168	175	186	204	224	258	303
19-20	28	51	87	111	125	144	154					

PLACER COUNTY BUILDING DEPARTMENT

SFD PERMITS ISSUED

As reported to the U.S. Census Bureau
(Includes custom, subdivision, secondary, and rebuild homes)

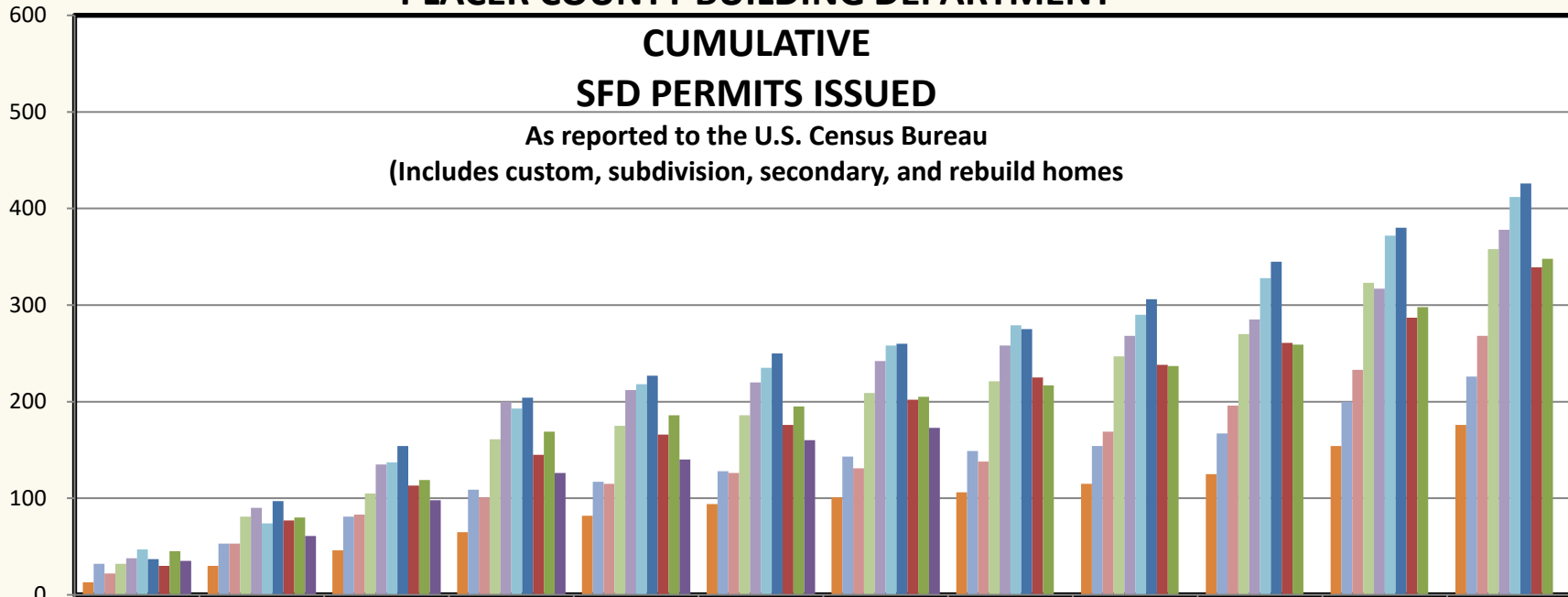


	JUL	AUG	SEPT	OCT	NOV	DEC	JAN	FEB	MAR	APR	MAY	JUN
10-11	13	17	16	19	17	12	7	5	9	10	29	22
11-12	32	21	28	28	8	11	15	6	5	13	33	26
12-13	22	31	30	18	14	11	5	7	31	27	37	35
13-14	32	49	24	56	14	11	23	12	26	23	53	35
14-15	38	52	45	65	12	8	22	16	10	17	32	61
15-16	47	27	63	56	25	17	23	21	11	38	44	40
16-17	37	60	57	50	23	23	10	15	31	39	35	46
17-18	30	47	36	32	21	10	26	23	13	23	26	52
18-19	45	35	39	50	17	9	10	12	20	22	39	50
19-20	35	26	37	28	14	20	13					

PLACER COUNTY BUILDING DEPARTMENT

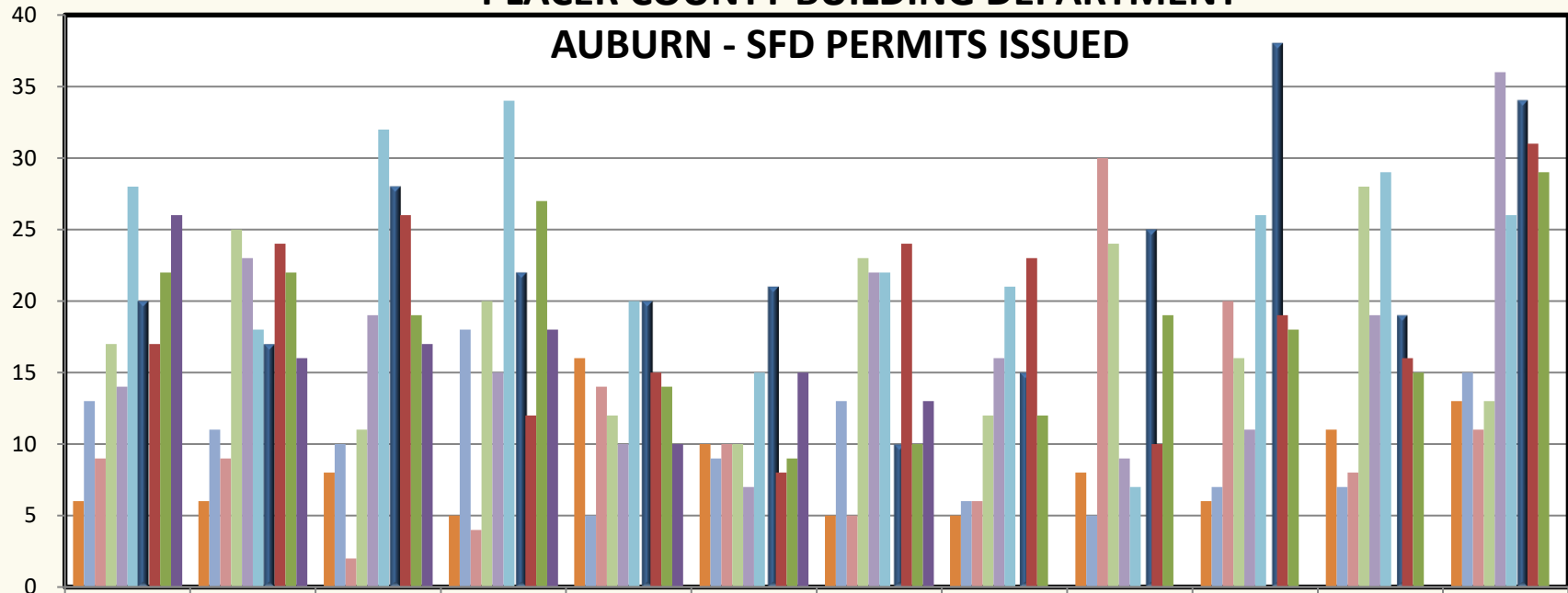
CUMULATIVE SFD PERMITS ISSUED

As reported to the U.S. Census Bureau
(Includes custom, subdivision, secondary, and rebuild homes)



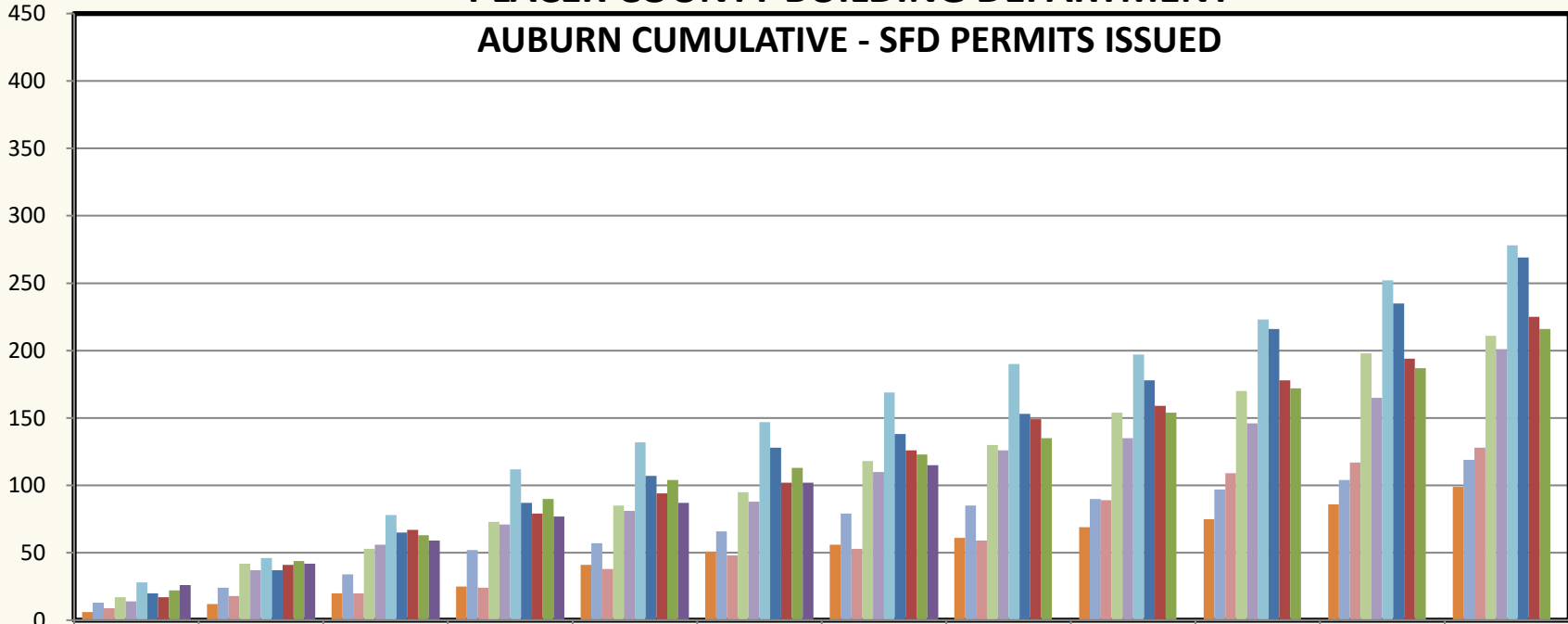
	JUL	AUG	SEPT	OCT	NOV	DEC	JAN	FEB	MAR	APR	MAY	JUN
10-11	13	30	46	65	82	94	101	106	115	125	154	176
11-12	32	53	81	109	117	128	143	149	154	167	200	226
12-13	22	53	83	101	115	126	131	138	169	196	233	268
13-14	32	81	105	161	175	186	209	221	247	270	323	358
14-15	38	90	135	200	212	220	242	258	268	285	317	378
15-16	47	74	137	193	218	235	258	279	290	328	372	412
16-17	37	97	154	204	227	250	260	275	306	345	380	426
17-18	30	77	113	145	166	176	202	225	238	261	287	339
18-19	45	80	119	169	186	195	205	217	237	259	298	348
19-20	35	61	98	126	140	160	173					

PLACER COUNTY BUILDING DEPARTMENT AUBURN - SFD PERMITS ISSUED



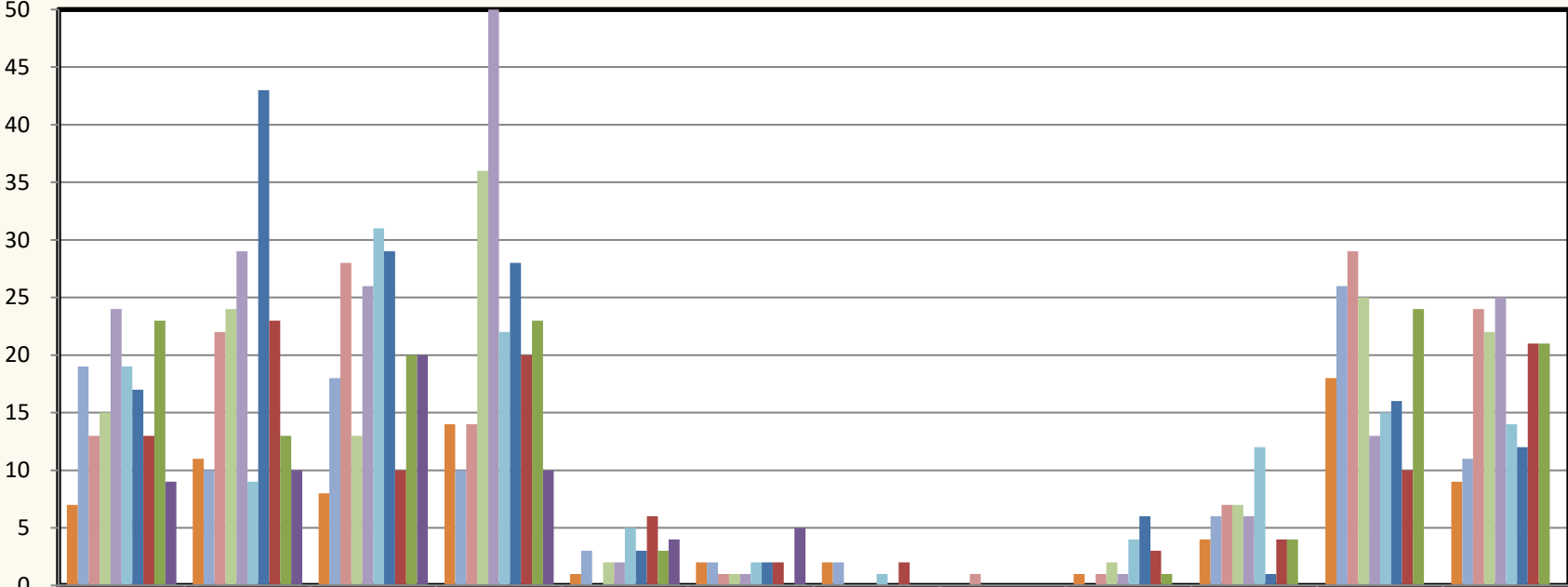
	JUL	AUG	SEPT	OCT	NOV	DEC	JAN	FEB	MAR	APR	MAY	JUN
10-11	6	6	8	5	16	10	5	5	8	6	11	13
11-12	13	11	10	18	5	9	13	6	5	7	7	15
12-13	9	9	2	4	14	10	5	6	30	20	8	11
13-14	17	25	11	20	12	10	23	12	24	16	28	13
14-15	14	23	19	15	10	7	22	16	9	11	19	36
15-16	28	18	32	34	20	15	22	21	7	26	29	26
16-17	20	17	28	22	20	21	10	15	25	38	19	34
17-18	17	24	26	12	15	8	24	23	10	19	16	31
18-19	22	22	19	27	14	9	10	12	19	18	15	29
19-20	26	16	17	18	10	15	13					

PLACER COUNTY BUILDING DEPARTMENT AUBURN CUMULATIVE - SFD PERMITS ISSUED



	JUL	AUG	SEPT	OCT	NOV	DEC	JAN	FEB	MAR	APR	MAY	JUN
10-11	6	12	20	25	41	51	56	61	69	75	86	99
11-12	13	24	34	52	57	66	79	85	90	97	104	119
12-13	9	18	20	24	38	48	53	59	89	109	117	128
13-14	17	42	53	73	85	95	118	130	154	170	198	211
14-15	14	37	56	71	81	88	110	126	135	146	165	201
15-16	28	46	78	112	132	147	169	190	197	223	252	278
16-17	20	37	65	87	107	128	138	153	178	216	235	269
17-18	17	41	67	79	94	102	126	149	159	178	194	225
18-19	22	44	63	90	104	113	123	135	154	172	187	216
19-20	26	42	59	77	87	102	115					

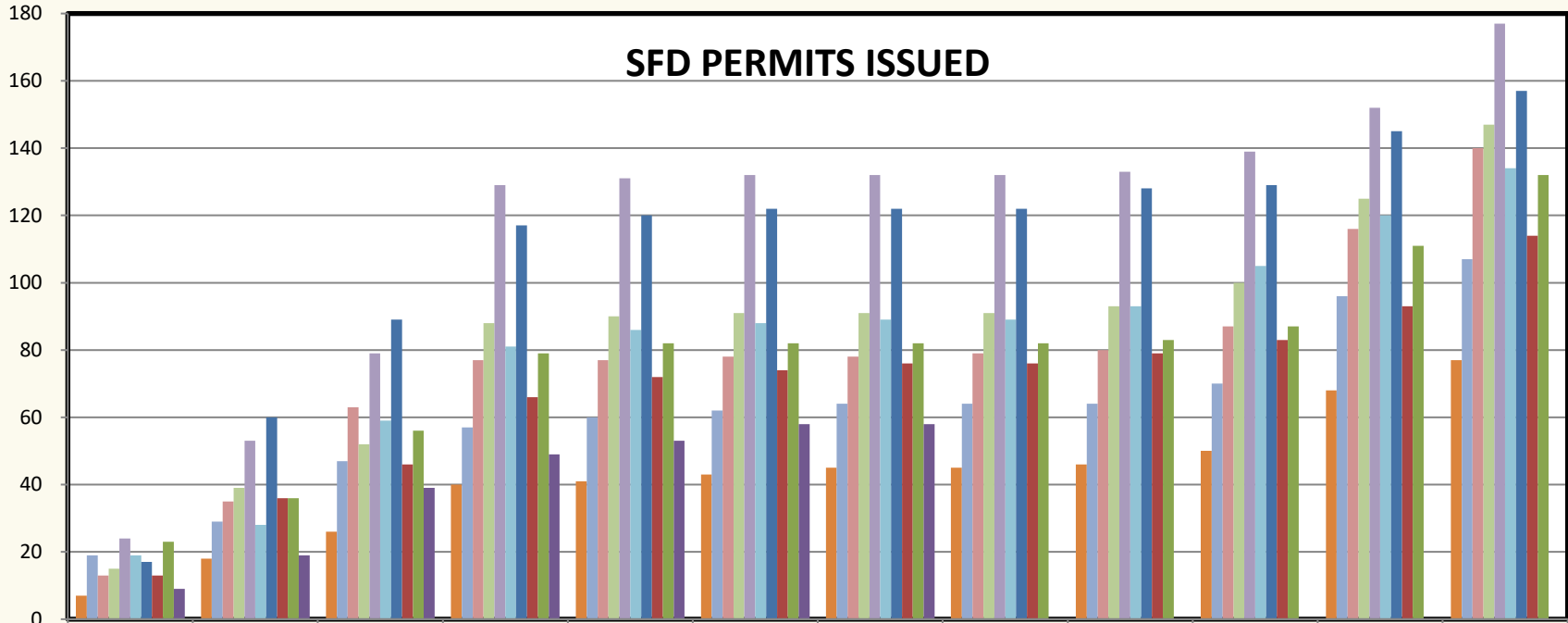
PLACER COUNTY BUILDING DEPARTMENT TAHOE - SFD PERMITS ISSUED



	JUL	AUG	SEPT	OCT	NOV	DEC	JAN	FEB	MAR	APR	MAY	JUN
10-11	7	11	8	14	1	2	2	0	1	4	18	9
11-12	19	10	18	10	3	2	2	0	0	6	26	11
12-13	13	22	28	14	0	1	0	1	1	7	29	24
13-14	15	24	13	36	2	1	0	0	2	7	25	22
14-15	24	29	26	50	2	1	0	0	1	6	13	25
15-16	19	9	31	22	5	2	1	0	4	12	15	14
16-17	17	43	29	28	3	2	0	0	6	1	16	12
17-18	13	23	10	20	6	2	2	0	3	4	10	21
18-19	23	13	20	23	3	0	0	0	1	4	24	21
19-20	9	10	20	10	4	5	0					

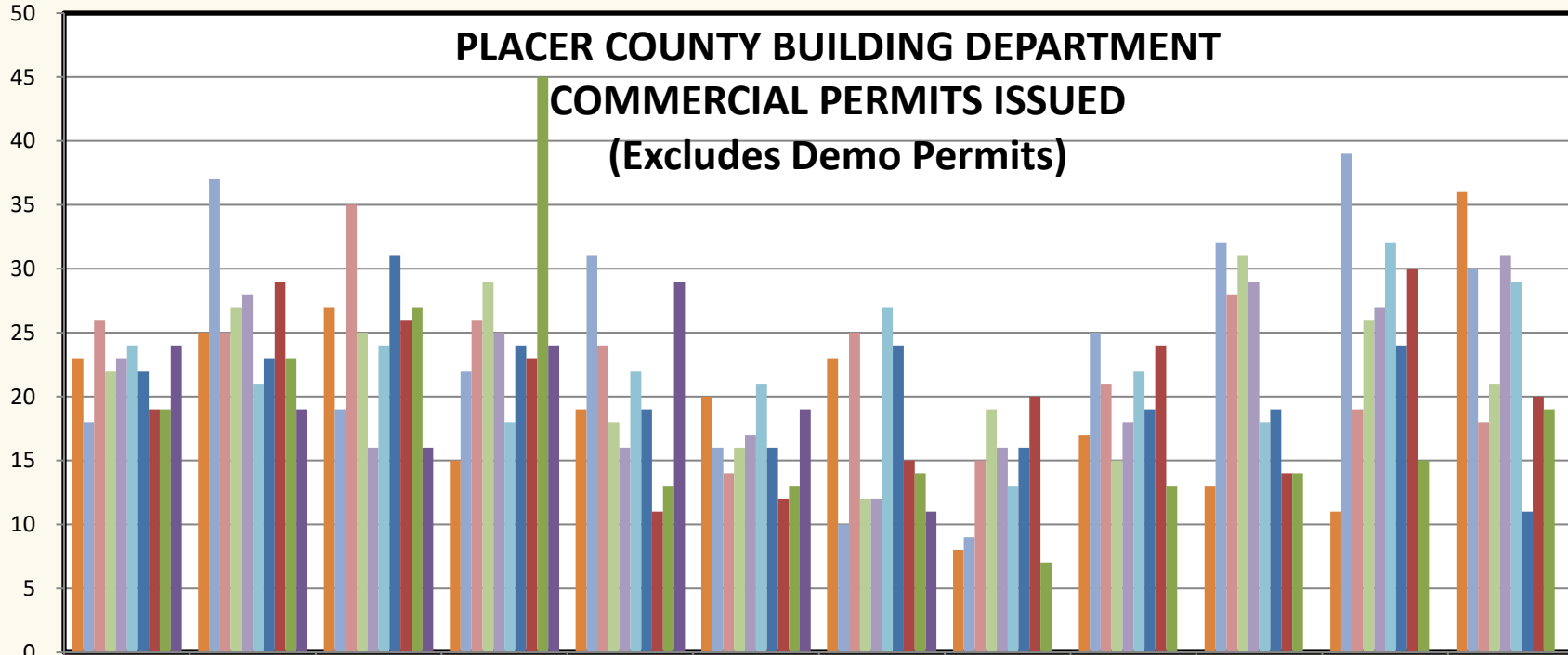
PLACER COUNTY BUILDING DEPARTMENT TAHOE CUMULATIVE

SFD PERMITS ISSUED



	JUL	AUG	SEPT	OCT	NOV	DEC	JAN	FEB	MAR	APR	MAY	JUN
10-11	7	18	26	40	41	43	45	45	46	50	68	77
11-12	19	29	47	57	60	62	64	64	64	70	96	107
12-13	13	35	63	77	77	78	78	79	80	87	116	140
13-14	15	39	52	88	90	91	91	91	93	100	125	147
14-15	24	53	79	129	131	132	132	132	133	139	152	177
15-16	19	28	59	81	86	88	89	89	93	105	120	134
16-17	17	60	89	117	120	122	122	122	128	129	145	157
17-18	13	36	46	66	72	74	76	76	79	83	93	114
18-19	23	36	56	79	82	82	82	82	83	87	111	132
19-20	9	19	39	49	53	58	58					

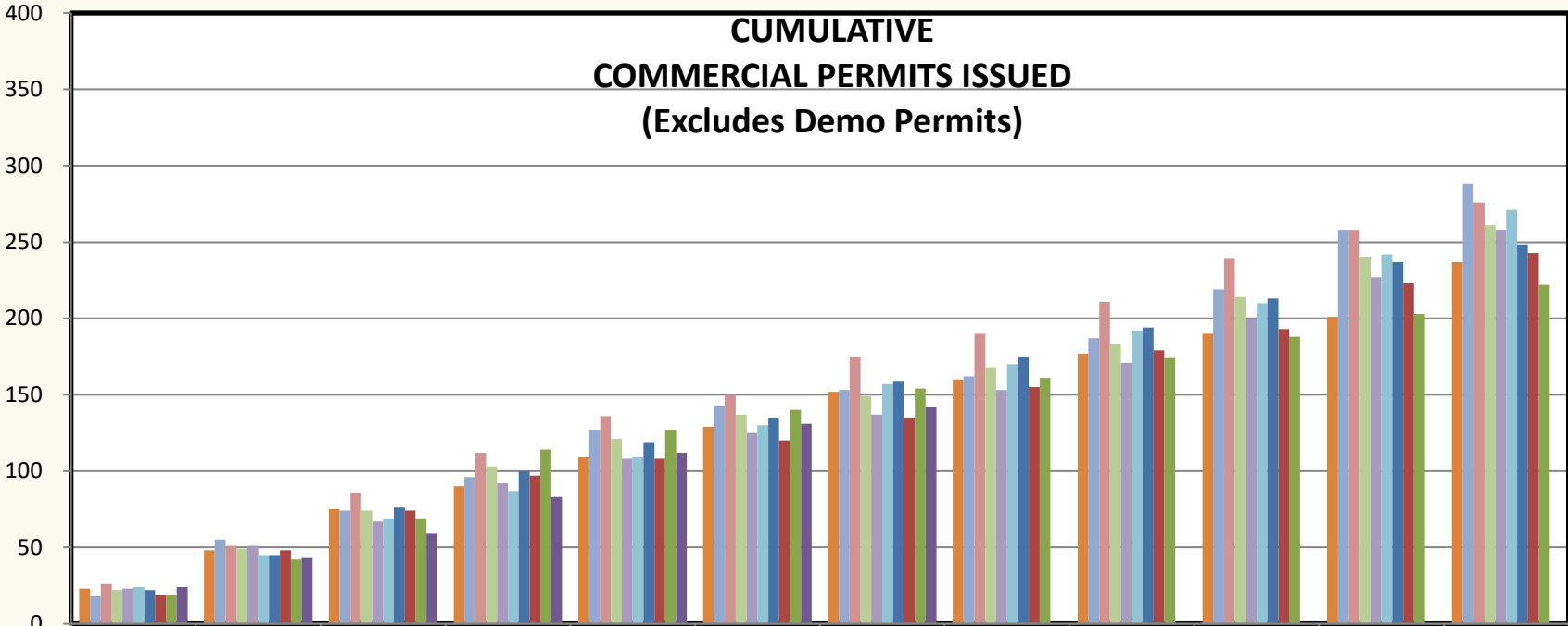
PLACER COUNTY BUILDING DEPARTMENT COMMERCIAL PERMITS ISSUED (Excludes Demo Permits)



	JUL	AUG	SEP	OCT	NOV	DEC	JAN	FEB	MAR	APR	MAY	JUN
10-11	23	25	27	15	19	20	23	8	17	13	11	36
11-12	18	37	19	22	31	16	10	9	25	32	39	30
12-13	26	25	35	26	24	14	25	15	21	28	19	18
13-14	22	27	25	29	18	16	12	19	15	31	26	21
14-15	23	28	16	25	16	17	12	16	18	29	27	31
15-16	24	21	24	18	22	21	27	13	22	18	32	29
16-17	22	23	31	24	19	16	24	16	19	19	24	11
17-18	19	29	26	23	11	12	15	20	24	14	30	20
18-19	19	23	27	45	13	13	14	7	13	14	15	19
19-20	24	19	16	24	29	19	11					

PLACER COUNTY BUILDING DEPARTMENT

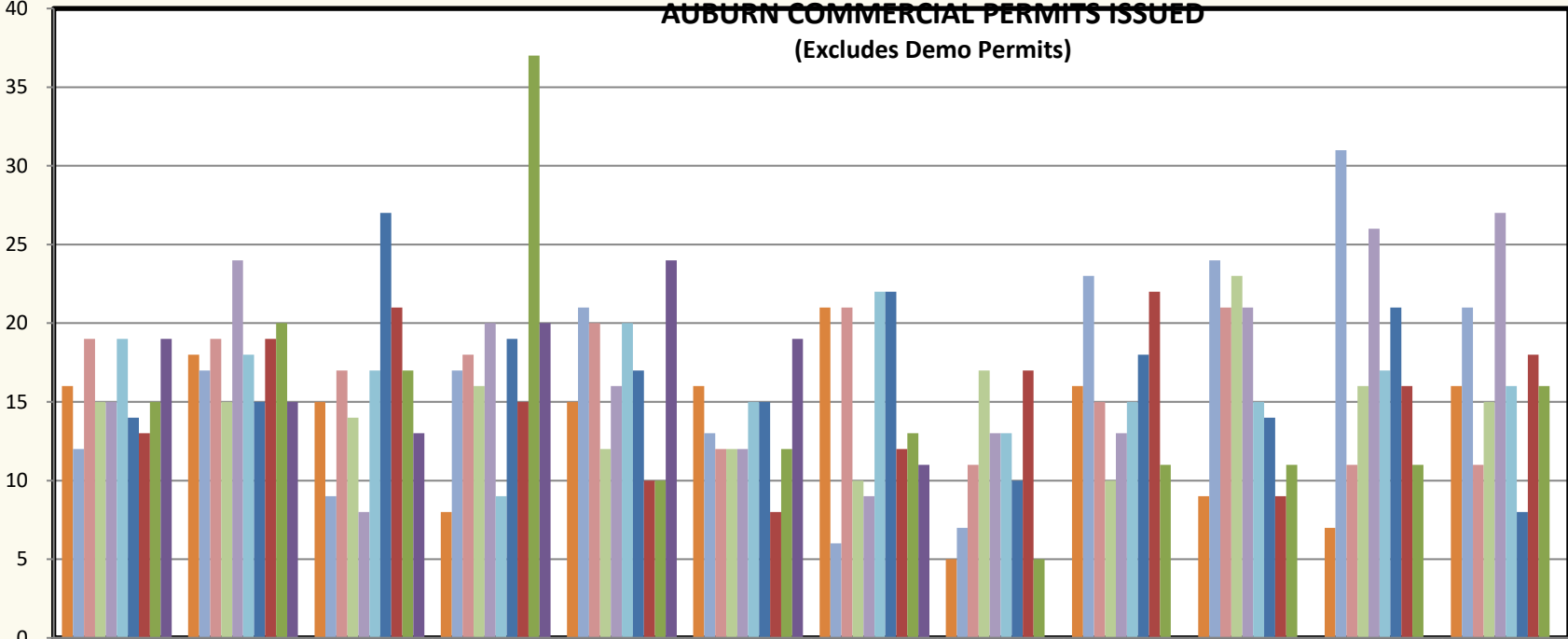
CUMULATIVE COMMERCIAL PERMITS ISSUED (Excludes Demo Permits)



	JUL	AUG	SEPT	OCT	NOV	DEC	JAN	FEB	MAR	APR	MAY	JUN
10-11	23	48	75	90	109	129	152	160	177	190	201	237
11-12	18	55	74	96	127	143	153	162	187	219	258	288
12-13	26	51	86	112	136	150	175	190	211	239	258	276
13-14	22	49	74	103	121	137	149	168	183	214	240	261
14-15	23	51	67	92	108	125	137	153	171	200	227	258
15-16	24	45	69	87	109	130	157	170	192	210	242	271
16-17	22	45	76	100	119	135	159	175	194	213	237	248
17-18	19	48	74	97	108	120	135	155	179	193	223	243
18-19	19	42	69	114	127	140	154	161	174	188	203	222
19-20	24	43	59	83	112	131	142					

PLACER COUNTY BUILDING DEPARTMENT

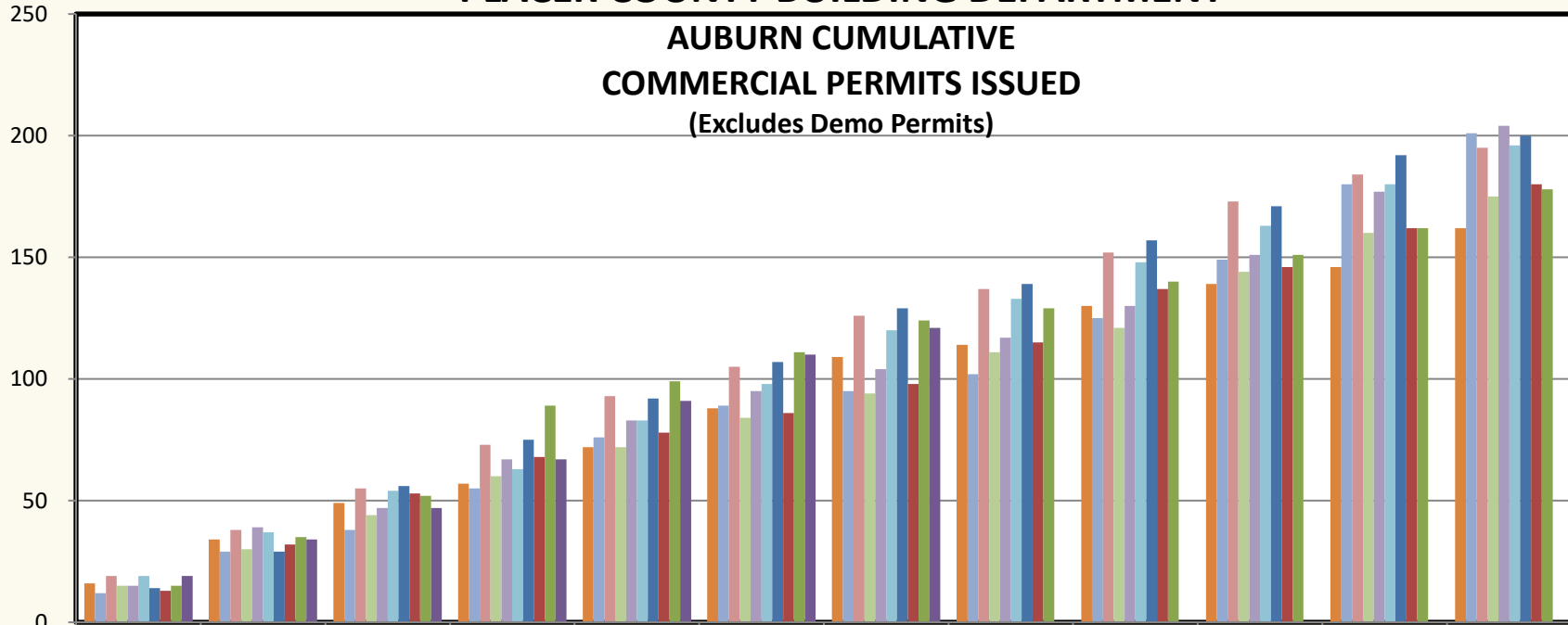
AUBURN COMMERCIAL PERMITS ISSUED (Excludes Demo Permits)



	JUL	AUG	SEP	OCT	NOV	DEC	JAN	FEB	MAR	APR	MAY	JUN
10-11	16	18	15	8	15	16	21	5	16	9	7	16
11-12	12	17	9	17	21	13	6	7	23	24	31	21
12-13	19	19	17	18	20	12	21	11	15	21	11	11
13-14	15	15	14	16	12	12	10	17	10	23	16	15
14-15	15	24	8	20	16	12	9	13	13	21	26	27
15-16	19	18	17	9	20	15	22	13	15	15	17	16
16-17	14	15	27	19	17	15	22	10	18	14	21	8
17-18	13	19	21	15	10	8	12	17	22	9	16	18
18-19	15	20	17	37	10	12	13	5	11	11	11	16
19-20	19	15	13	20	24	19	11					

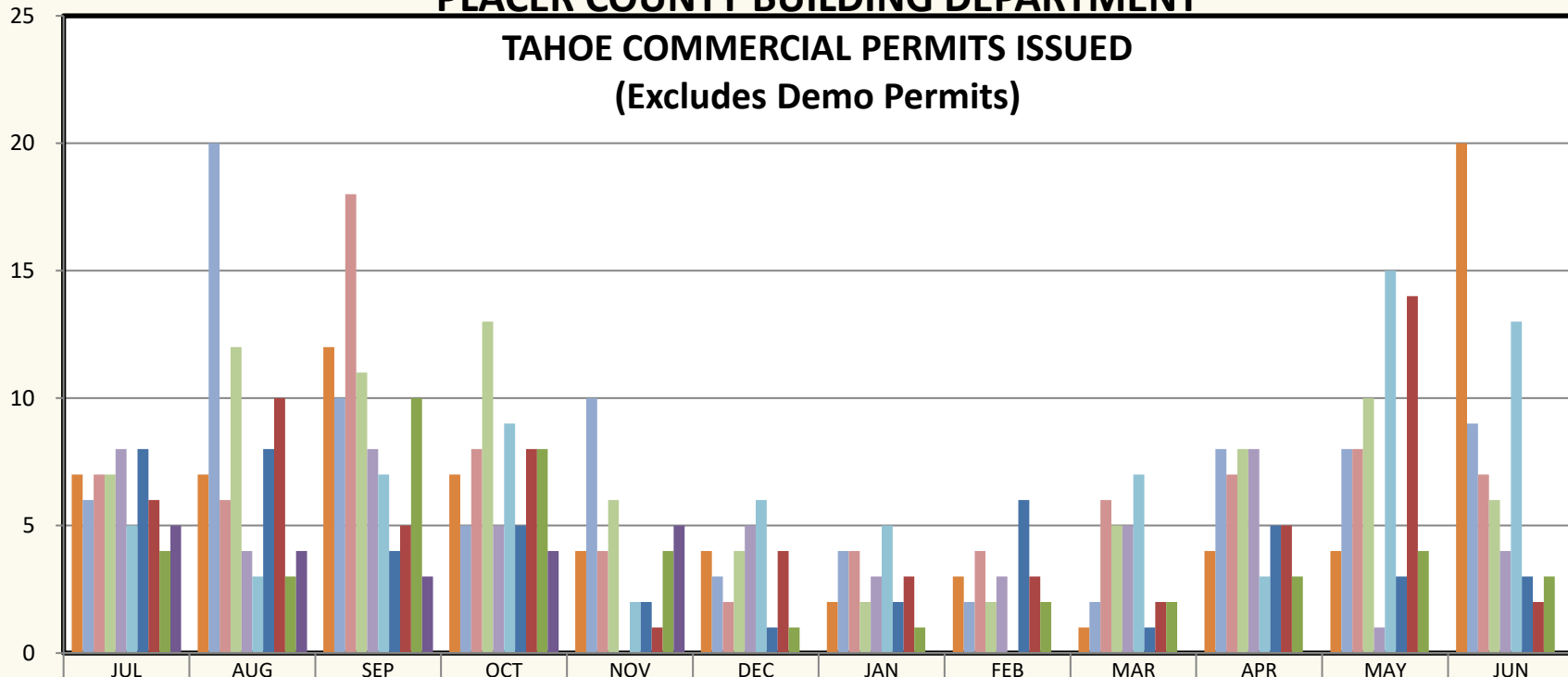
PLACER COUNTY BUILDING DEPARTMENT

AUBURN CUMULATIVE COMMERCIAL PERMITS ISSUED (Excludes Demo Permits)



	JUL	AUG	SEPT	OCT	NOV	DEC	JAN	FEB	MAR	APR	MAY	JUN
10-11	16	34	49	57	72	88	109	114	130	139	146	162
11-12	12	29	38	55	76	89	95	102	125	149	180	201
12-13	19	38	55	73	93	105	126	137	152	173	184	195
13-14	15	30	44	60	72	84	94	111	121	144	160	175
14-15	15	39	47	67	83	95	104	117	130	151	177	204
15-16	19	37	54	63	83	98	120	133	148	163	180	196
16-17	14	29	56	75	92	107	129	139	157	171	192	200
17-18	13	32	53	68	78	86	98	115	137	146	162	180
18-19	15	35	52	89	99	111	124	129	140	151	162	178
19-20	19	34	47	67	91	110	121					

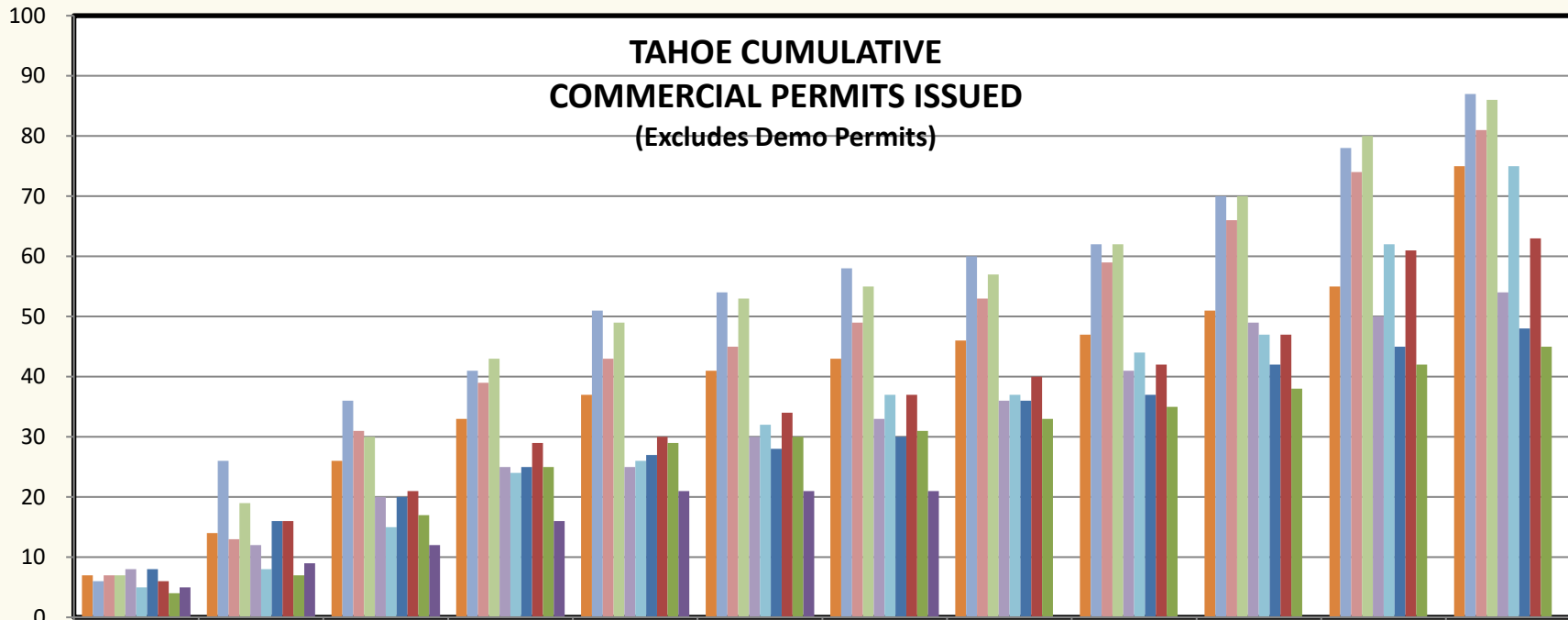
PLACER COUNTY BUILDING DEPARTMENT TAHOE COMMERCIAL PERMITS ISSUED (Excludes Demo Permits)



	JUL	AUG	SEP	OCT	NOV	DEC	JAN	FEB	MAR	APR	MAY	JUN
10-11	7	7	12	7	4	4	2	3	1	4	4	20
11-12	6	20	10	5	10	3	4	2	2	8	8	9
12-13	7	6	18	8	4	2	4	4	6	7	8	7
13-14	7	12	11	13	6	4	2	2	5	8	10	6
14-15	8	4	8	5	0	5	3	3	5	8	1	4
15-16	5	3	7	9	2	6	5	0	7	3	15	13
16-17	8	8	4	5	2	1	2	6	1	5	3	3
17-18	6	10	5	8	1	4	3	3	2	5	14	2
18-19	4	3	10	8	4	1	1	2	2	3	4	3
19-20	5	4	3	4	5	0	0					

PLACER COUNTY BUILDING DEPARTMENT

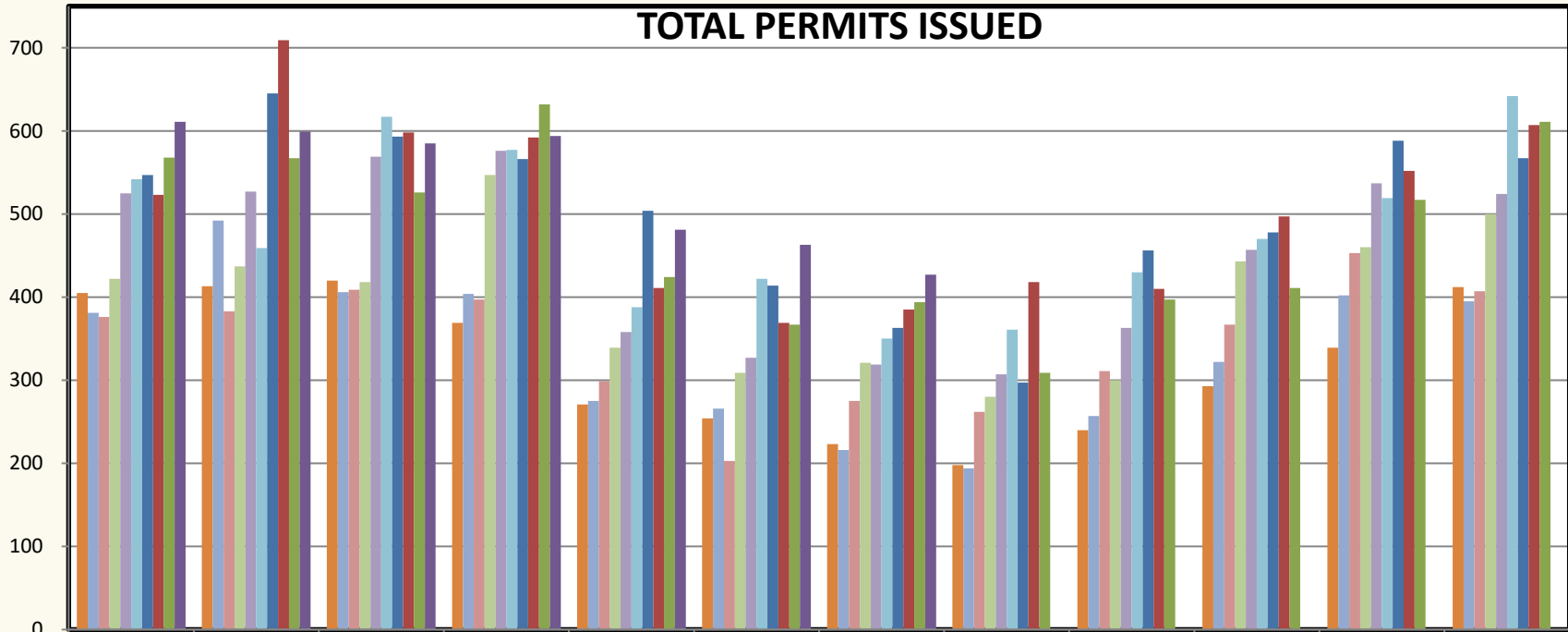
TAHOE CUMULATIVE COMMERCIAL PERMITS ISSUED (Excludes Demo Permits)



	JUL	AUG	SEPT	OCT	NOV	DEC	JAN	FEB	MAR	APR	MAY	JUN
10-11	7	14	26	33	37	41	43	46	47	51	55	75
11-12	6	26	36	41	51	54	58	60	62	70	78	87
12-13	7	13	31	39	43	45	49	53	59	66	74	81
13-14	7	19	30	43	49	53	55	57	62	70	80	86
14-15	8	12	20	25	25	30	33	36	41	49	50	54
15-16	5	8	15	24	26	32	37	37	44	47	62	75
16-17	8	16	20	25	27	28	30	36	37	42	45	48
17-18	6	16	21	29	30	34	37	40	42	47	61	63
18-19	4	7	17	25	29	30	31	33	35	38	42	45
19-20	5	9	12	16	21	21	21					

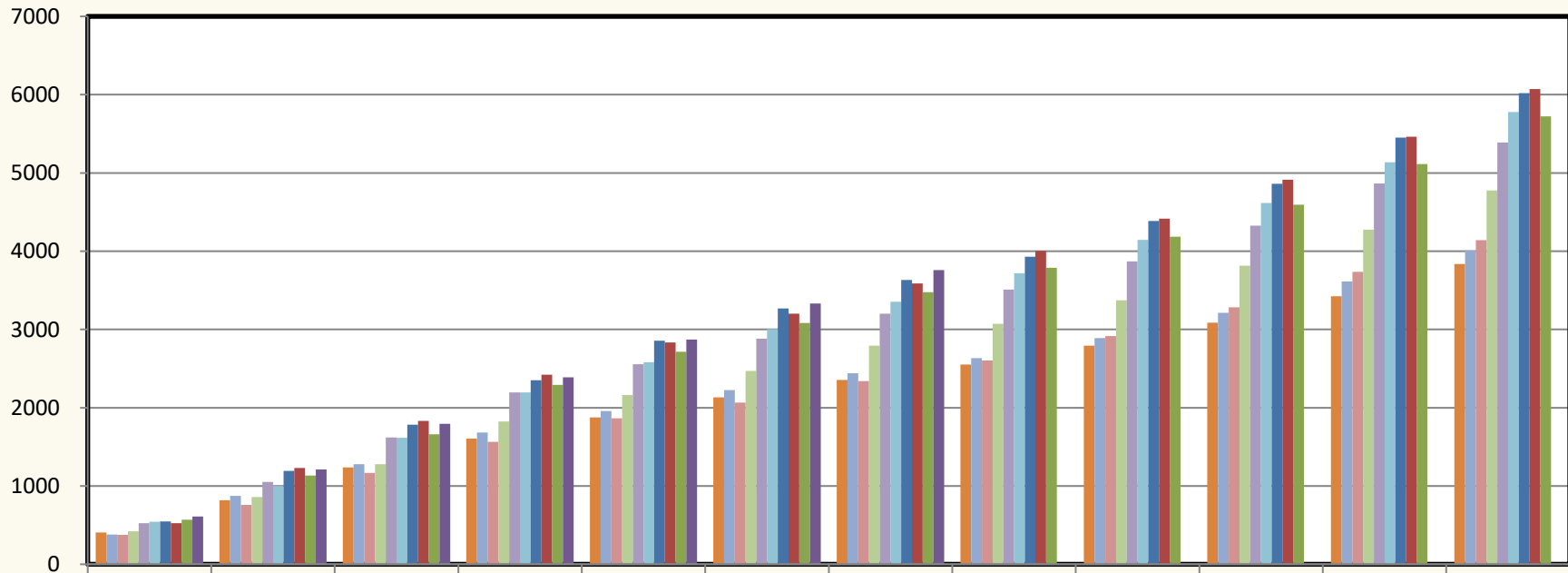
PLACER COUNTY BUILDING DEPARTMENT

TOTAL PERMITS ISSUED



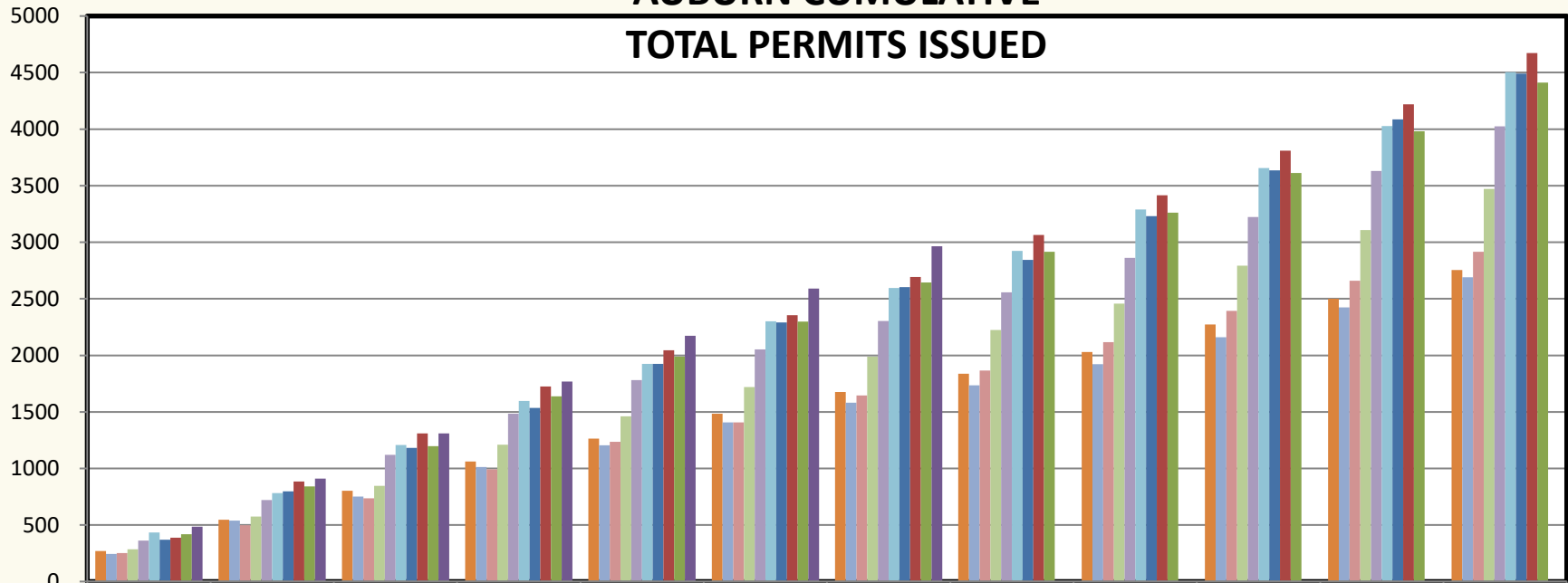
	JUL	AUG	SEP	OCT	NOV	DEC	JAN	FEB	MAR	APR	MAY	JUN
10-11	405	413	420	369	271	254	223	198	240	293	339	412
11-12	381	492	406	404	275	266	216	194	257	322	402	395
12-13	376	383	409	397	299	203	275	262	311	367	453	407
13-14	422	437	418	547	339	309	321	280	300	443	460	500
14-15	525	527	569	576	358	327	319	307	363	457	537	524
15-16	542	459	617	577	388	422	350	361	430	470	519	642
16-17	547	645	593	566	504	414	363	297	456	478	588	567
17-18	523	709	598	592	411	369	385	418	410	497	552	607
18-19	568	567	526	632	424	367	394	309	397	411	517	611
19-20	611	599	585	594	481	463	427					

PLACER COUNTY BUILDING DEPARTMENT CUMULATIVE PERMITS ISSUED



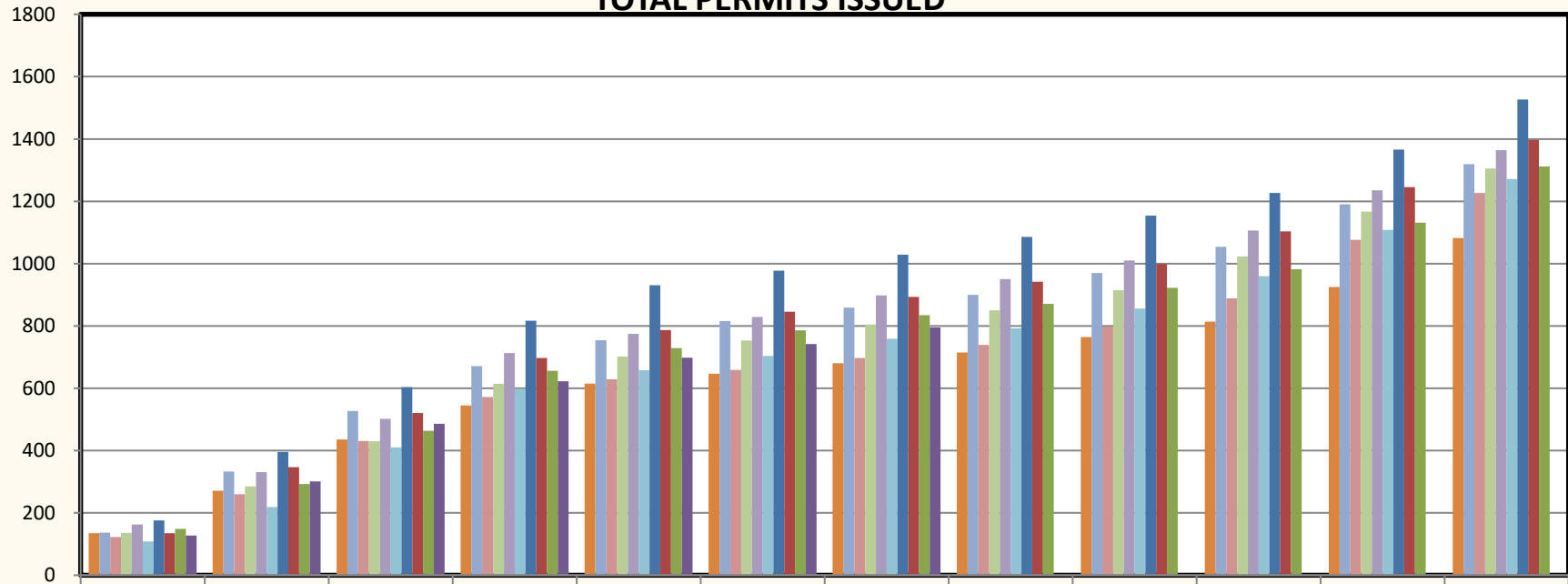
	JUL	AUG	SEPT	OCT	NOV	DEC	JAN	FEB	MAR	APR	MAY	JUN
10-11	405	818	1238	1607	1878	2132	2355	2553	2793	3086	3425	3837
11-12	381	873	1279	1683	1958	2224	2440	2634	2891	3213	3615	4010
12-13	376	759	1168	1565	1864	2067	2342	2604	2915	3282	3735	4142
13-14	422	859	1277	1824	2163	2472	2793	3073	3373	3816	4276	4776
14-15	525	1052	1621	2197	2555	2882	3201	3508	3871	4328	4865	5389
15-16	542	1001	1618	2195	2583	3005	3355	3716	4146	4616	5135	5777
16-17	547	1192	1785	2351	2855	3269	3632	3929	4385	4863	5451	6018
17-18	523	1232	1830	2422	2833	3202	3587	4005	4415	4912	5464	6071
18-19	568	1135	1661	2293	2717	3084	3478	3787	4184	4595	5112	5723
19-20	611	1210	1795	2389	2870	3333	3760					

PLACER COUNTY BUILDING DEPARTMENT AUBURN CUMULATIVE TOTAL PERMITS ISSUED



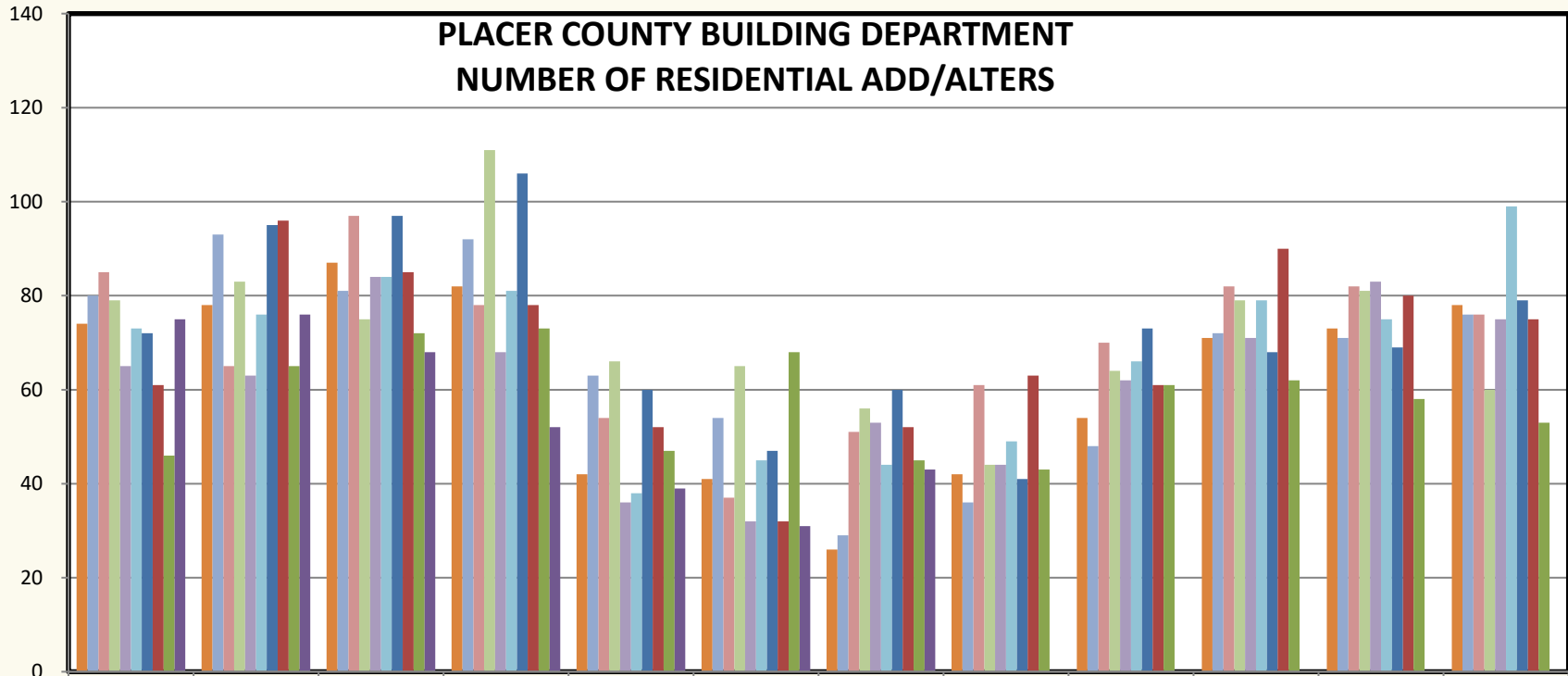
	JUL	AUG	SEPT	OCT	NOV	DEC	JAN	FEB	MAR	APR	MAY	JUN
10-11	270	547	802	1062	1263	1485	1675	1838	2029	2272	2500	2755
11-12	244	540	752	1012	1204	1408	1581	1734	1921	2159	2425	2691
12-13	253	499	737	993	1235	1408	1645	1865	2117	2393	2659	2915
13-14	286	574	847	1210	1461	1719	1988	2223	2458	2793	3109	3471
14-15	362	721	1119	1484	1780	2053	2303	2558	2861	3222	3630	4025
15-16	433	782	1208	1597	1925	2301	2596	2924	3290	3656	4027	4505
16-17	371	797	1181	1534	1924	2292	2603	2843	3231	3636	4085	4491
17-18	388	885	1309	1725	2046	2356	2694	3063	3416	3809	4219	4674
18-19	419	842	1197	1637	1988	2298	2644	2916	3262	3613	3981	4411
19-20	484	909	1309	1767	2172	2591	2965					

**PLACER COUNTY BUILDING DEPARTMENT
TAHOE CUMULATIVE
TOTAL PERMITS ISSUED**



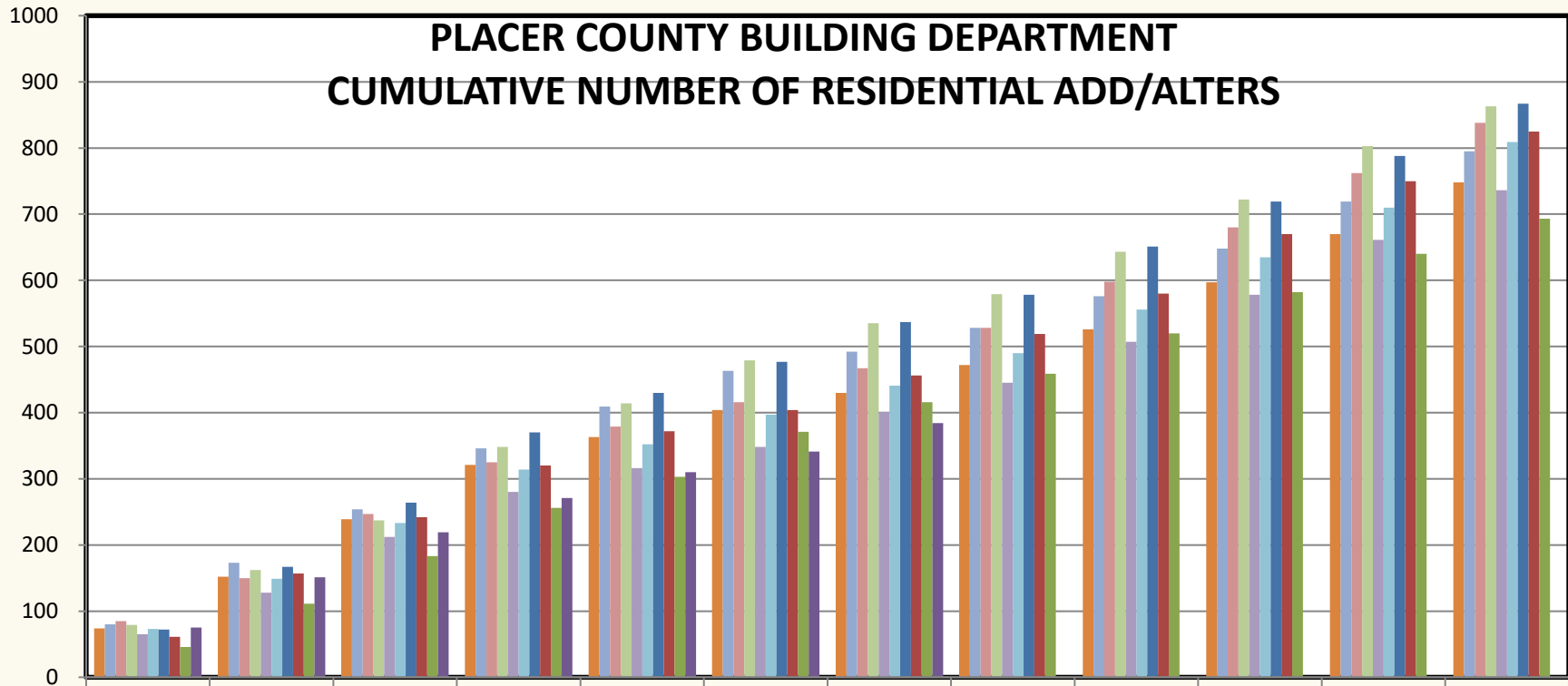
	JUL	AUG	SEPT	OCT	NOV	DEC	JAN	FEB	MAR	APR	MAY	JUN
10-11	135	271	436	545	615	647	680	715	764	814	925	1082
11-12	137	333	527	671	754	816	859	900	970	1054	1190	1319
12-13	123	260	431	572	629	659	697	739	798	889	1076	1227
13-14	136	285	430	614	702	753	805	850	915	1023	1167	1305
14-15	163	331	502	713	775	829	898	950	1010	1106	1235	1364
15-16	109	219	410	598	658	704	759	792	856	960	1108	1272
16-17	176	395	604	817	931	977	1029	1086	1154	1227	1366	1527
17-18	135	347	521	697	787	846	893	942	999	1103	1245	1397
18-19	149	293	464	656	729	786	834	871	922	982	1131	1312
19-20	127	301	486	622	698	742	795					

PLACER COUNTY BUILDING DEPARTMENT NUMBER OF RESIDENTIAL ADD/ALTERS



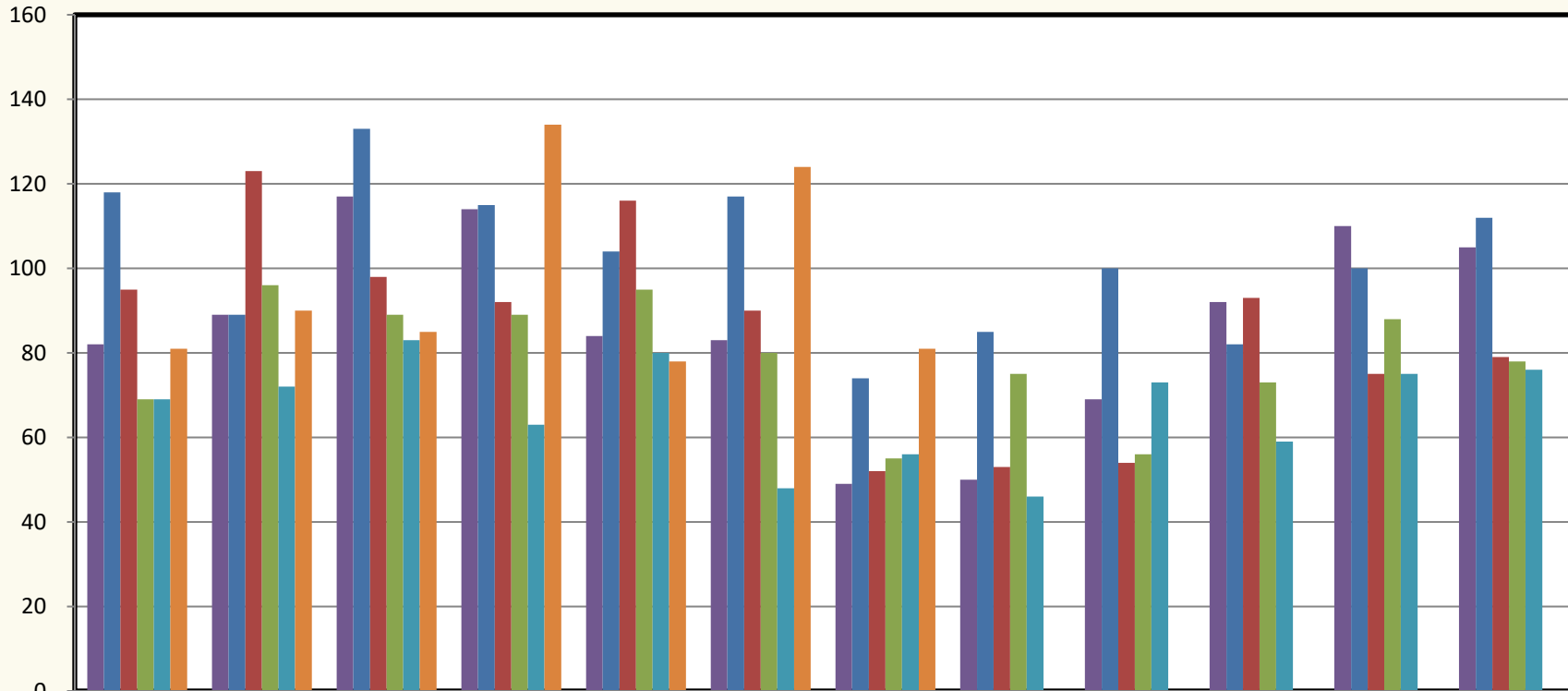
	JUL	AUG	SEP	OCT	NOV	DEC	JAN	FEB	MAR	APR	MAY	JUN
10-11	74	78	87	82	42	41	26	42	54	71	73	78
11-12	80	93	81	92	63	54	29	36	48	72	71	76
12-13	85	65	97	78	54	37	51	61	70	82	82	76
13-14	79	83	75	111	66	65	56	44	64	79	81	60
14-15	65	63	84	68	36	32	53	44	62	71	83	75
15-16	73	76	84	81	38	45	44	49	66	79	75	99
16-17	72	95	97	106	60	47	60	41	73	68	69	79
17-18	61	96	85	78	52	32	52	63	61	90	80	75
18-19	46	65	72	73	47	68	45	43	61	62	58	53
19-20	75	76	68	52	39	31	43					

PLACER COUNTY BUILDING DEPARTMENT CUMULATIVE NUMBER OF RESIDENTIAL ADD/ALTERS



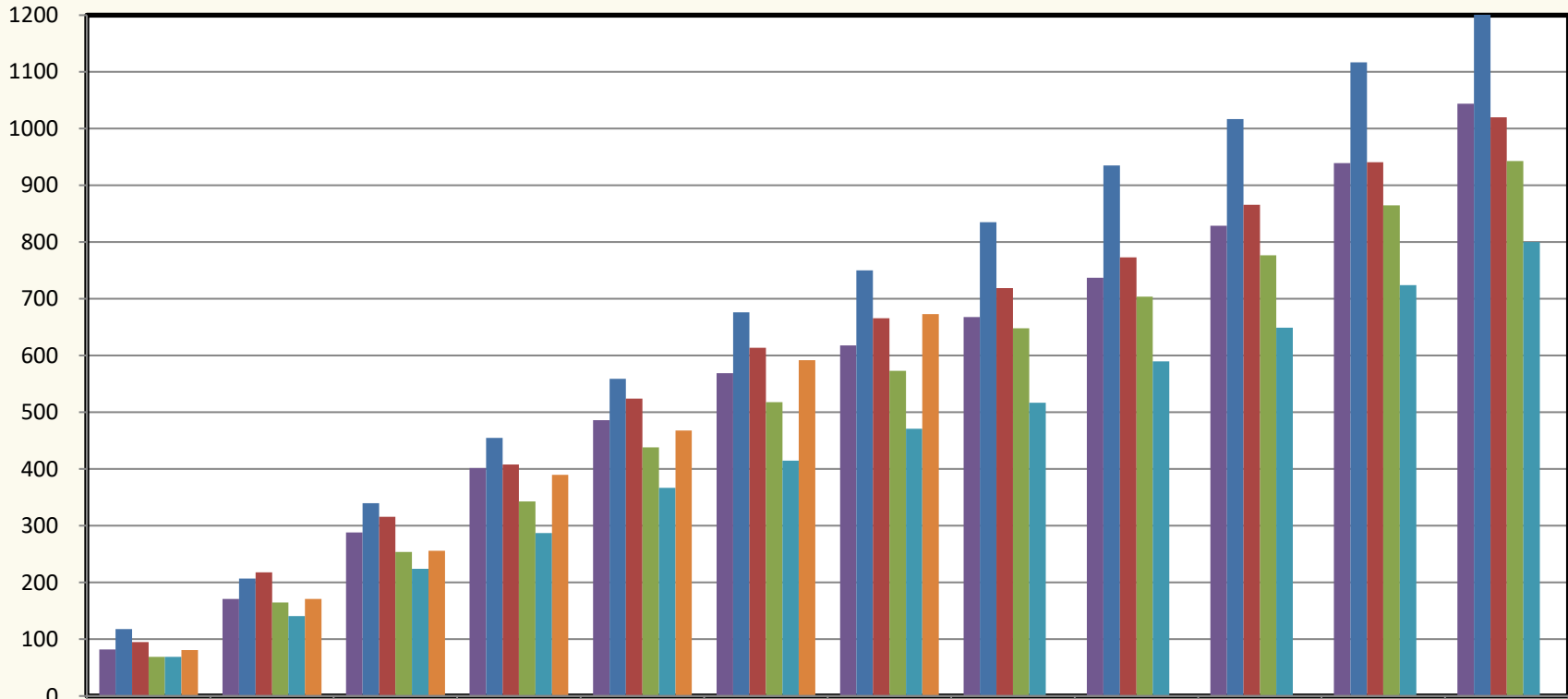
	JUL	AUG	SEP	OCT	NOV	DEC	JAN	FEB	MAR	APR	MAY	JUN
10-11	74	152	239	321	363	404	430	472	526	597	670	748
11-12	80	173	254	346	409	463	492	528	576	648	719	795
12-13	85	150	247	325	379	416	467	528	598	680	762	838
13-14	79	162	237	348	414	479	535	579	643	722	803	863
14-15	65	128	212	280	316	348	401	445	507	578	661	736
15-16	73	149	233	314	352	397	441	490	556	635	710	809
16-17	72	167	264	370	430	477	537	578	651	719	788	867
17-18	61	157	242	320	372	404	456	519	580	670	750	825
18-19	46	111	183	256	303	371	416	459	520	582	640	693
19-20	75	151	219	271	310	341	384					

PLACER COUNTY BUILDING DEPARTMENT NUMBER OF RESIDENTIAL SOLAR PERMITS



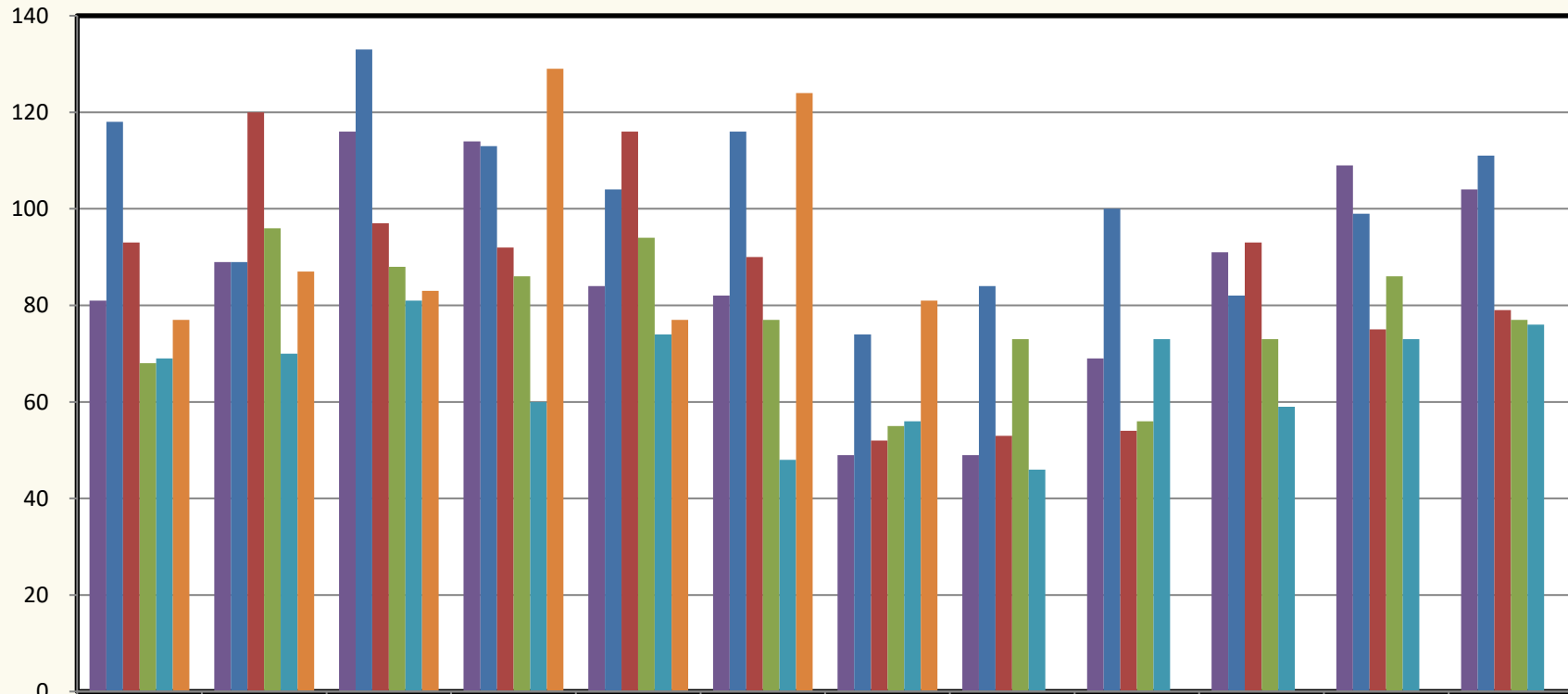
	JUL	AUG	SEP	OCT	NOV	DEC	JAN	FEB	MAR	APR	MAY	JUN
■ 14-15	82	89	117	114	84	83	49	50	69	92	110	105
■ 15-16	118	89	133	115	104	117	74	85	100	82	100	112
■ 16-17	95	123	98	92	116	90	52	53	54	93	75	79
■ 17-18	69	96	89	89	95	80	55	75	56	73	88	78
■ 18-19	69	72	83	63	80	48	56	46	73	59	75	76
■ 19-20	81	90	85	134	78	124	81					

PLACER COUNTY BUILDING DEPARTMENT CUMULATIVE NUMBER OF RESIDENTIAL SOLAR PERMITS



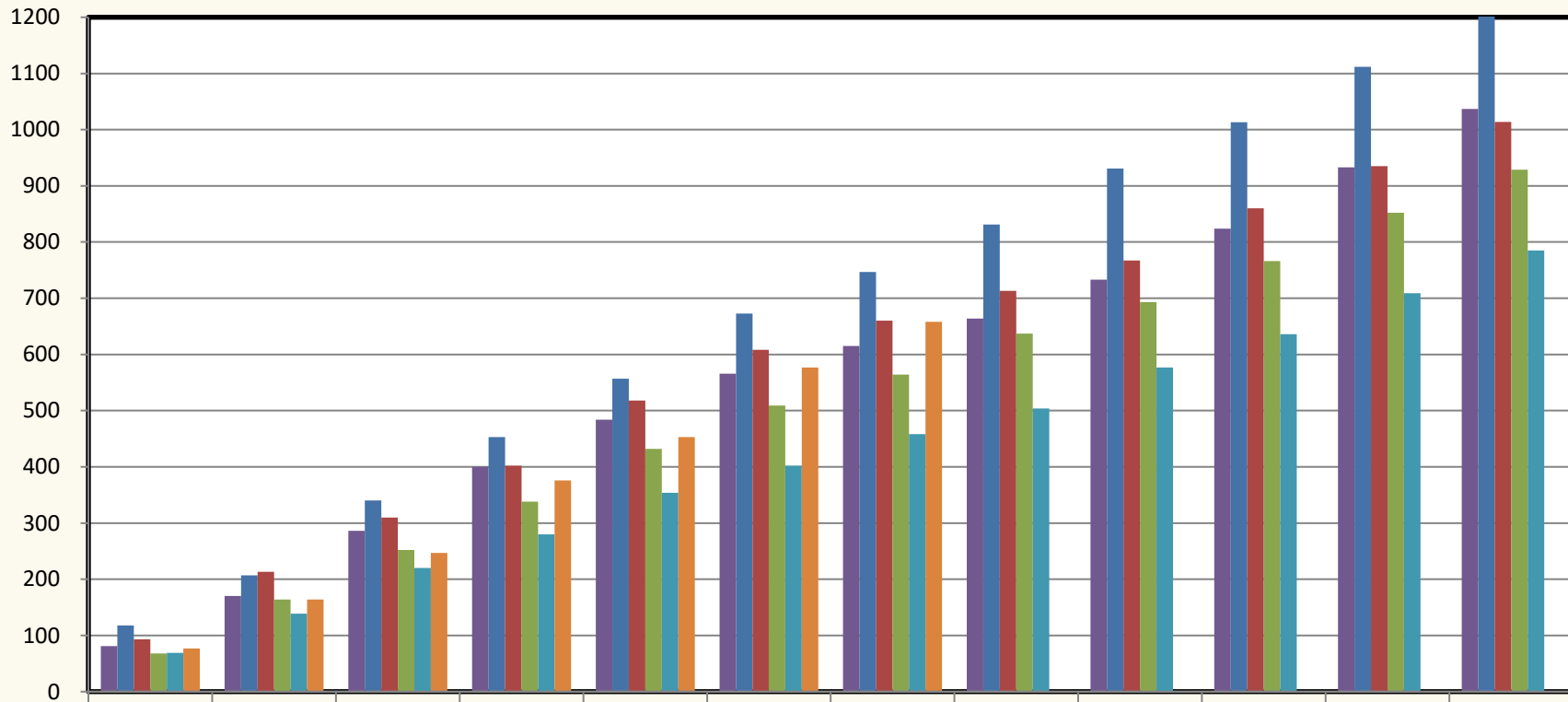
	JUL	AUG	SEP	OCT	NOV	DEC	JAN	FEB	MAR	APR	MAY	JUN
■ 14-15	82	171	288	402	486	569	618	668	737	829	939	1044
■ 15-16	118	207	340	455	559	676	750	835	935	1017	1117	1229
■ 16-17	95	218	316	408	524	614	666	719	773	866	941	1020
■ 17-18	69	165	254	343	438	518	573	648	704	777	865	943
■ 18-19	69	141	224	287	367	415	471	517	590	649	724	800
■ 19-20	81	171	256	390	468	592	673					

PLACER COUNTY BUILDING DEPARTMENT AUBURN - NUMBER OF RESIDENTIAL SOLAR PERMITS



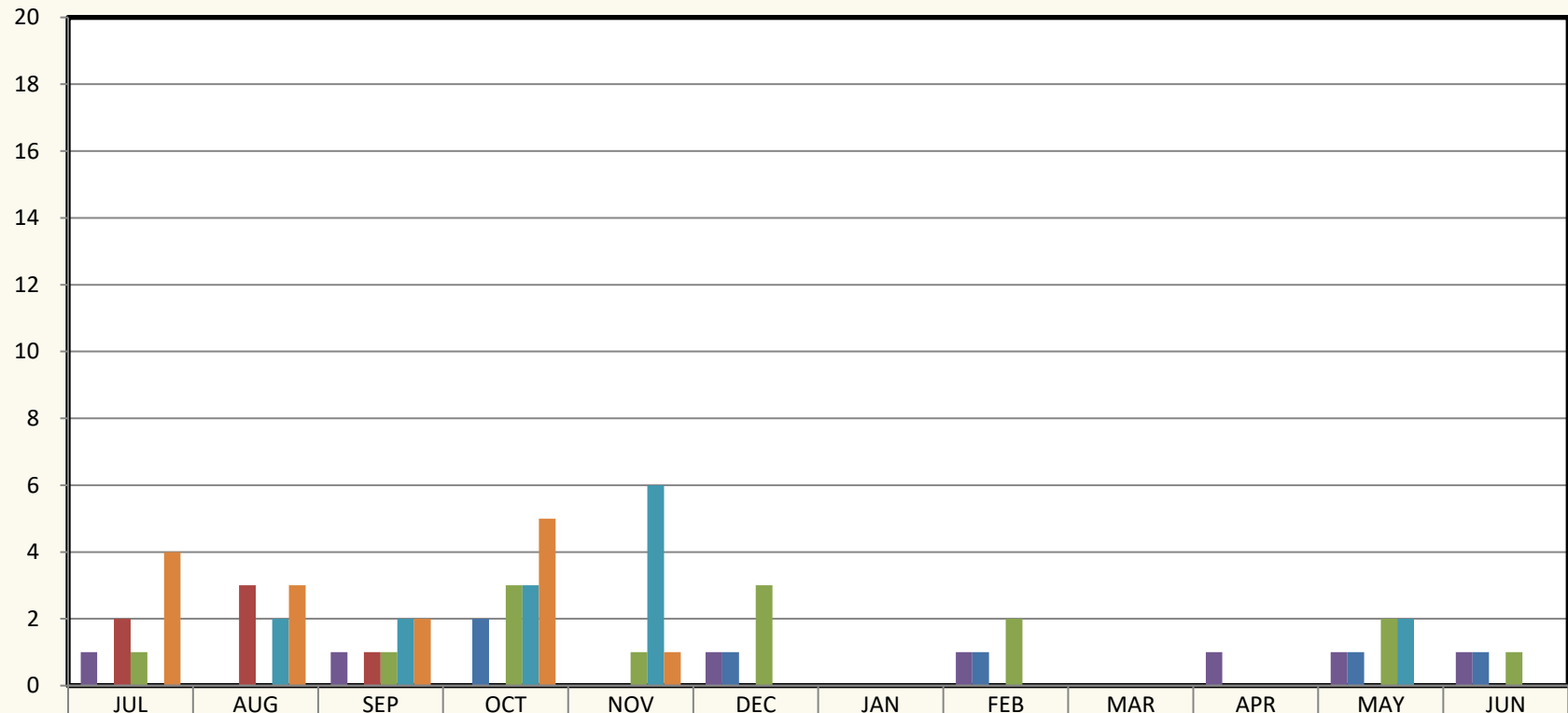
	JUL	AUG	SEP	OCT	NOV	DEC	JAN	FEB	MAR	APR	MAY	JUN
14-15	81	89	116	114	84	82	49	49	69	91	109	104
15-16	118	89	133	113	104	116	74	84	100	82	99	111
16-17	93	120	97	92	116	90	52	53	54	93	75	79
17-18	68	96	88	86	94	77	55	73	56	73	86	77
18-19	69	70	81	60	74	48	56	46	73	59	73	76
19-20	77	87	83	129	77	124	81					

PLACER COUNTY BUILDING DEPARTMENT AUBURN - CUMULATIVE NUMBER OF RESIDENTIAL SOLAR PERMITS



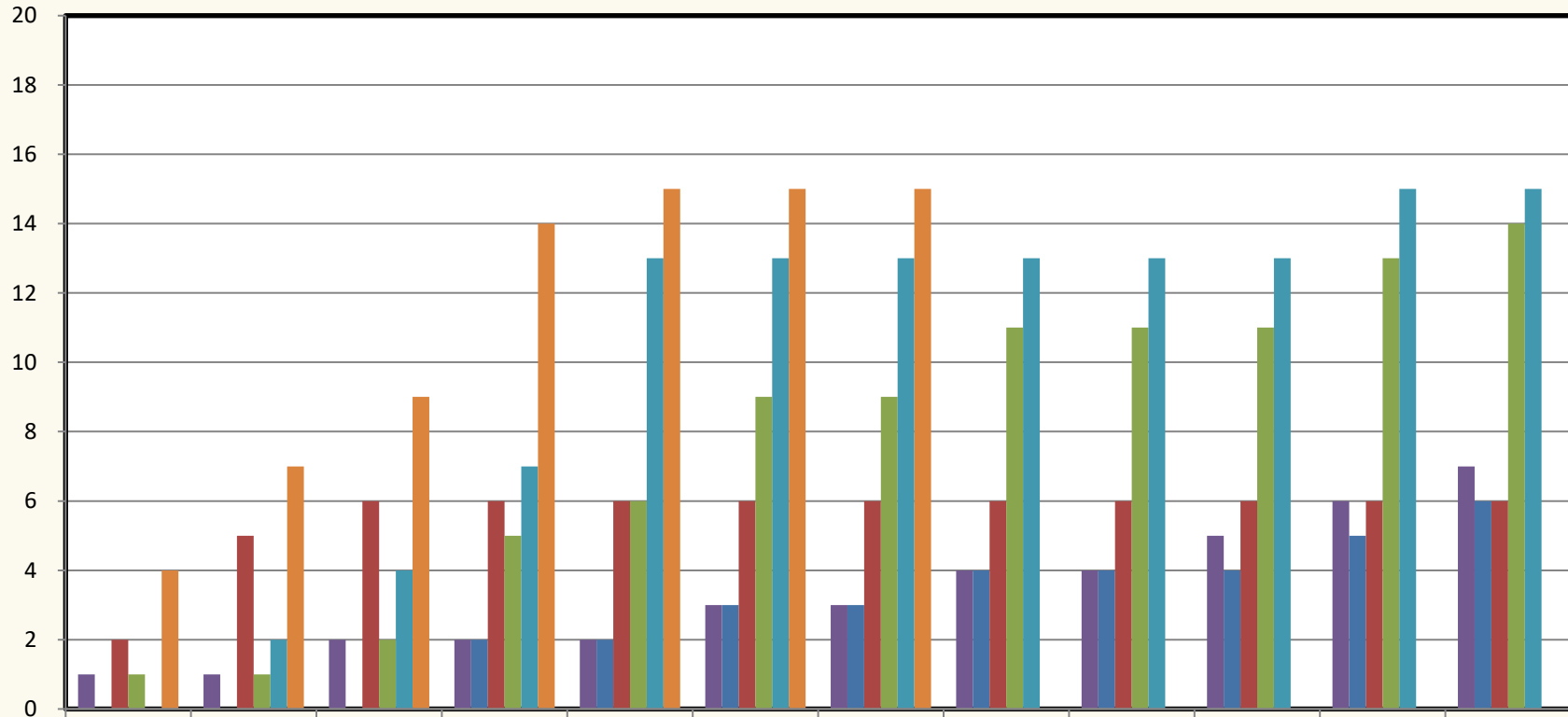
	JUL	AUG	SEP	OCT	NOV	DEC	JAN	FEB	MAR	APR	MAY	JUN
■ 14-15	81	170	286	400	484	566	615	664	733	824	933	1037
■ 15-16	118	207	340	453	557	673	747	831	931	1013	1112	1223
■ 16-17	93	213	310	402	518	608	660	713	767	860	935	1014
■ 17-18	68	164	252	338	432	509	564	637	693	766	852	929
■ 18-19	69	139	220	280	354	402	458	504	577	636	709	785
■ 19-20	77	164	247	376	453	577	658					

PLACER COUNTY BUILDING DEPARTMENT TAHOE - NUMBER OF RESIDENTIAL SOLAR PERMITS



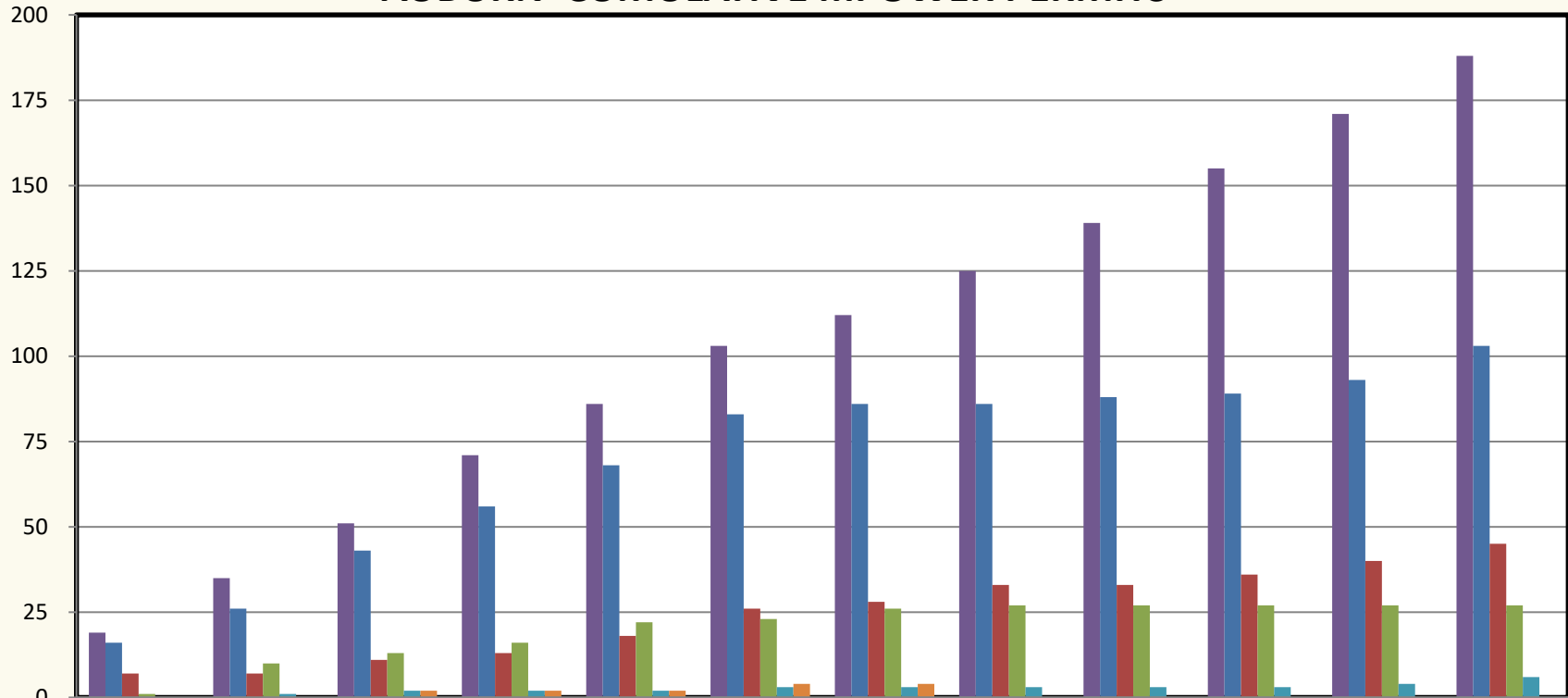
	JUL	AUG	SEP	OCT	NOV	DEC	JAN	FEB	MAR	APR	MAY	JUN
■ 14-15	1	0	1	0	0	1	0	1	0	1	1	1
■ 15-16	0	0	0	2	0	1	0	1	0	0	1	1
■ 16-17	2	3	1	0	0	0	0	0	0	0	0	0
■ 17-18	1	0	1	3	1	3	0	2	0	0	2	1
■ 18-19	0	2	2	3	6	0	0	0	0	0	2	0
■ 19-20	4	3	2	5	1	0	0					

PLACER COUNTY BUILDING DEPARTMENT TAHOE - CUMULATIVE NUMBER OF RESIDENTIAL SOLAR PERMITS



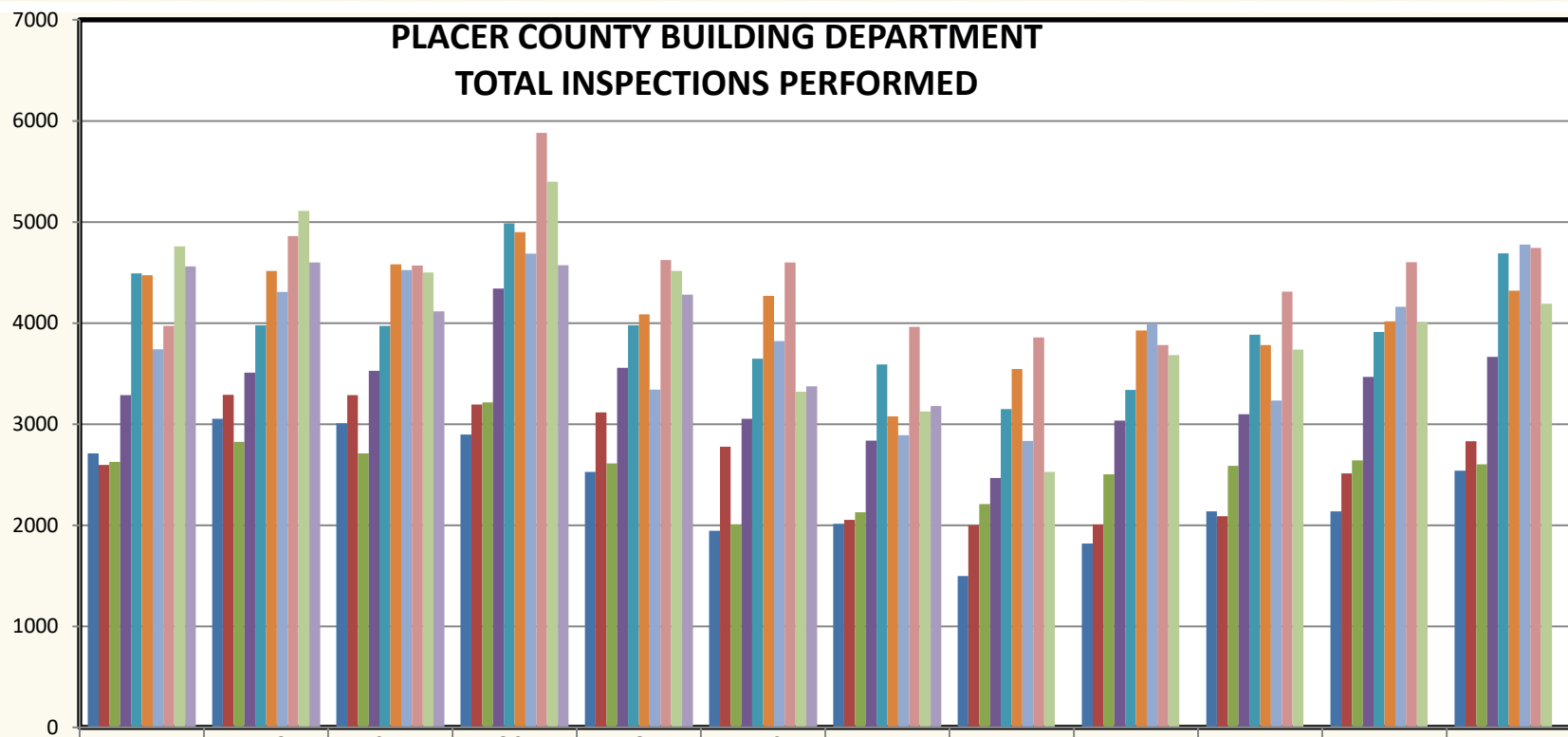
	JUL	AUG	SEP	OCT	NOV	DEC	JAN	FEB	MAR	APR	MAY	JUN
14-15	1	1	2	2	2	3	3	4	4	5	6	7
15-16	0	0	0	2	2	3	3	4	4	4	5	6
16-17	2	5	6	6	6	6	6	6	6	6	6	6
17-18	1	1	2	5	6	9	9	11	11	11	13	14
18-19	0	2	4	7	13	13	13	13	13	13	15	15
19-20	4	7	9	14	15	15	15					

PLACER COUNTY BUILDING DEPARTMENT AUBURN CUMULATIVE mPOWER PERMITS



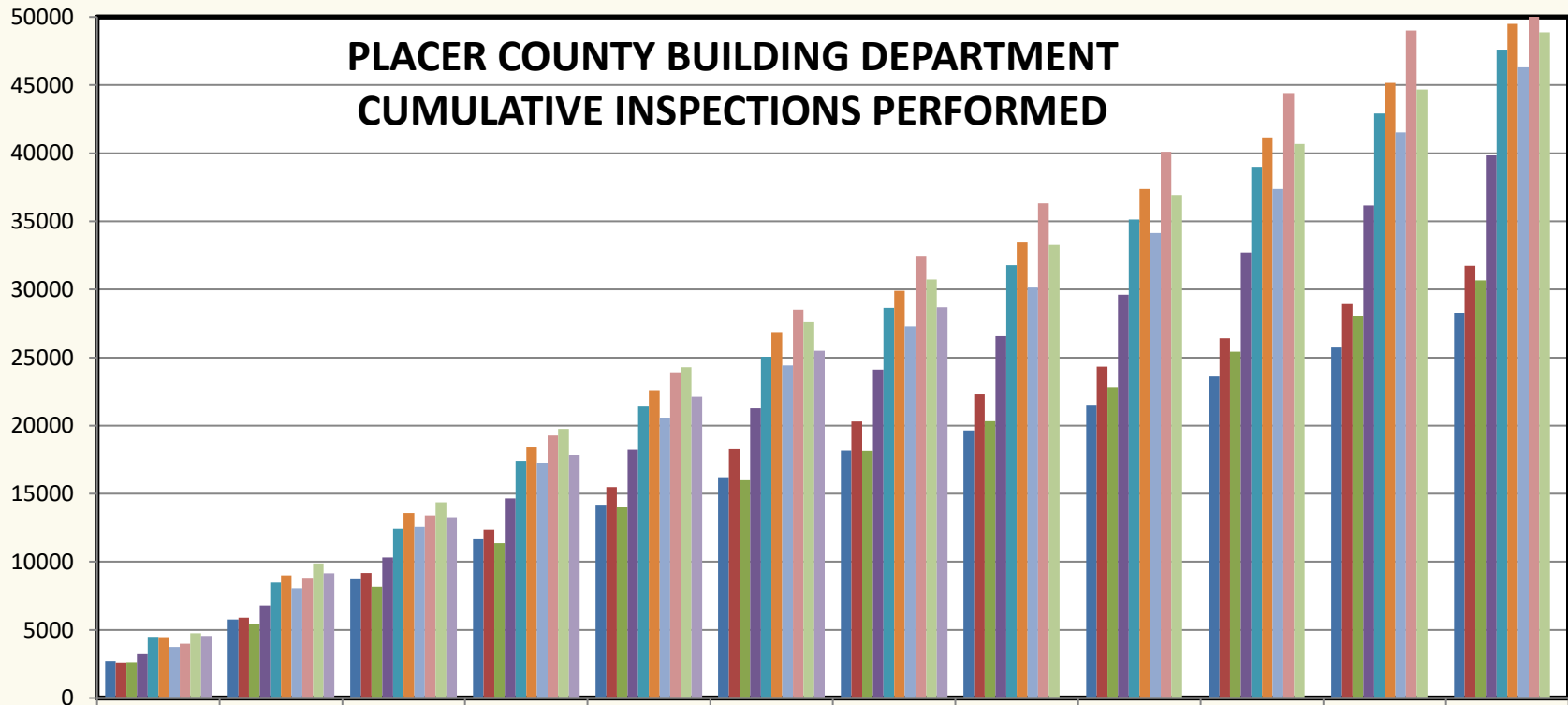
	JUL	AUG	SEP	OCT	NOV	DEC	JAN	FEB	MAR	APR	MAY	JUN
■ 14-15	19	35	51	71	86	103	112	125	139	155	171	188
■ 15-16	16	26	43	56	68	83	86	86	88	89	93	103
■ 16-17	7	7	11	13	18	26	28	33	33	36	40	45
■ 17-18	1	10	13	16	22	23	26	27	27	27	27	27
■ 18-19	0	1	2	2	2	3	3	3	3	3	4	6
■ 19-20	0	0	2	2	2	4	4					0

PLACER COUNTY BUILDING DEPARTMENT TOTAL INSPECTIONS PERFORMED



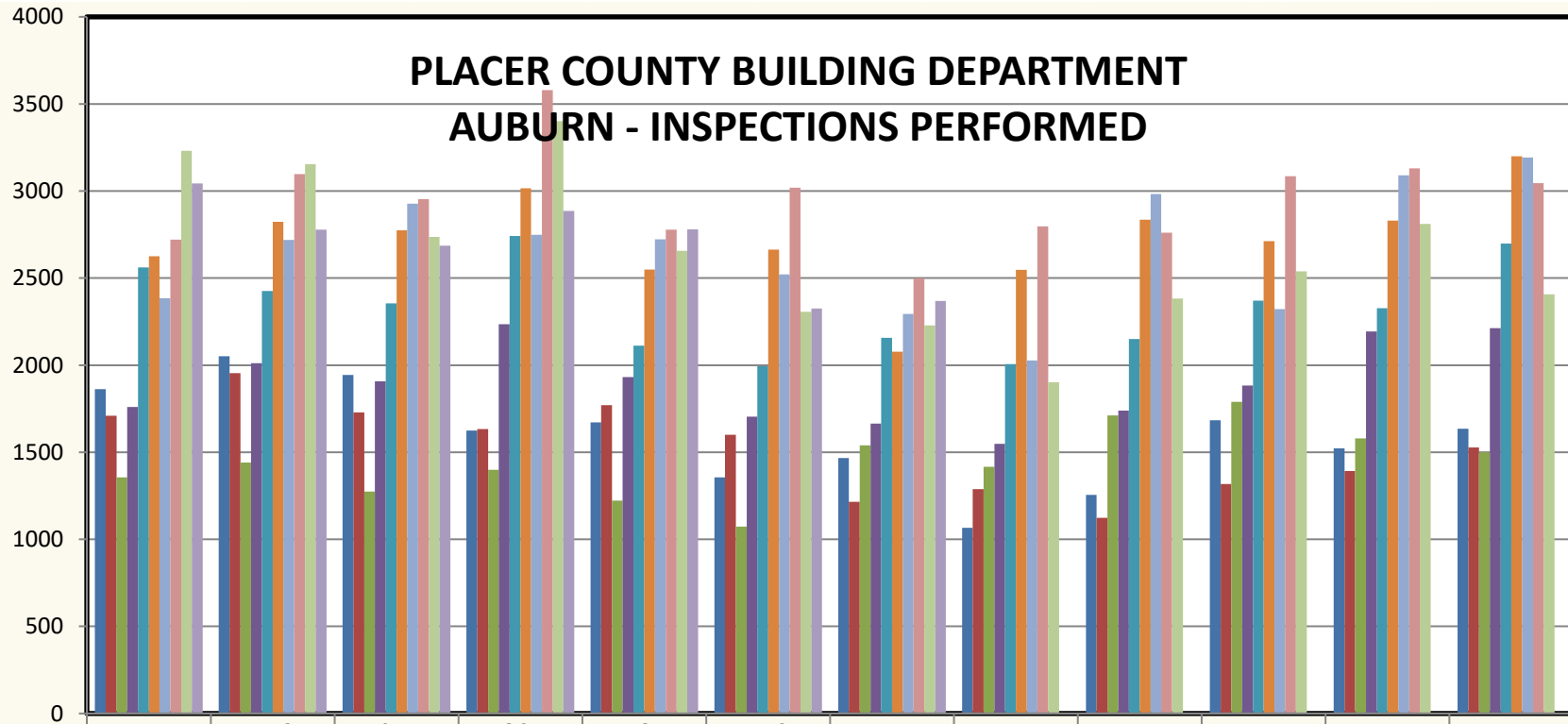
	JUL	AUG	SEP	OCT	NOV	DEC	JAN	FEB	MAR	APR	MAY	JUN
10/11	2710	3053	3009	2898	2527	1944	2015	1497	1818	2136	2136	2538
11/12	2595	3291	3288	3193	3116	2778	2054	1999	2008	2089	2511	2832
12/13	2628	2826	2711	3215	2610	2009	2127	2208	2504	2587	2641	2602
13/14	3286	3509	3526	4341	3556	3053	2836	2466	3034	3098	3466	3664
14/15	4491	3977	3971	4987	3979	3646	3590	3149	3337	3884	3911	4689
15/16	4472	4516	4581	4899	4086	4268	3078	3546	3926	3782	4016	4321
16/17	3741	4307	4525	4687	3340	3821	2890	2834	3998	3233	4160	4777
17/18	3972	4861	4568	5880	4622	4599	3963	3858	3783	4310	4602	4742
18/19	4759	5110	4499	5398	4516	3321	3125	2526	3683	3737	4012	4190
19/20	4559	4599	4116	4571	4280	3373	3179					

PLACER COUNTY BUILDING DEPARTMENT CUMULATIVE INSPECTIONS PERFORMED



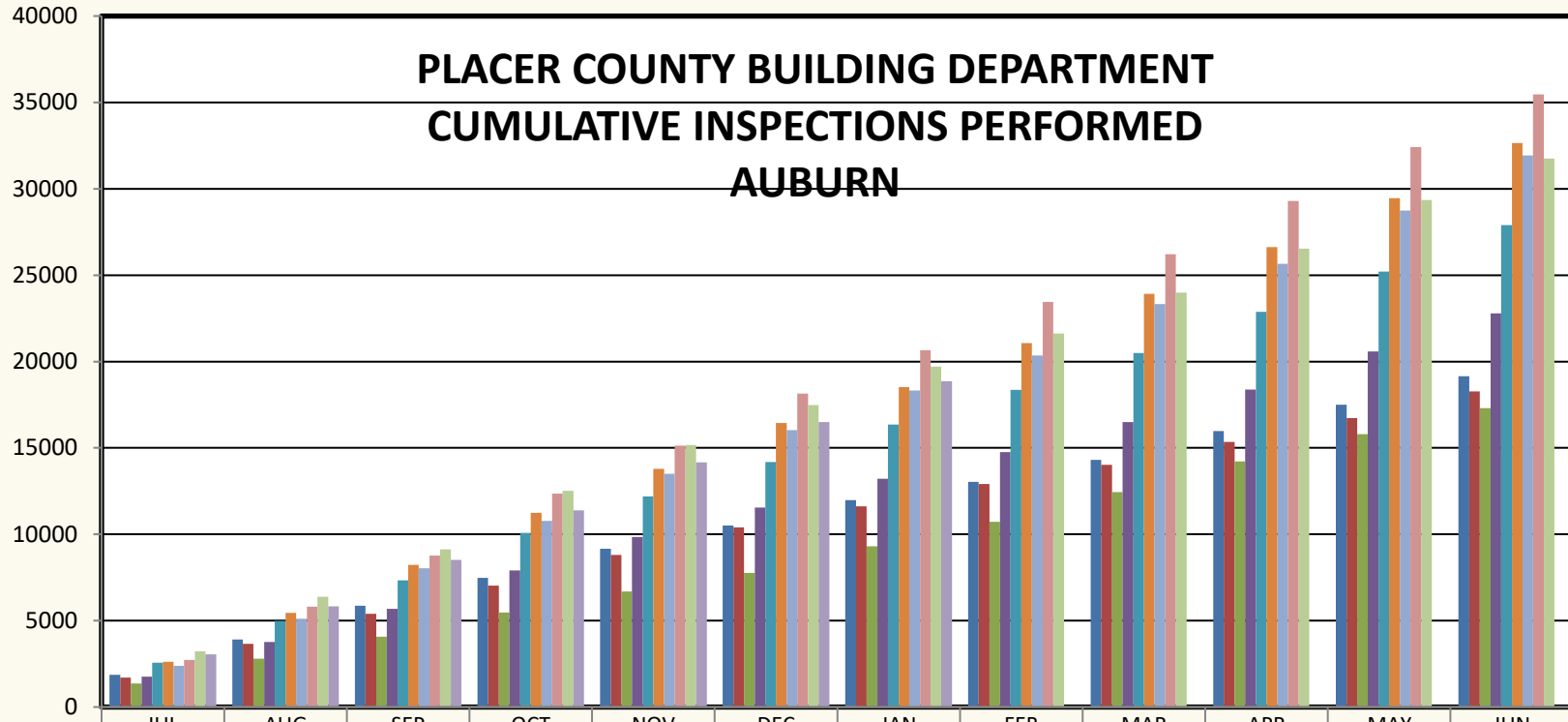
	JUL	AUG	SEP	OCT	NOV	DEC	JAN	FEB	MAR	APR	MAY	JUN
10/11	2710	5763	8772	11670	14197	16141	18156	19653	21471	23607	25743	28281
11/12	2595	5886	9174	12367	15483	18261	20315	22314	24322	26411	28922	31754
12/13	2628	5454	8165	11380	13990	15999	18126	20334	22838	25425	28066	30668
13/14	3286	6795	10321	14662	18218	21271	24107	26573	29607	32705	36171	39835
14/15	4491	8468	12439	17426	21405	25051	28641	31790	35127	39011	42922	47611
15/16	4472	8988	13569	18468	22554	26822	29900	33446	37372	41154	45170	49491
16/17	3741	8048	12573	17260	20600	24421	27311	30145	34143	37376	41536	46313
17/18	3972	8833	13401	19281	23903	28502	32465	36323	40106	44416	49018	53760
18/19	4759	9869	14368	19766	24282	27603	30728	33254	36937	40674	44686	48876
19/20	4559	9158	13274	17845	22125	25498	28677					

PLACER COUNTY BUILDING DEPARTMENT AUBURN - INSPECTIONS PERFORMED



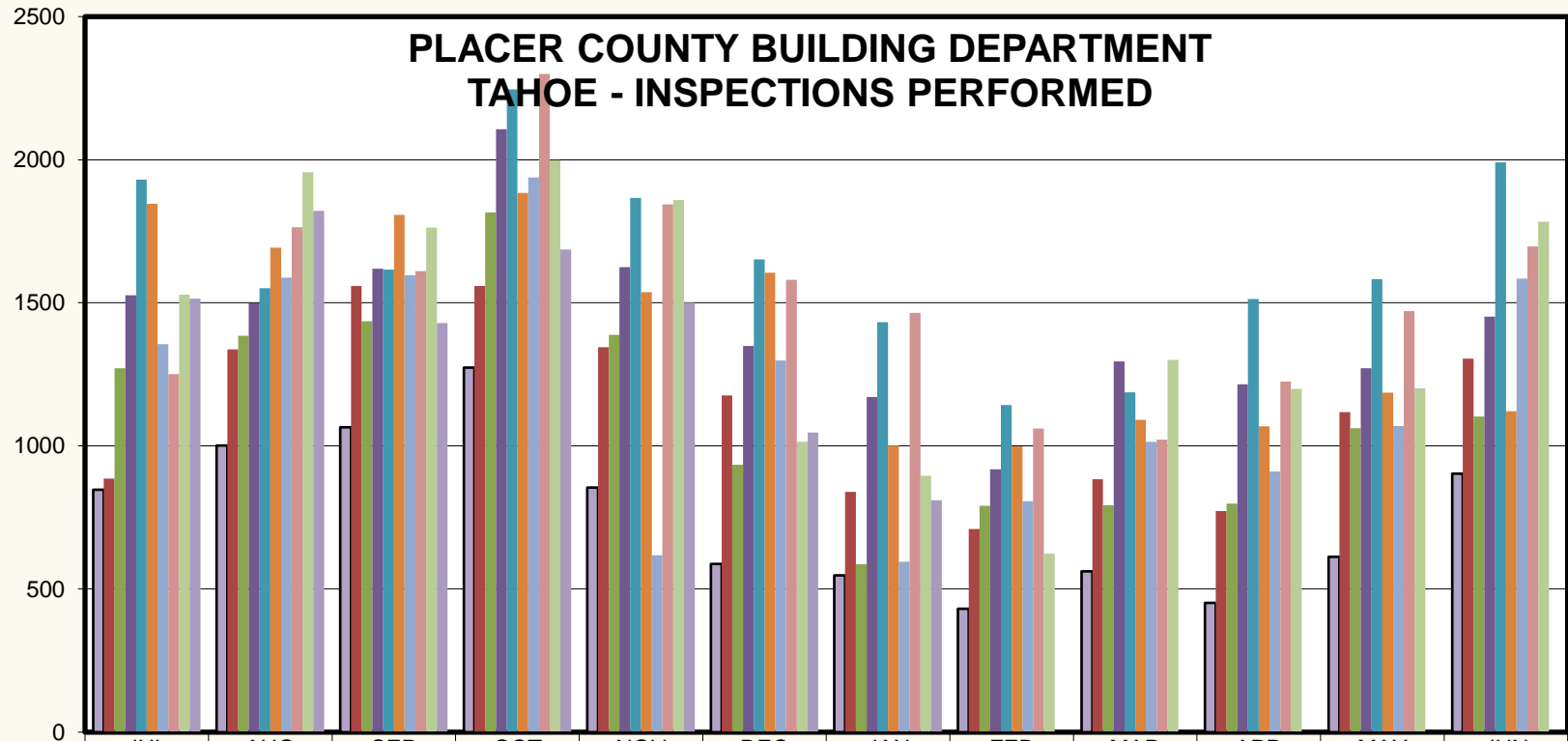
	JUL	AUG	SEP	OCT	NOV	DEC	JAN	FEB	MAR	APR	MAY	JUN
10/11	1863	2051	1944	1624	1672	1356	1467	1066	1256	1684	1523	1635
11/12	1709	1954	1729	1634	1771	1601	1215	1289	1124	1317	1393	1527
12/13	1356	1441	1275	1399	1222	1074	1540	1417	1711	1789	1579	1499
13/14	1760	2011	1907	2235	1931	1704	1665	1548	1739	1883	2194	2212
14/15	2561	2426	2355	2741	2112	1994	2157	2006	2150	2371	2328	2698
15/16	2626	2823	2774	3015	2549	2663	2077	2548	2835	2713	2830	3200
16/17	2385	2719	2928	2749	2722	2522	2295	2027	2983	2322	3090	3192
17/18	2721	3097	2954	3580	2778	3019	2498	2797	2761	3085	3131	3045
18/19	3230	3154	2736	3400	2657	2307	2229	1903	2382	2538	2811	2407
19/20	3044	2778	2687	2885	2779	2326	2369					

PLACER COUNTY BUILDING DEPARTMENT CUMULATIVE INSPECTIONS PERFORMED AUBURN



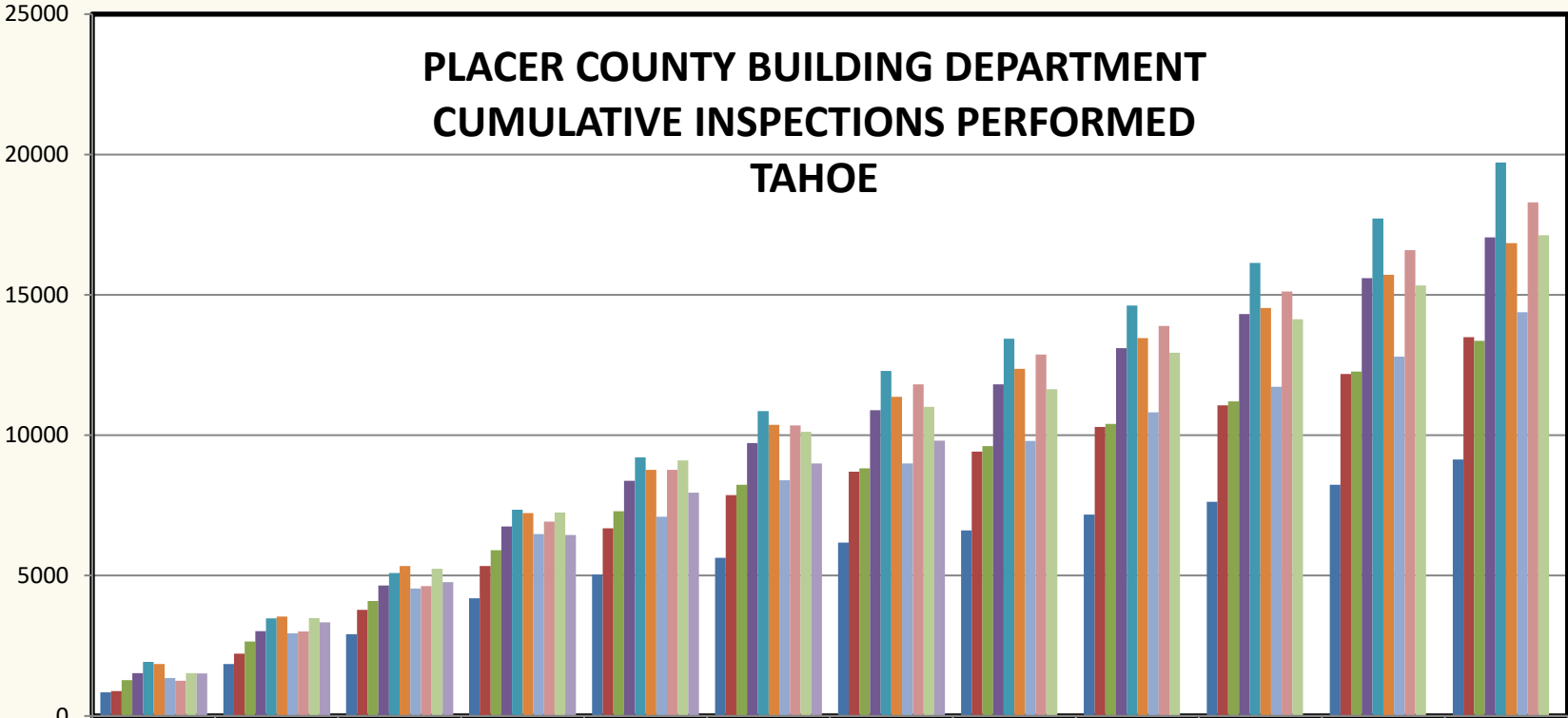
	JUL	AUG	SEP	OCT	NOV	DEC	JAN	FEB	MAR	APR	MAY	JUN
10/11	1863	3914	5858	7482	9154	10510	11977	13043	14299	15983	17506	19141
11/12	1709	3663	5392	7026	8797	10398	11613	12902	14026	15343	16736	18263
12/13	1356	2797	4072	5471	6693	7767	9307	10724	12435	14224	15803	17302
13/14	1760	3771	5678	7913	9844	11548	13213	14761	16500	18383	20577	22789
14/15	2561	4987	7342	10083	12195	14189	16346	18352	20502	22873	25201	27899
15/16	2626	5449	8223	11238	13787	16450	18527	21075	23910	26623	29453	32653
16/17	2385	5104	8032	10781	13503	16025	18320	20347	23330	25652	28742	31934
17/18	2721	5818	8772	12352	15130	18149	20647	23444	26205	29290	32421	35466
18/19	3230	6384	9120	12520	15177	17484	19713	21616	23998	26536	29347	31754
19/20	3044	5822	8509	11394	14173	16499	18868					

PLACER COUNTY BUILDING DEPARTMENT TAHOE - INSPECTIONS PERFORMED



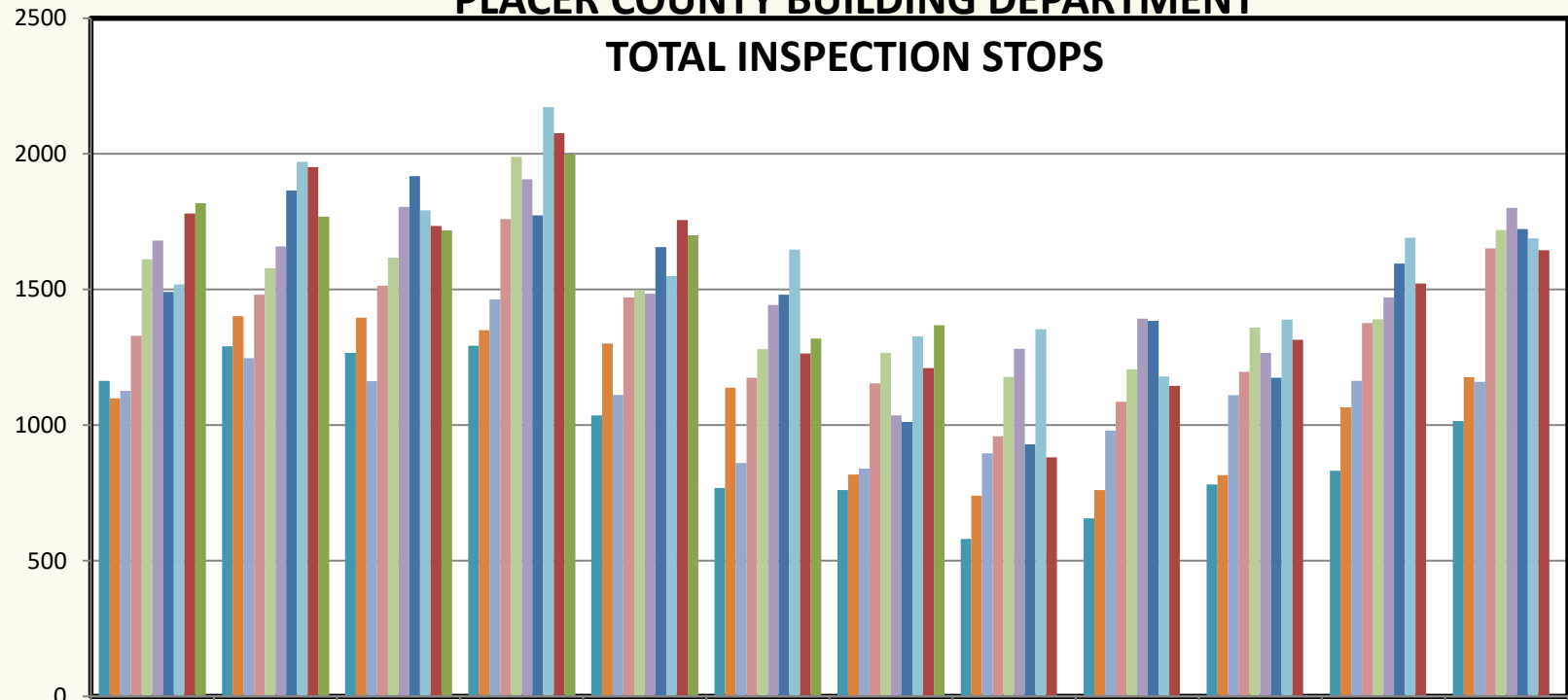
	JUL	AUG	SEP	OCT	NOV	DEC	JAN	FEB	MAR	APR	MAY	JUN
10/11	847	1002	1065	1274	855	588	548	431	562	452	613	903
11/12	886	1337	1559	1559	1345	1177	839	710	884	772	1118	1305
12/13	1272	1385	1436	1816	1388	935	587	791	793	798	1062	1103
13/14	1526	1498	1619	2106	1625	1349	1171	918	1295	1215	1272	1452
14/15	1930	1551	1616	2246	1867	1652	1433	1143	1187	1513	1583	1991
15/16	1846	1693	1807	1884	1537	1605	1001	998	1091	1069	1186	1121
16/17	1356	1588	1597	1938	618	1299	595	807	1015	911	1070	1585
17/18	1251	1764	1611	2300	1844	1580	1465	1061	1022	1225	1471	1697
18/19	1529	1956	1763	1998	1859	1014	896	623	1301	1199	1201	1783
19/20	1515	1821	1429	1686	1501	1047	810					

PLACER COUNTY BUILDING DEPARTMENT CUMULATIVE INSPECTIONS PERFORMED TAHOE



	JUL	AUG	SEP	OCT	NOV	DEC	JAN	FEB	MAR	APR	MAY	JUN
10/11	847	1849	2914	4188	5043	5631	6179	6610	7172	7624	8237	9140
11/12	886	2223	3782	5341	6686	7863	8702	9412	10296	11068	12186	13491
12/13	1272	2657	4093	5909	7297	8232	8819	9610	10403	11201	12263	13366
13/14	1526	3024	4643	6749	8374	9723	10894	11812	13107	14322	15594	17046
14/15	1930	3481	5097	7343	9210	10862	12295	13438	14625	16138	17721	19712
15/16	1846	3539	5346	7230	8767	10372	11373	12371	13462	14531	15717	16838
16/17	1356	2944	4541	6479	7097	8396	8991	9798	10813	11724	12794	14379
17/18	1251	3015	4626	6926	8770	10350	11815	12876	13898	15123	16594	18291
18/19	1529	3485	5248	7246	9105	10119	11015	11638	12939	14138	15339	17122
19/20	1515	3336	4765	6451	7952	8999	9809					

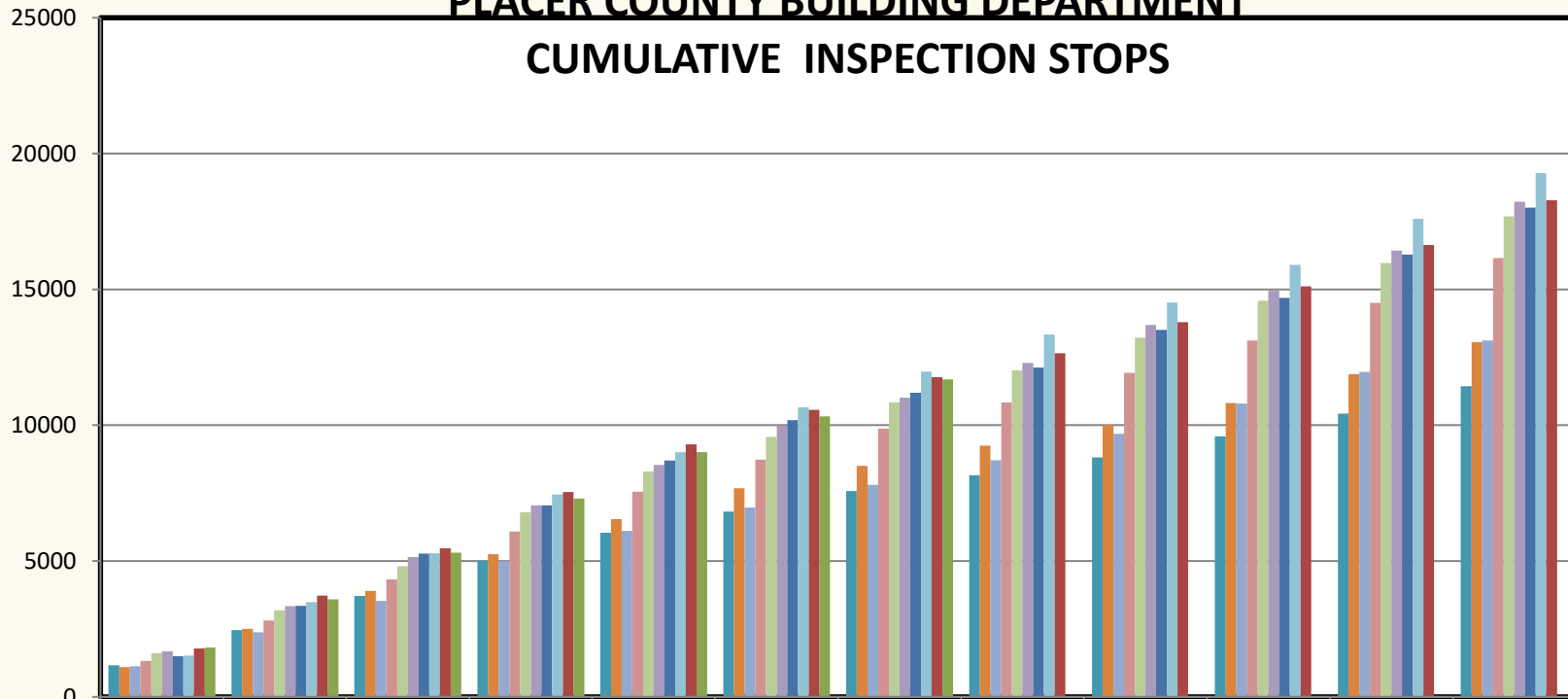
PLACER COUNTY BUILDING DEPARTMENT TOTAL INSPECTION STOPS



	JUL	AUG	SEP	OCT	NOV	DEC	JAN	FEB	MAR	APR	MAY	JUN
10/11	1163	1290	1266	1293	1036	769	761	580	656	781	832	1015
11/12	1099	1402	1396	1350	1301	1138	818	740	761	816	1066	1177
12/13	1126	1247	1162	1464	1112	860	840	896	980	1110	1163	1160
13/14	1329	1481	1514	1760	1471	1175	1154	959	1086	1196	1377	1652
14/15	1612	1579	1617	1989	1498	1280	1266	1178	1206	1359	1390	1720
15/16	1681	1659	1804	1907	1484	1443	1036	1281	1393	1267	1471	1801
16/17	1491	1865	1918	1773	1657	1481	1012	929	1385	1175	1596	1723
17/18	1519	1971	1792	2173	1550	1647	1327	1354	1179	1389	1691	1688
18/19	1780	1951	1735	2076	1756	1264	1210	881	1145	1315	1522	1645
19/20	1818	1769	1718	1998	1700	1319	1369					

Revised to include all Stops from 14/15 through present.

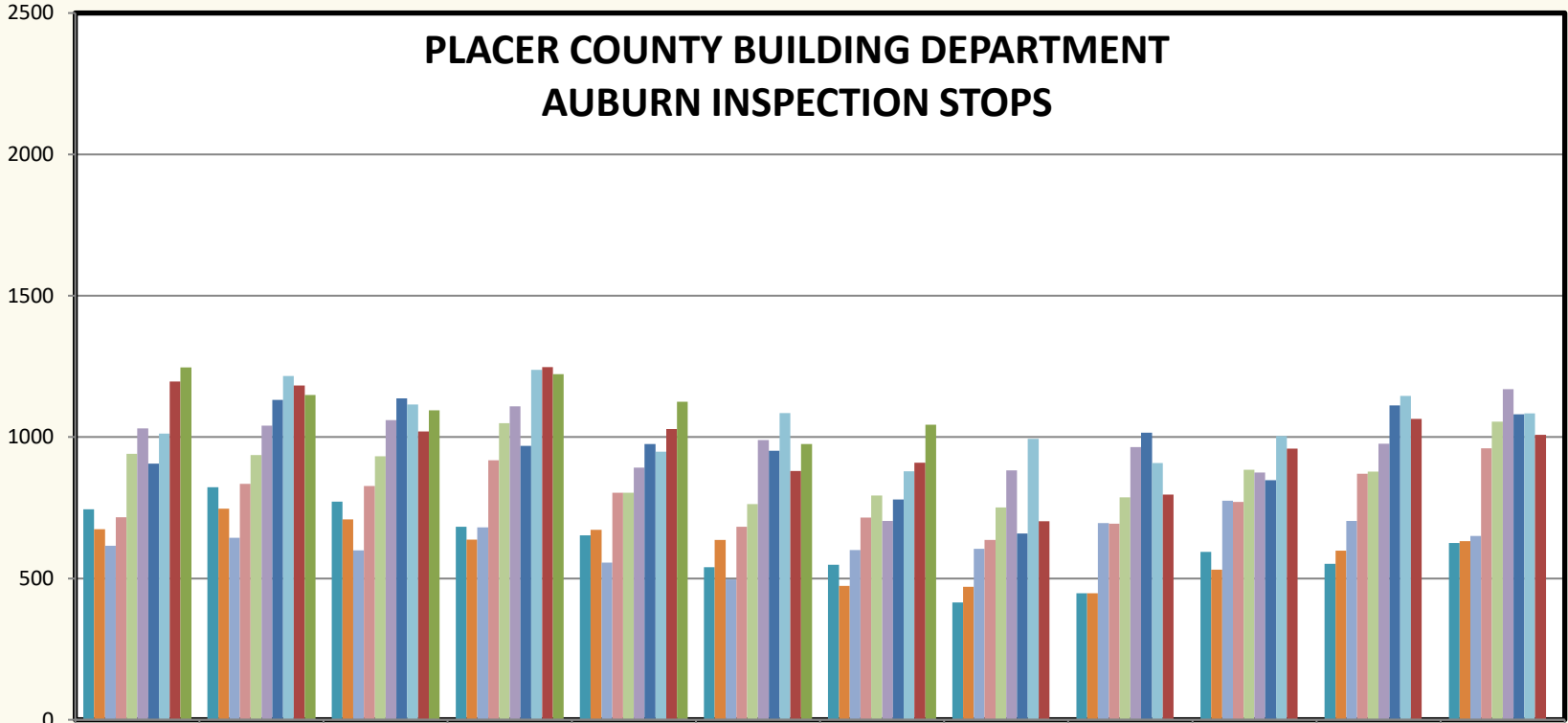
PLACER COUNTY BUILDING DEPARTMENT CUMULATIVE INSPECTION STOPS



	JUL	AUG	SEP	OCT	NOV	DEC	JAN	FEB	MAR	APR	MAY	JUN
10/11	1163	2453	3719	5012	6048	6817	7578	8158	8814	9595	10427	11442
11/12	1099	2501	3897	5247	6548	7686	8504	9244	10005	10821	11887	13064
12/13	1126	2373	3535	4999	6111	6971	7811	8707	9687	10797	11960	13120
13/14	1329	2810	4324	6084	7555	8730	9884	10843	11929	13125	14502	16154
14/15	1612	3191	4808	6797	8295	9575	10841	12019	13225	14584	15974	17694
15/16	1681	3340	5144	7051	8535	9978	11014	12295	13688	14955	16426	18227
16/17	1491	3356	5274	7047	8704	10185	11197	12126	13511	14686	16282	18005
17/18	1519	3490	5282	7455	9005	10652	11979	13333	14512	15901	17592	19280
18/19	1780	3731	5466	7542	9298	10562	11772	12653	13798	15113	16635	18280
19/20	1818	3587	5305	7303	9003	10322	11691					

Revised to include all Stops from 14/15 through present.

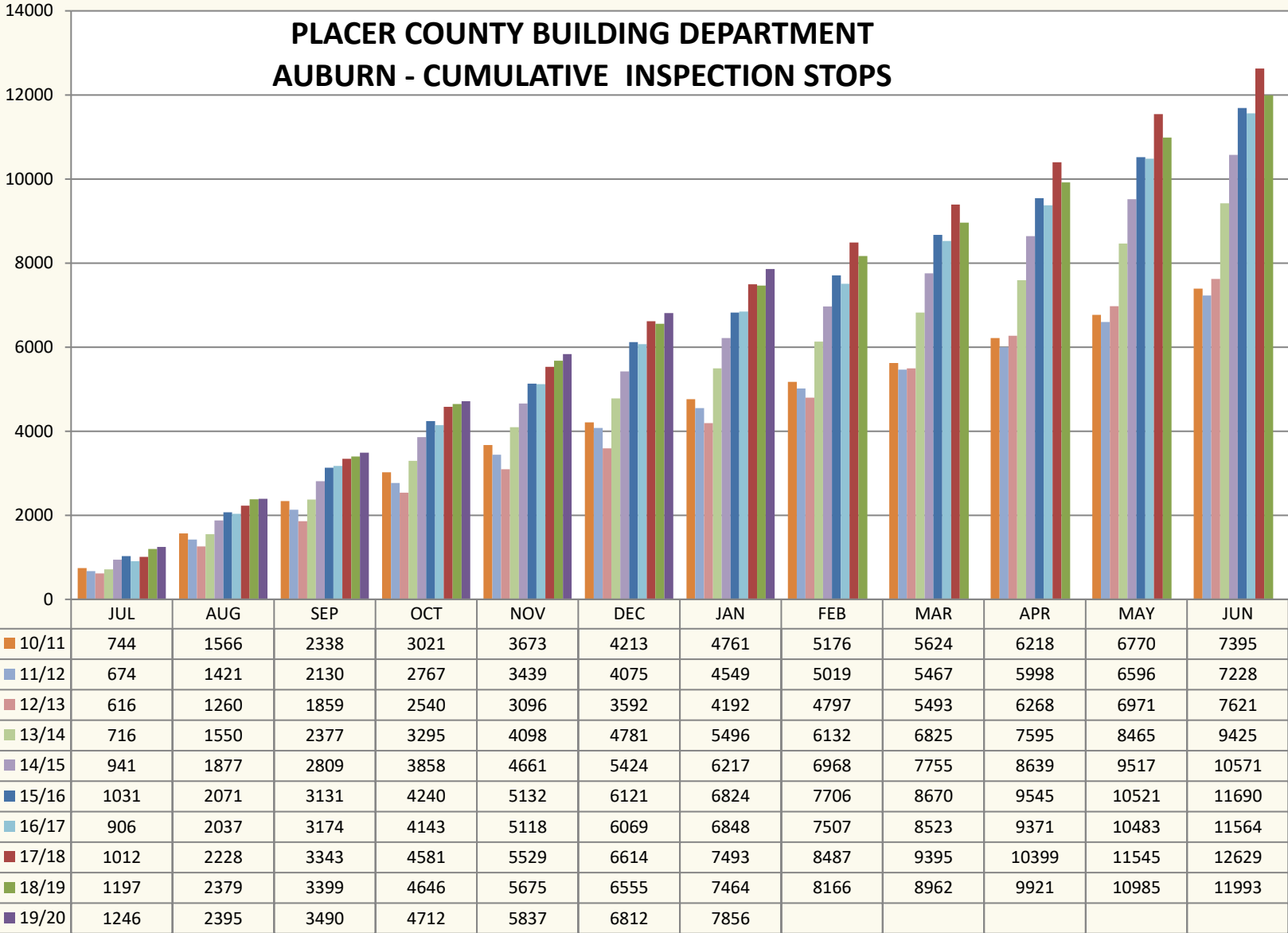
PLACER COUNTY BUILDING DEPARTMENT AUBURN INSPECTION STOPS



	JUL	AUG	SEP	OCT	NOV	DEC	JAN	FEB	MAR	APR	MAY	JUN
10/11	744	822	772	683	652	540	548	415	448	594	552	625
11/12	674	747	709	637	672	636	474	470	448	531	598	632
12/13	616	644	599	681	556	496	600	605	696	775	703	650
13/14	716	834	827	918	803	683	715	636	693	770	870	960
14/15	941	936	932	1049	803	763	793	751	787	884	878	1054
15/16	1031	1040	1060	1109	892	989	703	882	964	875	976	1169
16/17	906	1131	1137	969	975	951	779	659	1016	848	1112	1081
17/18	1012	1216	1115	1238	948	1085	879	994	908	1004	1146	1084
18/19	1197	1182	1020	1247	1029	880	909	702	796	959	1064	1008
19/20	1246	1149	1095	1222	1125	975	1044					

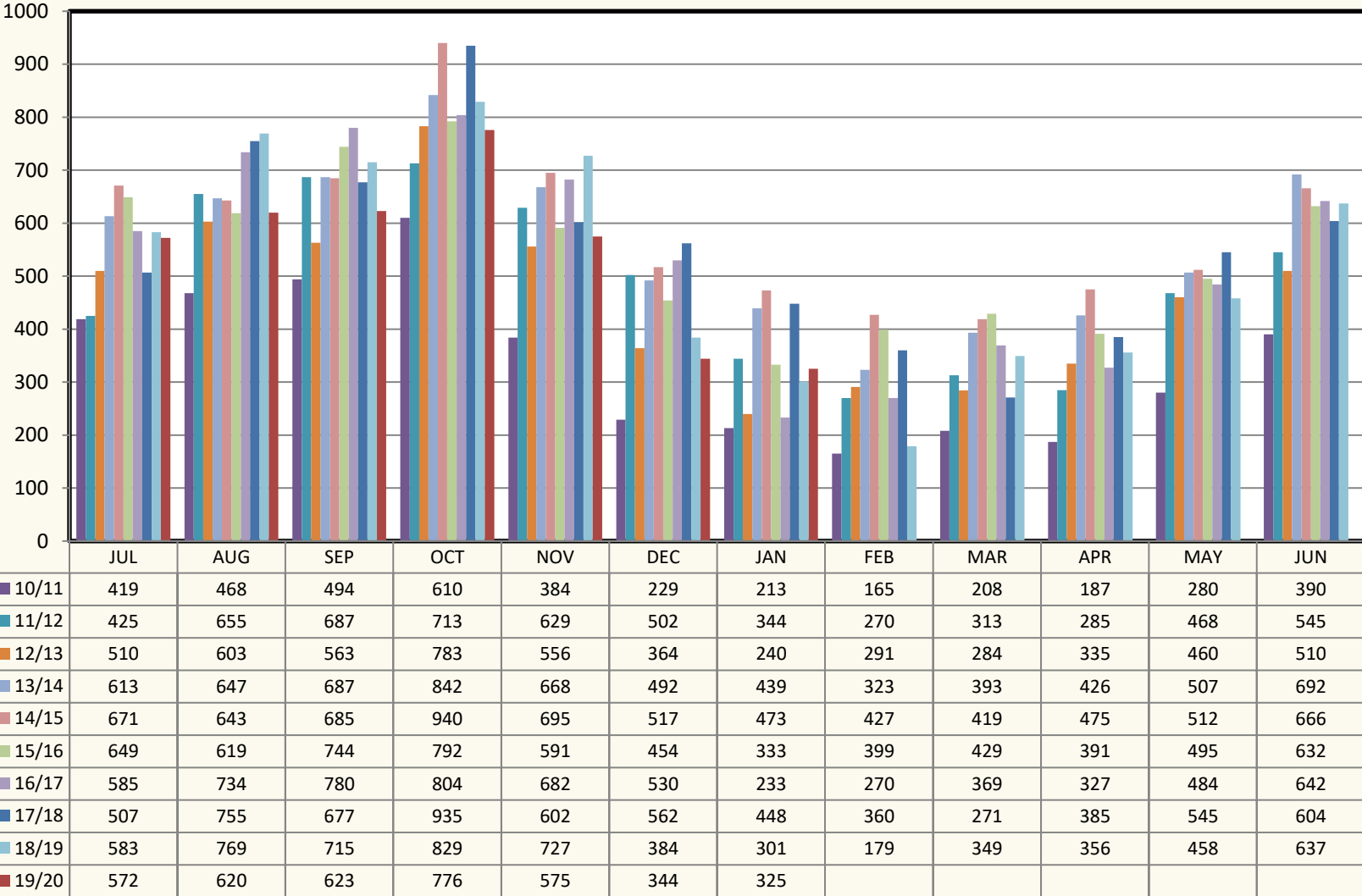
Revised to include all Stops from 14/15 through present.

PLACER COUNTY BUILDING DEPARTMENT AUBURN - CUMULATIVE INSPECTION STOPS



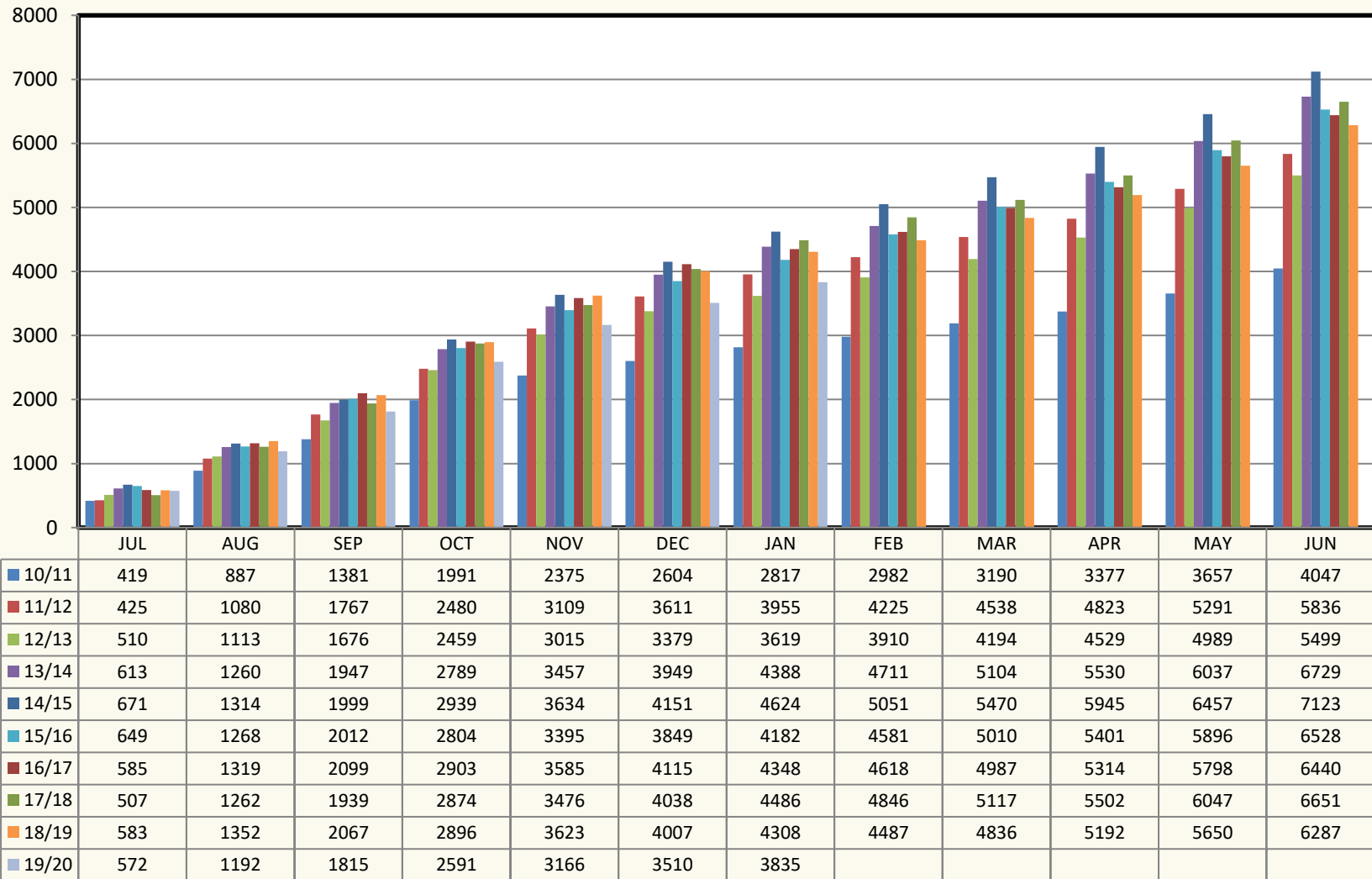
Revised to include all Stops from 14/15 through present.

PLACER COUNTY BUILDING DEPARTMENT TAHOE INSPECTION STOPS



Revised to include all Stops from 14/15 through present.

PLACER COUNTY BUILDING DEPARTMENT TAHOE CUMULATIVE INSPECTION STOPS



Revised to include all Stops from 14/15 through present.

**PLACER COUNTY BUILDING DEPARTMENT
CUMULATIVE BETTIR Program PERMITS**

