

PLACER COUNTY BUILDING DEPARTMENT

BUILDING PERMIT ACTIVITY REPORT

March 2021

| PERMITS ISSUED | AUBURN OFFICE | | TAHOE OFFICE | | DEPARTMENT TOTALS | | YEAR-TO-DATE TOTALS | |
|--|--------------------|--------------|--------------------|--------------|--------------------|--------------|---------------------|--------------|
| | VALUATION | PERMITS | VALUATION | PERMITS | VALUATION | PERMITS | VALUATION | PERMITS |
| Single Family Dwelling (as reported to US Census Bureau) | 9,842,311 | 25 | 2,241,442 | 4 | 12,083,753 | 29 | 155,031,686 | 311 |
| Two Family Dwelling | 1,317,292 | 4 | | | 1,317,292 | 4 | 2,991,921 | 9 |
| Three & Four Family Dwelling / Condo | | | | | | | | |
| Apartment Buildings | | | | | | | 22,442,994 | 14 |
| Hotels Motels | | | | | | | 57,000 | 4 |
| Garages, Carports, Shops | 80,248 | 3 | | | 80,248 | 3 | 1,437,844 | 26 |
| Other Bldgs, Storage, Sheds, Guest House | 789,525 | 8 | 66,857 | 1 | 856,382 | 9 | 8,066,290 | 105 |
| Add/Alter Bldgs, Deck, Porch, Patio, Covers | 2,092,135 | 38 | 1,845,339 | 25 | 3,937,474 | 63 | 36,281,254 | 540 |
| Moved or Relocated Buildings | | | | | | | | |
| Reroof/Reside | 884,758 | 37 | 14,175 | 1 | 898,933 | 38 | 19,102,714 | 552 |
| Pools/Spas | 1,430,635 | 21 | | 2 | 1,430,635 | 23 | 13,046,775 | 198 |
| Retaining Walls, Fences, Misc | | | | | | | 1,277 | 1 |
| Demolitions | N/A | 2 | N/A | 1 | N/A | 3 | N/A | 36 |
| Solar-Residential | N/A | 92 | N/A | | N/A | 92 | N/A | 848 |
| Manufactured/ Mobilehome Installations | N/A | 1 | N/A | | N/A | 1 | N/A | 11 |
| *Miscellaneous Permits | N/A | 174 | N/A | 47 | N/A | 221 | N/A | 2,172 |
| SUB-TOTAL RESIDENTIAL: | 16,436,904 | 405 | 4,167,813 | 81 | 20,604,717 | 486 | 258,459,755 | 4,827 |
| Other Non-Housekeeping Shelter | | | | | | | | |
| Elderly Resident Care Home | | | | | | | | |
| Amusement, Recreational Bldgs | | | | | | | | |
| Churches/Other Religious Bldgs | | | | | | | 1,715 | 1 |
| Industrial Buildings | | | | | | | 25,000 | 1 |
| Parking Garages | | | | | | | | |
| Service Station/Repair Garage | | | | | | | 80,000 | 1 |
| Office, Bank, Professional | | | | | | | 702,390 | 13 |
| Public Works, Utility | | | | | | | 368,438 | 1 |
| School/Other Educational Bldgs | | | | | | | | |
| Stores & Customer Services | 122,872 | 1 | 36,265 | 1 | 159,137 | 2 | 1,369,721 | 10 |
| Other buildings/commercial | 70,000 | 3 | | | 70,000 | 3 | 5,665,307 | 25 |
| Signs | 1,500 | 1 | | | 1,500 | 1 | 64,239 | 11 |
| Other Commercial Structures | 60,000 | 3 | 40,000 | 1 | 100,000 | 4 | 1,417,143 | 31 |
| Add/Alter bldgs/TI's | 20,800 | 2 | 9,200 | 3 | 30,000 | 5 | 1,186,059 | 32 |
| Solar-Commercial | N/A | 2 | N/A | | N/A | 2 | | 6 |
| Demolish all other buildings | N/A | 2 | N/A | | N/A | 2 | N/A | 8 |
| SUB-TOTAL NON-RESIDENTIAL: | 275,172 | 14 | 85,465 | 5 | 360,637 | 19 | 10,880,012 | 140 |
| COMBINED TOTALS (RES/NON-RES:) | 16,712,076 | 419 | 4,253,278 | 86 | 20,965,354 | 505 | 269,339,767 | 4,967 |
| PREVIOUS RUNNING TOTAL: | 144,853,598 | 3,499 | 103,520,815 | 963 | 248,374,413 | 4,462 | | |
| RUNNING TOTAL (FISCAL YEAR 20/21) | 161,565,674 | 3,918 | 107,774,093 | 1,049 | 269,339,767 | 4,967 | | |

* Miscellaneous permits (non-structural permits) include electrical, plumbing, mechanical/woodstove, setbacks, Special Inspection, solar, abatement, and permit extensions/renewals

SINGLE FAMILY DWELLING INFORMATION

MARCH 2021

MONTHLY COMPARISONS

| MARCH 2021 | SFD # | SFD VALUATION | Current Valuation % Increase | Current # % Increase | All Permits Valuation | Current Valuation % Increase |
|-------------------|-------|---------------|------------------------------|----------------------|-----------------------|------------------------------|
| FISCAL YEAR | | | | | | |
| 2018-2019 | 20 | 11,069,370 | 9.16% | 45.00% | 18,431,844 | 13.75% |
| 2019-2020 | 24 | 12,187,098 | -0.85% | 20.83% | 18,648,448 | 12.42% |
| 2020-2021 | 29 | 12,083,753 | CURRENT | CURRENT | 20,965,354 | CURRENT |

YEAR-TO-DATE COMPARISONS

| JULY - MARCH 2021 | SFD # | SFD VALUATION | Current Valuation % Increase | Current # % Increase | All Permits Valuation | Current Valuation % Increase |
|--------------------------|-------|---------------|------------------------------|----------------------|-----------------------|------------------------------|
| FISCAL YEAR | | | | | | |
| 2018-2019 | 237 | 117,122,135 | 32.37% | 31.22% | 239,233,306 | 12.58% |
| 2019-2020 | 248 | 122,127,504 | 26.94% | 25.40% | 296,594,888 | -9.19% |
| 2020-2021 | 311 | 155,031,686 | CURRENT | CURRENT | 269,339,767 | CURRENT |

CONSTRUCTION FEES RECEIVED

DISTRIBUTION OF FEES

| | AUBURN OFFICE | TAHOE OFFICE | COMBINED TOTALS |
|-------------------------|---------------|--------------|-----------------|
| TOTAL CONSTRUCTION FEES | 242,652 | 69,651 | 312,303 |
| PREVIOUS TOTALS | 1,831,318 | 1,043,031 | 2,874,349 |
| TOTALS TO DATE | 2,073,970 | 1,112,682 | 3,186,652 |

YEAR-TO-DATE FEE COMPARISONS*

| JULY - MARCH 2021 | AUBURN OFFICE | TAHOE OFFICE | COMBINED TOTALS | Current Revenue % Increase |
|--------------------------|---------------|--------------|-----------------|----------------------------|
| FISCAL YEAR | | | | |
| 2018-2019 | 1,818,693 | 858,862 | 2,677,555 | 19.01% |
| 2019-2020 | 2,344,751 | 794,885 | 3,139,636 | 1.50% |
| 2020-2021 | 2,073,970 | 1,112,682 | 3,186,652 | CURRENT |

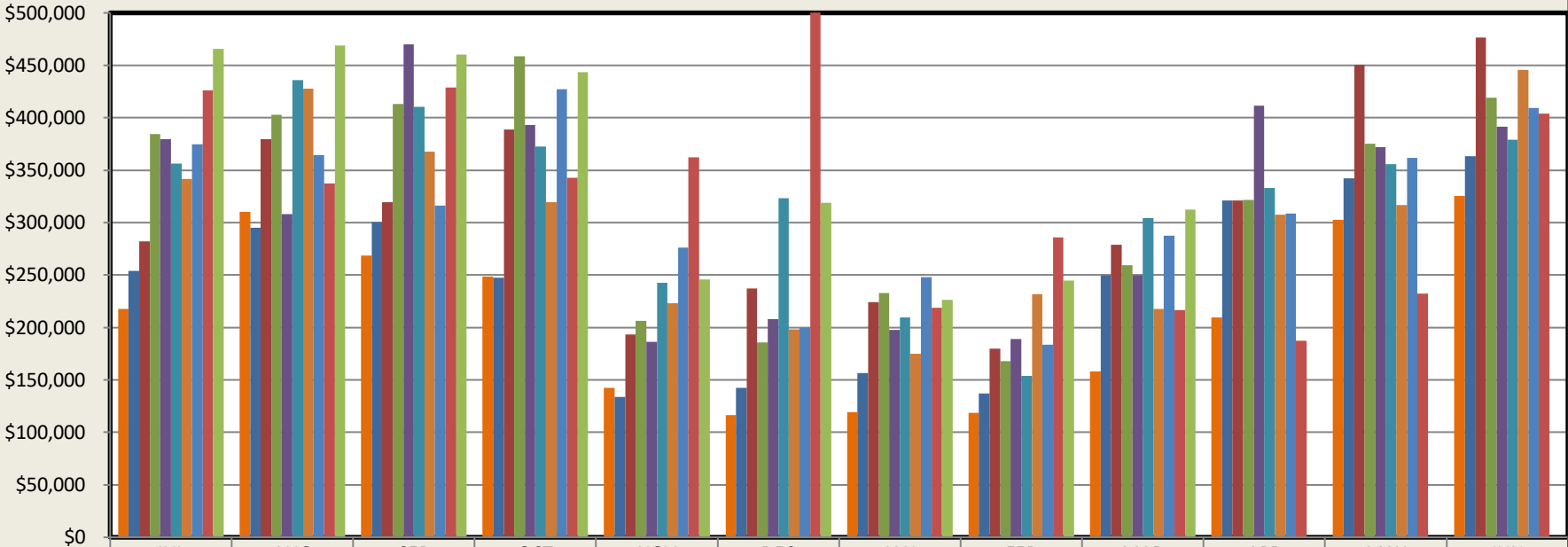
*Construction Fees Only

INSPECTION INFORMATION

INSPECTIONS - STOPS - MILEAGE

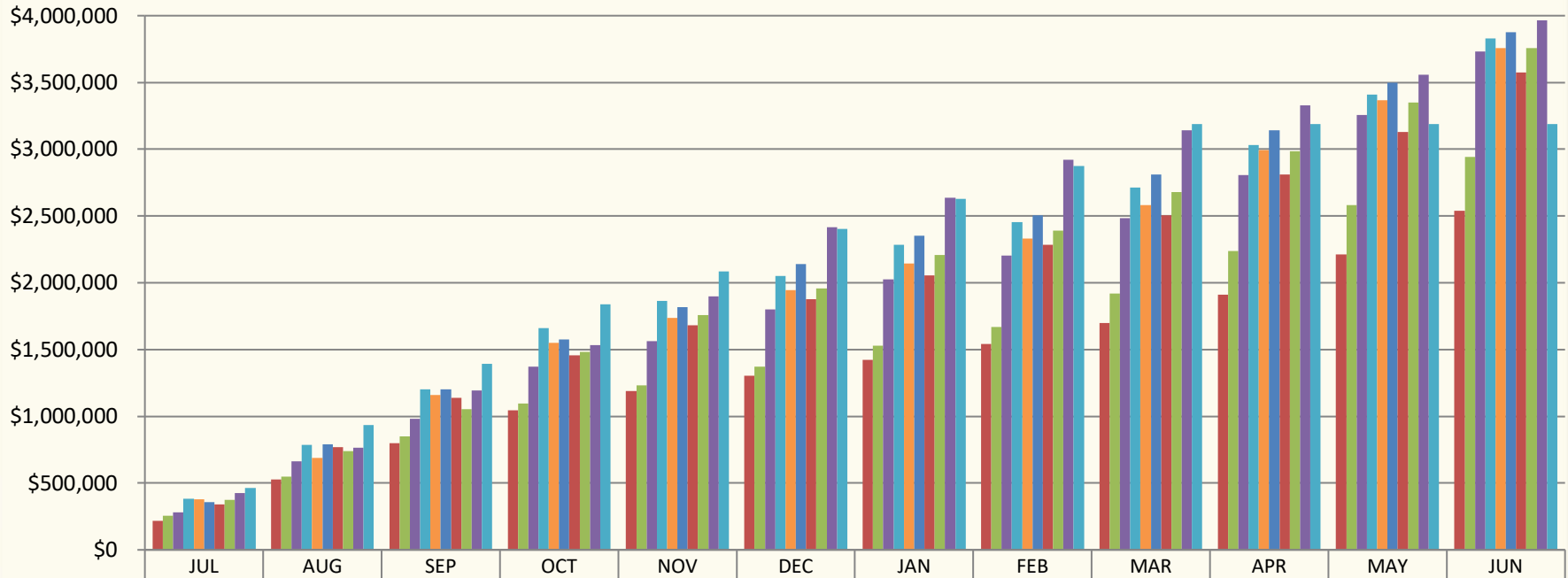
| | INSPECTION TOTAL | Residential | | Non-Residential | | TOTAL STOPS | TOTAL MILEAGE | |
|------------------|------------------|--------------|------------|-----------------|--|--------------|------------------|--------------|
| | | | | | | | | |
| AUBURN OFFICE | 2,424 | 2,308 | 116 | | | 1,004 | AUBURN OFFICE | 1,915 |
| TAHOE OFFICE | 1,157 | 1,003 | 154 | | | 408 | TAHOE OFFICE | 1,530 |
| SUB-TOTAL | 3,581 | 3,311 | 270 | | | 1,412 | SUB-TOTAL | 3,445 |
| PREVIOUS TOTAL | 29,935 | 28,302 | 1,633 | | | 12,193 | PREVIOUS TOTAL | 55,324 |
| TOTALS TO DATE | 33,516 | 31,613 | 1,903 | | | 13,605 | TOTALS TO DATE | 58,769 |

PLACER COUNTY BUILDING DEPARTMENT MONTHLY REVENUE



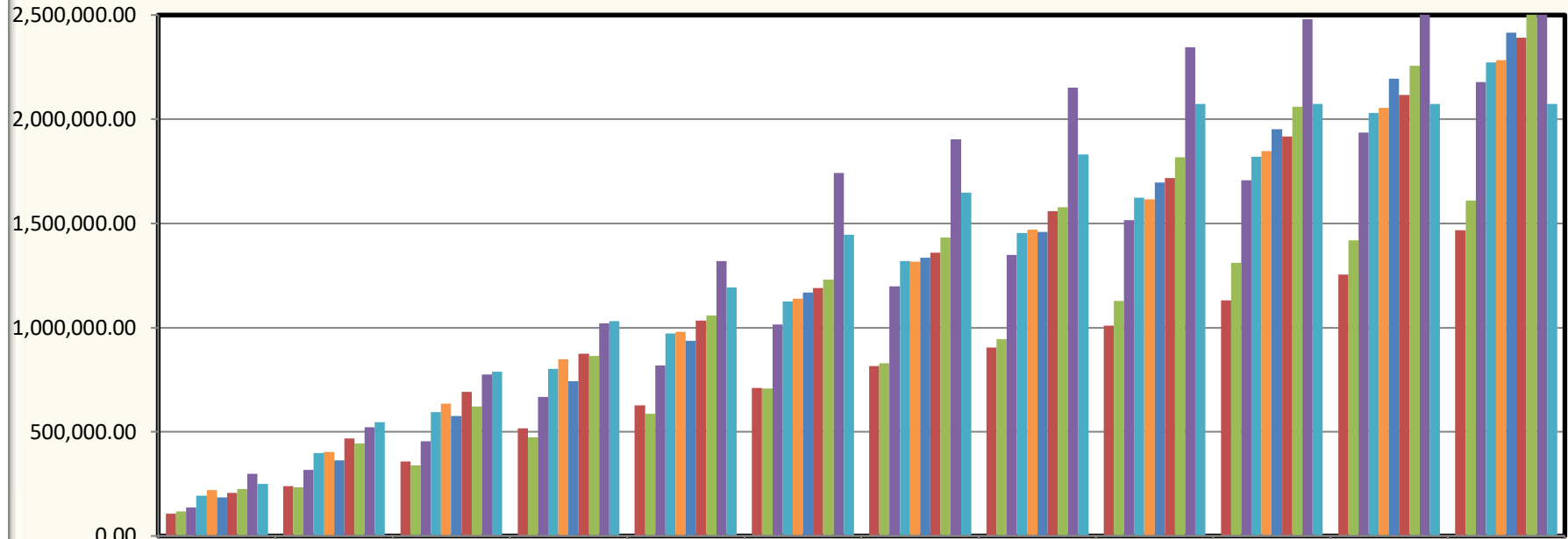
| | JUL | AUG | SEP | OCT | NOV | DEC | JAN | FEB | MAR | APR | MAY | JUN |
|-------|-----------|-----------|-----------|-----------|-----------|-----------|-----------|-----------|-----------|-----------|-----------|-----------|
| 11/12 | \$217,999 | \$310,476 | \$268,647 | \$248,576 | \$142,444 | \$116,297 | \$119,050 | \$118,569 | \$157,993 | \$209,727 | \$302,482 | \$325,596 |
| 12/13 | \$253,862 | \$295,130 | \$300,394 | \$247,742 | \$133,867 | \$142,559 | \$156,781 | \$137,189 | \$249,842 | \$321,031 | \$342,371 | \$363,424 |
| 13/14 | \$282,126 | \$379,529 | \$319,308 | \$388,936 | \$193,391 | \$237,149 | \$224,408 | \$180,015 | \$279,028 | \$321,312 | \$450,310 | \$476,582 |
| 14/15 | \$384,353 | \$403,015 | \$412,906 | \$458,423 | \$206,566 | \$185,751 | \$233,149 | \$168,094 | \$259,156 | \$321,885 | \$375,234 | \$419,061 |
| 15/16 | \$379,395 | \$308,264 | \$469,795 | \$393,339 | \$186,253 | \$207,979 | \$197,751 | \$189,096 | \$249,451 | \$411,592 | \$371,789 | \$391,675 |
| 16/17 | \$356,466 | \$435,675 | \$410,713 | \$372,537 | \$242,593 | \$323,395 | \$209,831 | \$153,666 | \$304,428 | \$333,131 | \$355,598 | \$379,029 |
| 17/18 | \$341,492 | \$427,820 | \$367,943 | \$319,564 | \$223,330 | \$198,382 | \$174,942 | \$231,858 | \$217,632 | \$307,779 | \$316,727 | \$445,380 |
| 18/19 | \$374,549 | \$364,225 | \$316,208 | \$427,414 | \$276,023 | \$199,994 | \$248,136 | \$183,516 | \$287,490 | \$308,873 | \$361,953 | \$409,375 |
| 19/20 | \$426,103 | \$337,257 | \$428,693 | \$342,840 | \$362,182 | \$520,682 | \$218,949 | \$286,105 | \$216,825 | \$187,516 | \$232,250 | \$403,681 |
| 20/21 | \$465,568 | \$468,747 | \$460,493 | \$443,566 | \$245,905 | \$318,874 | \$226,599 | \$244,597 | \$312,303 | | | |

PLACER COUNTY BUILDING DEPARTMENT CUMULATIVE REVENUE



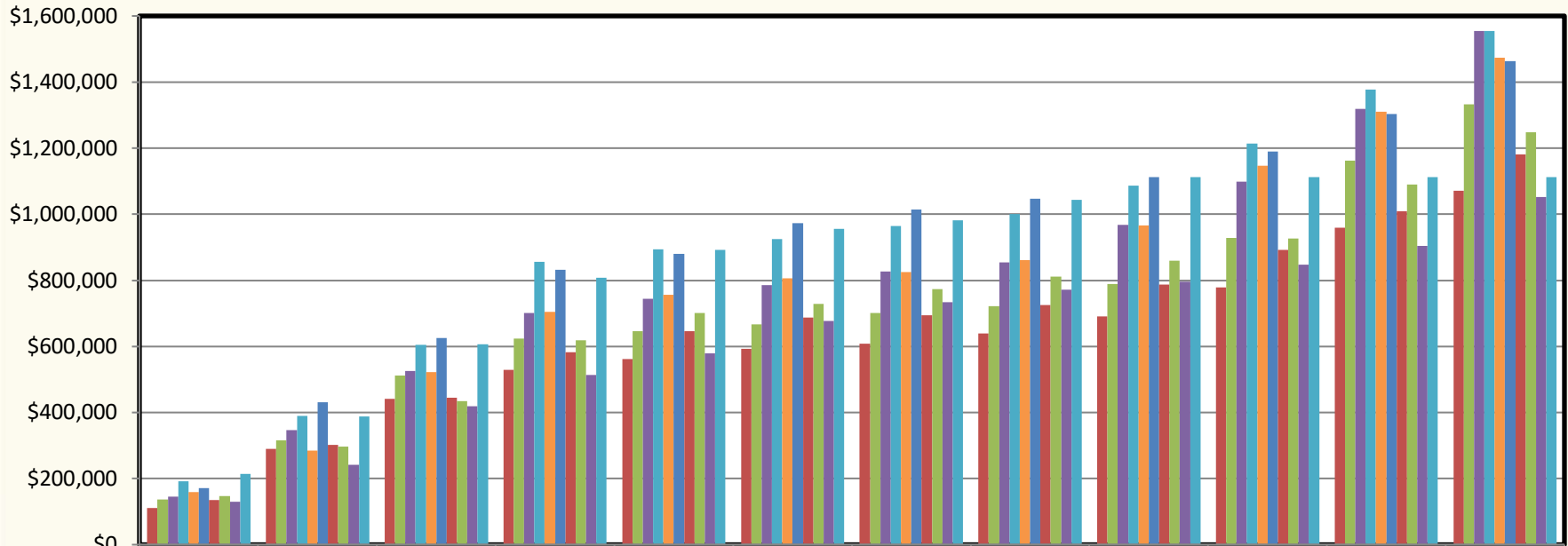
| | JUL | AUG | SEP | OCT | NOV | DEC | JAN | FEB | MAR | APR | MAY | JUN |
|-------|-----------|-----------|-------------|-------------|-------------|-------------|-------------|-------------|-------------|-------------|-------------|-------------|
| 11/12 | \$217,999 | \$528,475 | \$797,122 | \$1,045,698 | \$1,188,141 | \$1,304,439 | \$1,423,489 | \$1,542,058 | \$1,700,050 | \$1,909,777 | \$2,212,259 | \$2,537,855 |
| 12/13 | \$253,862 | \$548,992 | \$849,387 | \$1,097,128 | \$1,230,995 | \$1,373,553 | \$1,530,334 | \$1,667,523 | \$1,917,366 | \$2,238,396 | \$2,580,767 | \$2,944,191 |
| 13/14 | \$282,126 | \$661,655 | \$980,963 | \$1,369,899 | \$1,563,290 | \$1,800,439 | \$2,024,847 | \$2,204,862 | \$2,483,890 | \$2,805,202 | \$3,255,512 | \$3,732,094 |
| 14/15 | \$384,353 | \$787,368 | \$1,200,274 | \$1,658,697 | \$1,865,262 | \$2,051,013 | \$2,284,162 | \$2,452,256 | \$2,711,412 | \$3,033,297 | \$3,408,531 | \$3,827,592 |
| 15/16 | \$379,395 | \$687,658 | \$1,157,454 | \$1,550,793 | \$1,737,046 | \$1,945,025 | \$2,142,776 | \$2,331,872 | \$2,581,323 | \$2,992,915 | \$3,364,704 | \$3,756,379 |
| 16/17 | \$356,466 | \$792,141 | \$1,202,854 | \$1,575,391 | \$1,817,983 | \$2,141,378 | \$2,351,209 | \$2,504,876 | \$2,809,303 | \$3,142,434 | \$3,498,032 | \$3,877,061 |
| 17/18 | \$341,492 | \$769,311 | \$1,137,254 | \$1,456,819 | \$1,680,149 | \$1,878,531 | \$2,053,473 | \$2,285,331 | \$2,502,963 | \$2,810,742 | \$3,127,469 | \$3,572,849 |
| 18/19 | \$374,549 | \$738,774 | \$1,054,982 | \$1,482,396 | \$1,758,419 | \$1,958,413 | \$2,206,549 | \$2,390,065 | \$2,677,555 | \$2,986,428 | \$3,348,381 | \$3,757,756 |
| 19/20 | \$426,103 | \$763,360 | \$1,192,053 | \$1,534,893 | \$1,897,075 | \$2,417,757 | \$2,636,706 | \$2,922,811 | \$3,139,636 | \$3,327,152 | \$3,559,402 | \$3,963,083 |
| 20/21 | \$465,568 | \$934,315 | \$1,394,808 | \$1,838,374 | \$2,084,279 | \$2,403,153 | \$2,629,752 | \$2,874,349 | \$3,186,652 | \$3,186,652 | \$3,186,652 | \$3,186,652 |

PLACER COUNTY BUILDING DEPARTMENT AUBURN - CUMULATIVE REVENUE



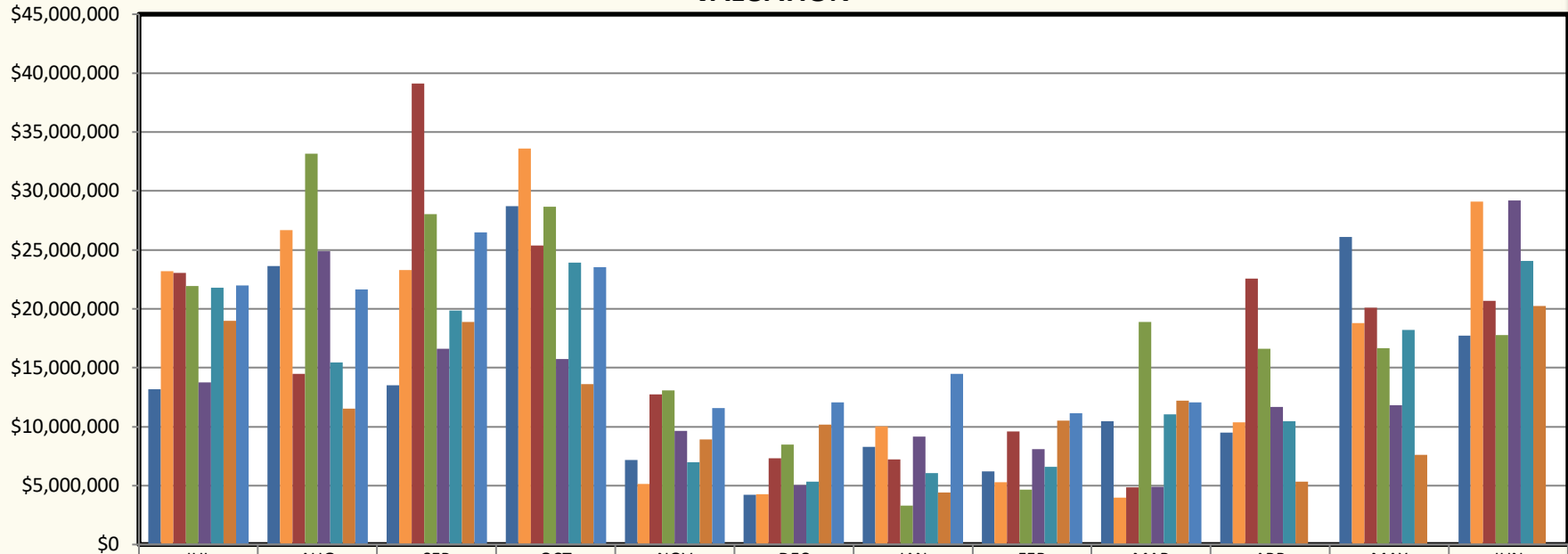
| | JUL | AUG | SEP | OCT | NOV | DEC | JAN | FEB | MAR | APR | MAY | JUN |
|-------|------------|------------|------------|------------|------------|------------|------------|------------|------------|------------|------------|------------|
| 11/12 | 106,427.11 | 238,552.85 | 356,683.13 | 516,049.42 | 626,196.74 | 711,470.08 | 814,647.61 | 903,333.10 | 1,008,815. | 1,131,745. | 1,253,617. | 1,467,238. |
| 12/13 | 117,607.31 | 233,523.27 | 338,368.85 | 473,163.15 | 585,523.90 | 706,588.10 | 829,206.77 | 945,210.31 | 1,128,154. | 1,310,784. | 1,419,211. | 1,611,354. |
| 13/14 | 137,343.63 | 315,834.76 | 455,842.38 | 668,589.14 | 819,326.52 | 1,014,446. | 1,198,831. | 1,350,075. | 1,516,743. | 1,706,587. | 1,936,624. | 2,177,483. |
| 14/15 | 193,151.00 | 398,000.59 | 595,448.30 | 802,812.30 | 971,534.46 | 1,126,312. | 1,320,429. | 1,452,625. | 1,624,501. | 1,819,932. | 2,030,926. | 2,272,870. |
| 15/16 | 221,065.40 | 402,729.63 | 636,033.25 | 847,102.02 | 980,848.98 | 1,139,365. | 1,316,987. | 1,471,105. | 1,615,204. | 1,846,317. | 2,054,911. | 2,282,184. |
| 16/17 | 185,179.12 | 361,737.12 | 576,671.93 | 743,537.13 | 937,130.14 | 1,168,089. | 1,336,515. | 1,458,787. | 1,696,502. | 1,952,133. | 2,194,669. | 2,414,528. |
| 17/18 | 206,348.48 | 467,959.50 | 691,771.41 | 873,966.01 | 1,034,659. | 1,191,228. | 1,360,081. | 1,559,370. | 1,716,645. | 1,918,037. | 2,117,626. | 2,392,532. |
| 18/19 | 226,729.00 | 442,704.00 | 620,288.00 | 864,277.00 | 1,057,008. | 1,230,016. | 1,432,969. | 1,578,272. | 1,818,693. | 2,059,868. | 2,257,695. | 2,509,129. |
| 19/20 | 297,049.00 | 520,985.00 | 773,936.00 | 1,020,799. | 1,318,220. | 1,741,272. | 1,903,599. | 2,150,907. | 2,344,751. | 2,480,519. | 2,654,598. | 2,911,196. |
| 20/21 | 250,762.00 | 545,664.00 | 787,616.00 | 1,031,340. | 1,192,397. | 1,446,955. | 1,647,566. | 1,831,318. | 2,073,970. | 2,073,970. | 2,073,970. | 2,073,970. |

PLACER COUNTY BUILDING DEPARTMENT TAHOE - CUMULATIVE REVENUE



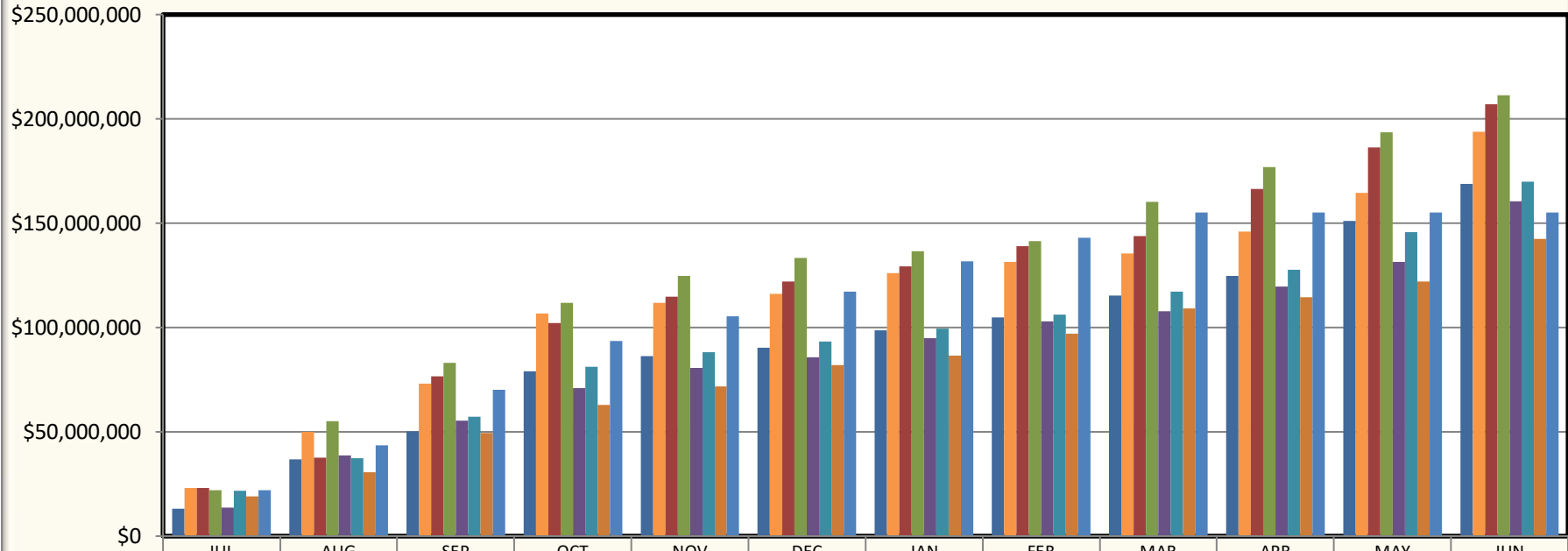
| | JUL | AUG | SEP | OCT | NOV | DEC | JAN | FEB | MAR | APR | MAY | JUN |
|-------|-----------|-----------|-----------|-----------|-----------|-----------|-------------|-------------|-------------|-------------|-------------|-------------|
| 11/12 | \$111,571 | \$289,922 | \$440,439 | \$529,648 | \$561,945 | \$592,969 | \$608,841 | \$638,725 | \$691,235 | \$778,032 | \$958,642 | \$1,070,617 |
| 12/13 | \$136,255 | \$315,469 | \$511,018 | \$623,965 | \$645,471 | \$666,965 | \$701,127 | \$722,313 | \$789,211 | \$927,612 | \$1,161,556 | \$1,332,837 |
| 13/14 | \$144,782 | \$345,820 | \$525,121 | \$701,310 | \$743,964 | \$785,992 | \$826,015 | \$854,786 | \$967,146 | \$1,098,615 | \$1,318,887 | \$1,554,611 |
| 14/15 | \$191,202 | \$389,367 | \$604,825 | \$855,884 | \$893,728 | \$924,701 | \$963,732 | \$999,631 | \$1,086,912 | \$1,213,366 | \$1,377,605 | \$1,554,723 |
| 15/16 | \$158,329 | \$284,929 | \$521,420 | \$703,691 | \$756,197 | \$805,660 | \$825,789 | \$860,767 | \$966,119 | \$1,146,598 | \$1,309,793 | \$1,474,195 |
| 16/17 | \$171,287 | \$430,404 | \$626,182 | \$831,853 | \$880,853 | \$973,289 | \$1,014,694 | \$1,046,089 | \$1,112,800 | \$1,190,300 | \$1,303,362 | \$1,462,533 |
| 17/18 | \$135,143 | \$301,352 | \$445,483 | \$582,853 | \$645,490 | \$687,303 | \$693,392 | \$725,961 | \$786,318 | \$892,704 | \$1,009,842 | \$1,180,316 |
| 18/19 | \$147,820 | \$296,070 | \$434,694 | \$618,119 | \$701,411 | \$728,397 | \$773,580 | \$811,793 | \$858,862 | \$926,560 | \$1,090,686 | \$1,248,627 |
| 19/20 | \$129,054 | \$242,375 | \$418,117 | \$514,094 | \$578,855 | \$676,485 | \$733,107 | \$771,904 | \$794,885 | \$846,633 | \$904,804 | \$1,051,887 |
| 20/21 | \$214,806 | \$388,651 | \$607,192 | \$807,034 | \$891,882 | \$956,198 | \$982,186 | \$1,043,031 | \$1,112,682 | \$1,112,682 | \$1,112,682 | \$1,112,682 |

**PLACER COUNTY
BUILDING DEPARTMENT
SINGLE FAMILY DWELLING
VALUATION**



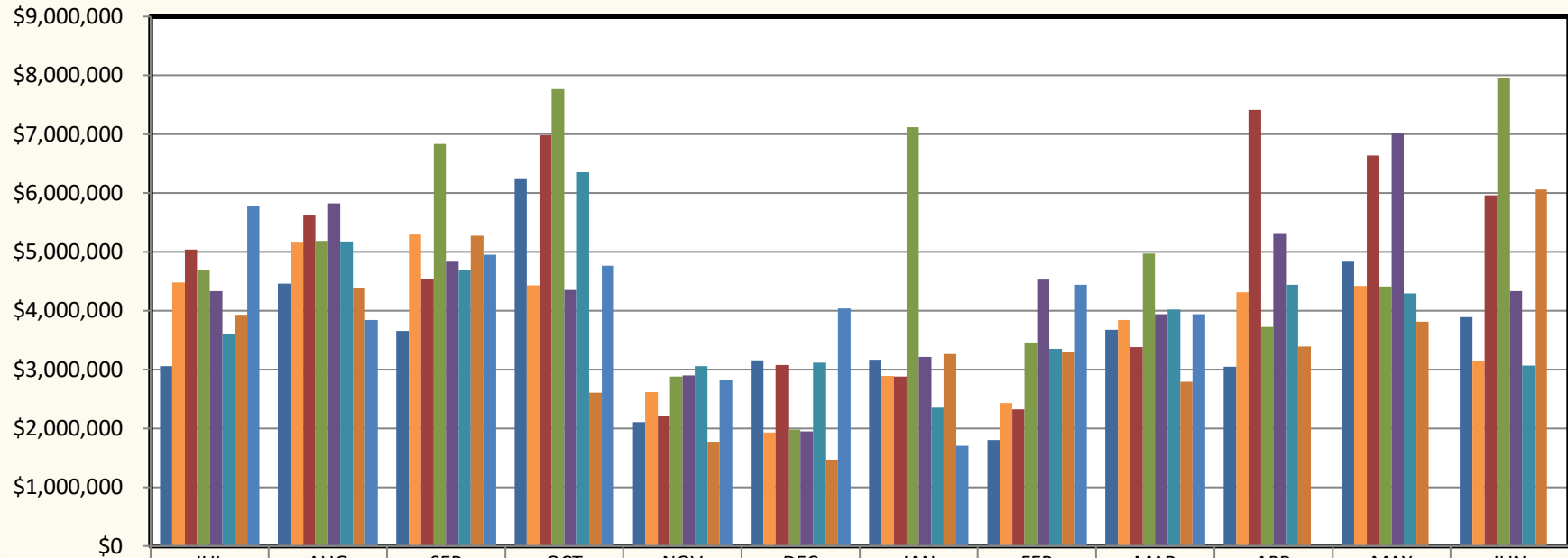
| | JUL | AUG | SEP | OCT | NOV | DEC | JAN | FEB | MAR | APR | MAY | JUN |
|---------|--------------|--------------|--------------|--------------|--------------|--------------|--------------|--------------|--------------|--------------|--------------|--------------|
| ■ 13/14 | \$13,181,348 | \$23,630,828 | \$13,502,014 | \$28,735,778 | \$7,164,310 | \$4,211,539 | \$8,297,110 | \$6,195,730 | \$10,444,601 | \$9,504,702 | \$26,117,892 | \$17,731,688 |
| ■ 14/15 | \$23,188,848 | \$26,698,307 | \$23,288,297 | \$33,605,271 | \$5,121,984 | \$4,266,782 | \$10,025,593 | \$5,294,321 | \$3,982,342 | \$10,388,077 | \$18,772,095 | \$29,116,674 |
| ■ 15/16 | \$23,051,452 | \$14,469,726 | \$39,121,867 | \$25,390,831 | \$12,725,941 | \$7,312,288 | \$7,225,539 | \$9,590,155 | \$4,869,210 | \$22,553,970 | \$20,090,215 | \$20,683,329 |
| ■ 16/17 | \$21,921,047 | \$33,145,443 | \$28,016,410 | \$28,645,021 | \$13,099,204 | \$8,463,404 | \$3,309,732 | \$4,678,915 | \$18,905,395 | \$16,591,821 | \$16,678,077 | \$17,755,889 |
| ■ 17/18 | \$13,759,230 | \$24,906,467 | \$16,588,677 | \$15,765,329 | \$9,652,638 | \$5,026,883 | \$9,156,915 | \$8,105,248 | \$4,909,017 | \$11,670,424 | \$11,836,809 | \$29,216,252 |
| ■ 18/19 | \$21,804,969 | \$15,463,045 | \$19,847,120 | \$23,934,905 | \$6,998,008 | \$5,357,620 | \$6,063,202 | \$6,583,896 | \$11,069,370 | \$10,473,052 | \$18,209,290 | \$24,077,191 |
| ■ 19/20 | \$18,974,913 | \$11,527,735 | \$18,875,184 | \$13,594,945 | \$8,899,008 | \$10,170,818 | \$4,416,351 | \$10,531,491 | \$12,187,098 | \$5,318,955 | \$7,631,006 | \$20,248,334 |
| ■ 20/21 | \$21,969,776 | \$21,666,002 | \$26,498,505 | \$23,537,360 | \$11,571,654 | \$12,077,928 | \$14,474,497 | \$11,152,211 | \$12,083,753 | | | |

**PLACER COUNTY
BUILDING DEPARTMENT
SINGLE FAMILY DWELLING CUMULATIVE VALUATION**



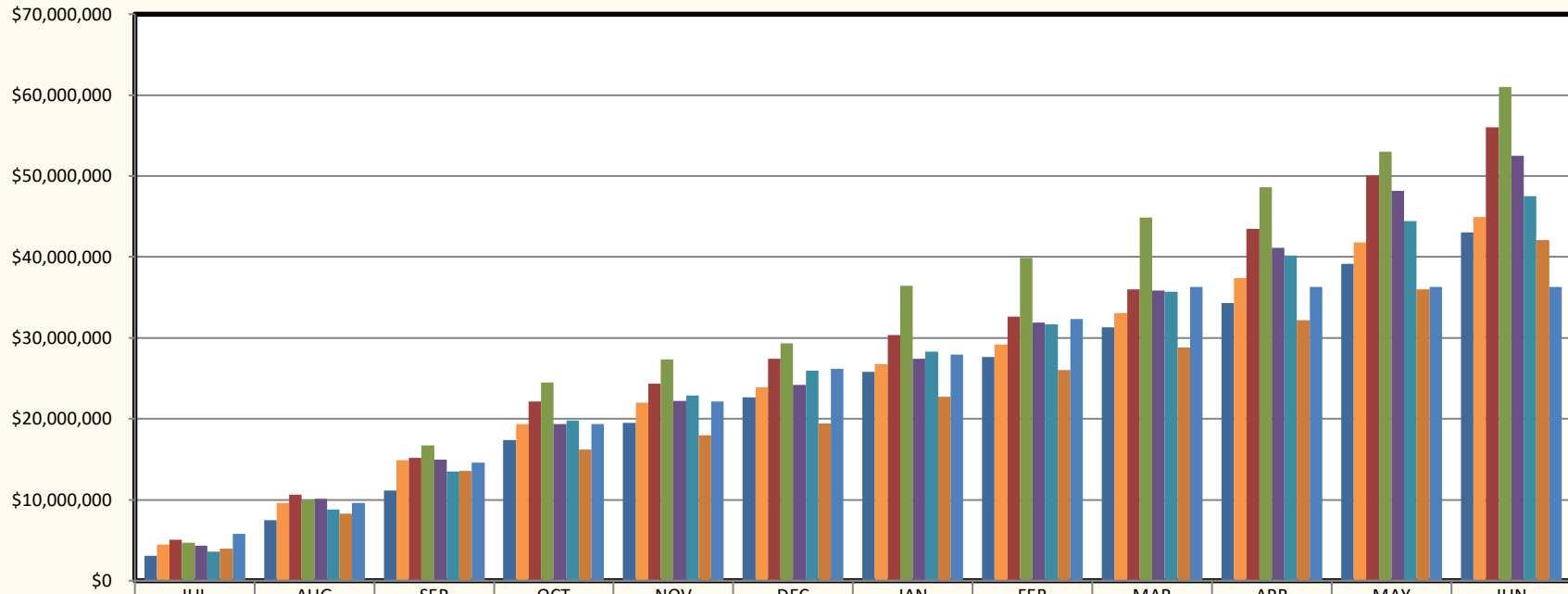
| | JUL | AUG | SEP | OCT | NOV | DEC | JAN | FEB | MAR | APR | MAY | JUN |
|---------|--------------|--------------|--------------|---------------|---------------|---------------|---------------|---------------|---------------|---------------|---------------|---------------|
| ■ 13/14 | \$13,181,348 | \$36,812,176 | \$50,314,190 | \$79,049,968 | \$86,214,278 | \$90,425,817 | \$98,722,927 | \$104,918,657 | \$115,363,258 | \$124,867,960 | \$150,985,852 | \$168,717,540 |
| ■ 14/15 | \$23,188,848 | \$49,887,155 | \$73,175,452 | \$106,780,723 | \$111,902,707 | \$116,169,489 | \$126,195,082 | \$131,489,403 | \$135,471,745 | \$145,859,822 | \$164,631,917 | \$193,748,591 |
| ■ 15/16 | \$23,051,452 | \$37,521,178 | \$76,643,045 | \$102,033,876 | \$114,759,817 | \$122,072,105 | \$129,297,644 | \$138,887,799 | \$143,757,009 | \$166,310,979 | \$186,401,194 | \$207,084,523 |
| ■ 16/17 | \$21,921,047 | \$55,066,490 | \$83,082,900 | \$111,727,921 | \$124,827,125 | \$133,290,529 | \$136,600,261 | \$141,279,176 | \$160,184,571 | \$176,776,392 | \$193,454,469 | \$211,210,358 |
| ■ 17/18 | \$13,759,230 | \$38,665,697 | \$55,254,374 | \$71,019,703 | \$80,672,341 | \$85,699,224 | \$94,856,139 | \$102,961,387 | \$107,870,404 | \$119,540,828 | \$131,377,637 | \$160,593,889 |
| ■ 18/19 | \$21,804,969 | \$37,268,014 | \$57,115,134 | \$81,050,039 | \$88,048,047 | \$93,405,667 | \$99,468,869 | \$106,052,765 | \$117,122,135 | \$127,595,187 | \$145,804,477 | \$169,881,668 |
| ■ 19/20 | \$18,974,913 | \$30,502,648 | \$49,377,832 | \$62,972,777 | \$71,871,785 | \$82,042,603 | \$86,458,954 | \$96,990,445 | \$109,177,543 | \$114,496,498 | \$122,127,504 | \$142,375,838 |
| ■ 20/21 | \$21,969,776 | \$43,635,778 | \$70,134,283 | \$93,671,643 | \$105,243,297 | \$117,321,225 | \$131,795,722 | \$142,947,933 | \$155,031,686 | \$155,031,686 | \$155,031,686 | \$155,031,686 |

PLACER COUNTY BUILDING DEPARTMENT RESIDENTIAL - ADDITIONS / ALTERATIONS / REMODELS VALUATION



| | JUL | AUG | SEP | OCT | NOV | DEC | JAN | FEB | MAR | APR | MAY | JUN |
|---------|-------------|-------------|-------------|-------------|-------------|-------------|-------------|-------------|-------------|-------------|-------------|-------------|
| ■ 13/14 | \$3,054,704 | \$4,461,136 | \$3,653,658 | \$6,232,761 | \$2,102,125 | \$3,159,781 | \$3,160,250 | \$1,797,295 | \$3,674,421 | \$3,050,970 | \$4,829,626 | \$3,892,689 |
| ■ 14/15 | \$4,478,004 | \$5,154,815 | \$5,291,499 | \$4,431,103 | \$2,614,842 | \$1,931,409 | \$2,885,381 | \$2,428,307 | \$3,841,757 | \$4,311,606 | \$4,423,110 | \$3,142,956 |
| ■ 15/16 | \$5,043,479 | \$5,613,256 | \$4,533,992 | \$6,981,247 | \$2,202,853 | \$3,079,831 | \$2,877,121 | \$2,324,407 | \$3,378,821 | \$7,415,139 | \$6,637,965 | \$5,961,055 |
| ■ 16/17 | \$4,683,622 | \$5,183,929 | \$6,836,268 | \$7,768,442 | \$2,882,752 | \$1,974,453 | \$7,121,564 | \$3,461,292 | \$4,974,551 | \$3,725,188 | \$4,415,123 | \$7,952,374 |
| ■ 17/18 | \$4,327,955 | \$5,821,429 | \$4,831,987 | \$4,347,727 | \$2,898,891 | \$1,949,784 | \$3,212,265 | \$4,533,215 | \$3,942,532 | \$5,301,484 | \$7,010,674 | \$4,331,276 |
| ■ 18/19 | \$3,596,442 | \$5,174,016 | \$4,691,097 | \$6,357,037 | \$3,052,206 | \$3,111,807 | \$2,355,025 | \$3,347,330 | \$4,022,860 | \$4,441,211 | \$4,290,836 | \$3,067,230 |
| ■ 19/20 | \$3,927,735 | \$4,381,453 | \$5,278,782 | \$2,608,465 | \$1,775,633 | \$1,464,104 | \$3,262,608 | \$3,303,665 | \$2,789,093 | \$3,394,069 | \$3,811,914 | \$6,056,004 |
| ■ 20/21 | \$5,784,352 | \$3,843,604 | \$4,952,484 | \$4,761,071 | \$2,822,408 | \$4,038,933 | \$1,701,466 | \$4,439,462 | \$3,937,474 | | | |

PLACER COUNTY BUILDING DEPARTMENT RESIDENTIAL - ADDITIONS / ALTERATIONS / REMODELS CUMULATIVE VALUATION



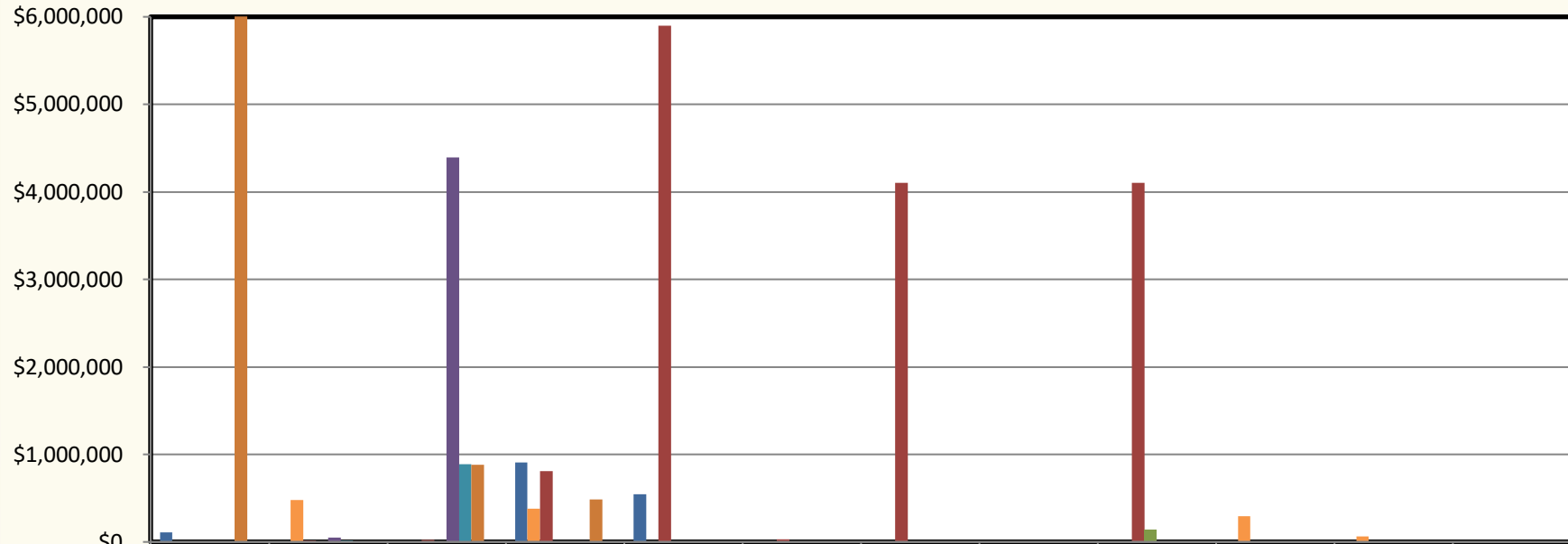
| | JUL | AUG | SEP | OCT | NOV | DEC | JAN | FEB | MAR | APR | MAY | JUN |
|---------|-------------|--------------|--------------|--------------|--------------|--------------|--------------|--------------|--------------|--------------|--------------|--------------|
| ■ 13/14 | \$3,054,704 | \$7,515,840 | \$11,169,498 | \$17,402,259 | \$19,504,384 | \$22,664,165 | \$25,824,415 | \$27,621,710 | \$31,296,131 | \$34,347,101 | \$39,176,727 | \$43,069,416 |
| ■ 14/15 | \$4,478,004 | \$9,632,819 | \$14,924,318 | \$19,355,421 | \$21,970,263 | \$23,901,672 | \$26,787,053 | \$29,215,360 | \$33,057,117 | \$37,368,723 | \$41,791,833 | \$44,934,789 |
| ■ 15/16 | \$5,043,479 | \$10,656,735 | \$15,190,727 | \$22,171,974 | \$24,374,827 | \$27,454,658 | \$30,331,779 | \$32,656,186 | \$36,035,007 | \$43,450,146 | \$50,088,111 | \$56,049,166 |
| ■ 16/17 | \$4,683,622 | \$9,867,551 | \$16,703,819 | \$24,472,261 | \$27,355,013 | \$29,329,466 | \$36,451,030 | \$39,912,322 | \$44,886,873 | \$48,612,061 | \$53,027,184 | \$60,979,558 |
| ■ 17/18 | \$4,327,955 | \$10,149,384 | \$14,981,371 | \$19,329,098 | \$22,227,989 | \$24,177,773 | \$27,390,038 | \$31,923,253 | \$35,865,785 | \$41,167,269 | \$48,177,943 | \$52,509,219 |
| ■ 18/19 | \$3,596,442 | \$8,770,458 | \$13,461,555 | \$19,818,592 | \$22,870,798 | \$25,982,605 | \$28,337,630 | \$31,684,960 | \$35,707,820 | \$40,149,031 | \$44,439,867 | \$47,507,097 |
| ■ 19/20 | \$3,927,735 | \$8,309,188 | \$13,587,970 | \$16,196,435 | \$17,972,068 | \$19,436,172 | \$22,698,780 | \$26,002,445 | \$28,791,538 | \$32,185,607 | \$35,997,521 | \$42,053,525 |
| ■ 20/21 | \$5,784,352 | \$9,627,956 | \$14,580,440 | \$19,341,511 | \$22,163,919 | \$26,202,852 | \$27,904,318 | \$32,343,780 | \$36,281,254 | \$36,281,254 | \$36,281,254 | \$36,281,254 |

PLACER COUNTY BUILDING DEPARTMENT INDUSTRIAL VALUATION



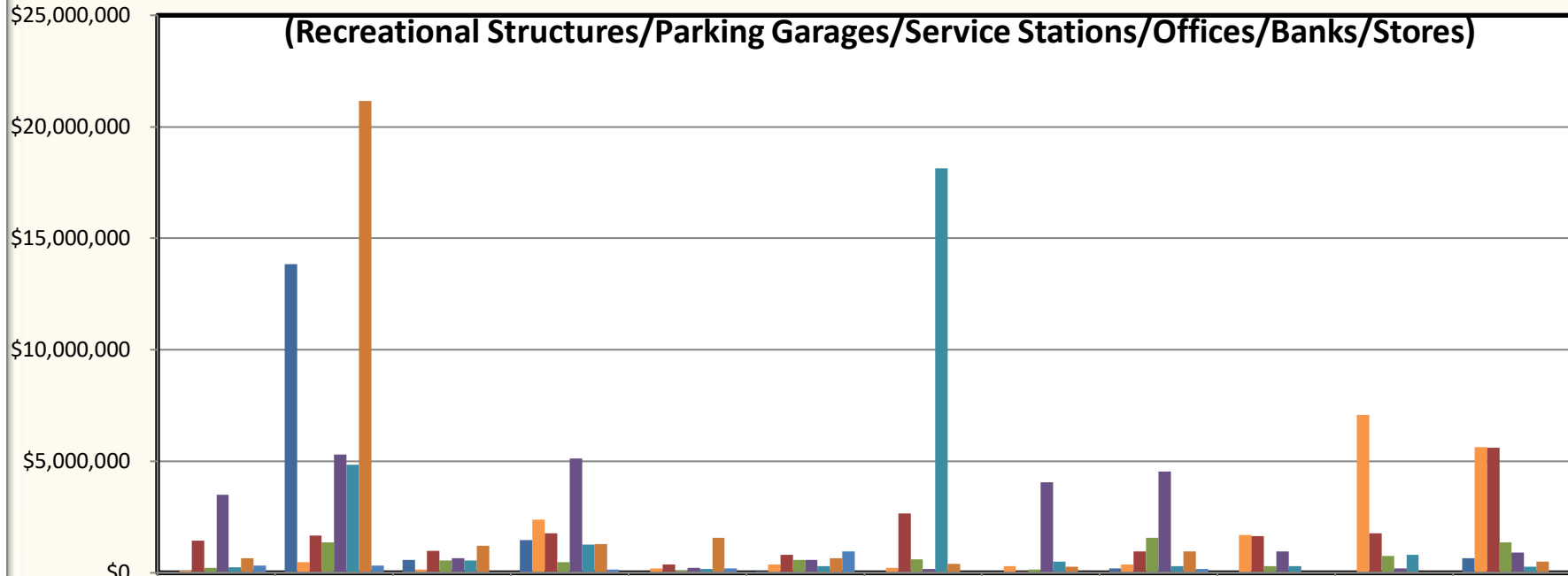
| | JUL | AUG | SEP | OCT | NOV | DEC | JAN | FEB | MAR | APR | MAY | JUN |
|---------|-----------|----------|-----------|-------------|-----|----------|----------|----------|----------|----------|-----------|-----------|
| ■ 13/14 | \$265,006 | \$0 | \$0 | \$0 | \$0 | \$0 | \$0 | \$0 | \$0 | \$0 | \$67,414 | \$0 |
| ■ 14/15 | \$0 | \$0 | \$0 | \$0 | \$0 | \$0 | \$0 | \$0 | \$0 | \$10,000 | \$0 | \$457,416 |
| ■ 15/16 | \$0 | \$0 | \$171,745 | \$0 | \$0 | \$0 | \$0 | \$0 | \$0 | \$0 | \$0 | \$0 |
| ■ 16/17 | \$0 | \$0 | \$21,781 | \$0 | \$0 | \$50,572 | \$87,979 | \$0 | \$26,572 | \$0 | \$3,998 | \$0 |
| ■ 17/18 | \$0 | \$0 | \$59,955 | \$0 | \$0 | \$0 | \$18,287 | \$81,076 | \$0 | \$0 | \$238,700 | \$0 |
| ■ 18/19 | \$0 | \$30,000 | \$0 | \$7,956,427 | \$0 | \$0 | \$15,255 | \$0 | \$0 | \$0 | \$0 | \$0 |
| ■ 19/20 | \$0 | \$0 | \$0 | \$0 | \$0 | \$0 | \$0 | \$0 | \$0 | \$0 | \$0 | \$0 |
| ■ 20/21 | \$0 | \$0 | \$0 | \$0 | \$0 | \$25,000 | \$0 | \$0 | \$0 | | | |

PLACER COUNTY BUILDING DEPARTMENT INSTITUTIONAL VALUATION (Elderly Resident Care Homes/ Churches/Schools)



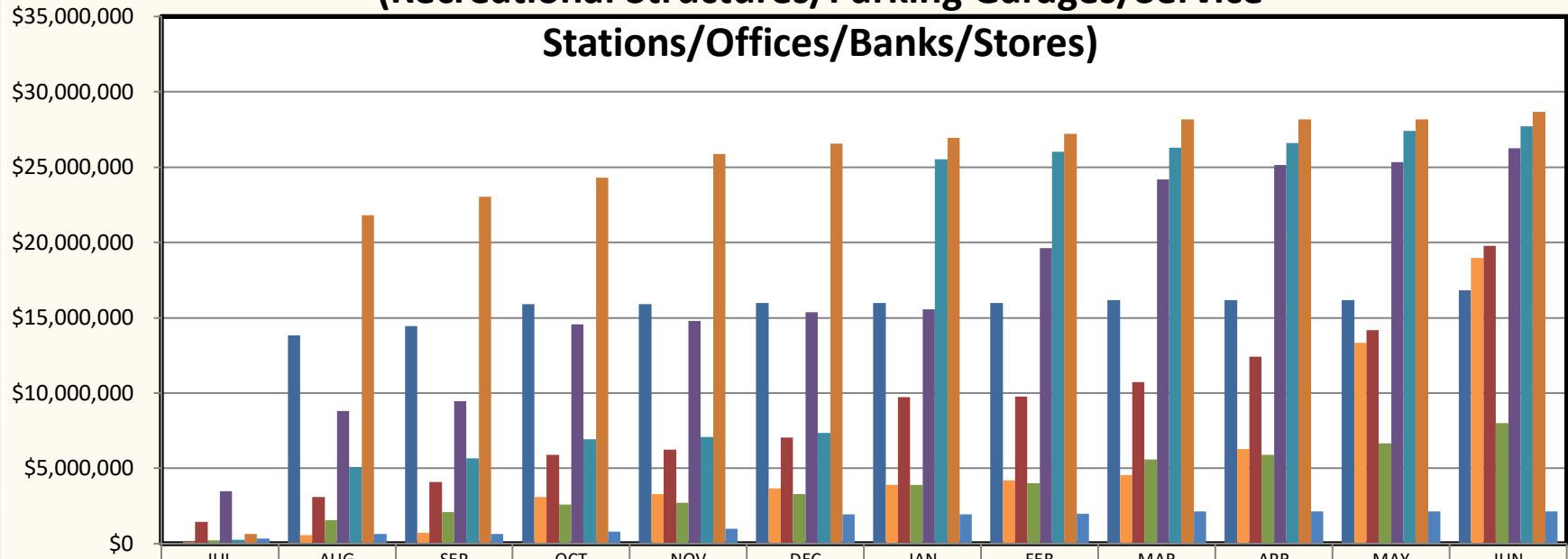
| | JUL | AUG | SEP | OCT | NOV | DEC | JAN | FEB | MAR | APR | MAY | JUN |
|---------|-------------|-----------|-------------|-----------|-------------|----------|-------------|---------|-------------|-----------|----------|-----|
| ■ 13/14 | \$108,142 | \$0 | \$5,968 | \$908,134 | \$542,782 | \$0 | \$0 | \$0 | \$0 | \$0 | \$0 | \$0 |
| ■ 14/15 | \$0 | \$481,769 | \$0 | \$380,447 | \$0 | \$0 | \$0 | \$0 | \$0 | \$293,992 | \$61,216 | \$0 |
| ■ 15/16 | \$0 | \$14,209 | \$25,462 | \$810,539 | \$5,899,437 | \$28,323 | \$4,100,986 | \$0 | \$4,100,986 | \$0 | \$0 | \$0 |
| ■ 16/17 | \$0 | \$0 | \$0 | \$0 | \$0 | \$0 | \$0 | \$0 | \$138,995 | \$0 | \$0 | \$0 |
| ■ 17/18 | \$0 | \$50,000 | \$4,391,153 | \$0 | \$0 | \$0 | \$0 | \$0 | \$0 | \$0 | \$0 | \$0 |
| ■ 18/19 | \$0 | \$18,830 | \$889,992 | \$0 | \$0 | \$0 | \$0 | \$1,551 | \$0 | \$0 | \$0 | \$0 |
| ■ 19/20 | \$22,964,27 | \$3,224 | \$882,439 | \$483,115 | \$0 | \$0 | \$0 | \$0 | \$0 | \$0 | \$0 | \$0 |
| ■ 20/21 | \$0 | \$0 | \$0 | \$0 | \$1,715 | \$0 | \$0 | \$0 | \$0 | | | |

PLACER COUNTY BUILDING DEPARTMENT COMMERICAL VALUATION



| | JUL | AUG | SEP | OCT | NOV | DEC | JAN | FEB | MAR | APR | MAY | JUN |
|-------|-------------|-------------|-------------|-------------|-------------|-----------|-------------|-------------|-------------|-------------|-------------|-------------|
| 13/14 | \$0 | \$13,843,97 | \$585,473 | \$1,468,292 | \$0 | \$64,217 | \$0 | \$15,962 | \$199,860 | \$0 | \$0 | \$640,909 |
| 14/15 | \$101,990 | \$487,270 | \$148,565 | \$2,373,211 | \$195,886 | \$375,217 | \$209,303 | \$308,376 | \$365,770 | \$1,699,801 | \$7,081,697 | \$5,639,989 |
| 15/16 | \$1,450,734 | \$1,666,036 | \$990,242 | \$1,773,269 | \$371,751 | \$813,254 | \$2,649,182 | \$72,654 | \$959,826 | \$1,656,517 | \$1,774,386 | \$5,604,301 |
| 16/17 | \$209,854 | \$1,368,298 | \$541,405 | \$485,243 | \$104,771 | \$572,275 | \$605,741 | \$142,613 | \$1,572,128 | \$287,006 | \$760,043 | \$1,365,304 |
| 17/18 | \$3,490,857 | \$5,304,702 | \$662,150 | \$5,123,069 | \$216,733 | \$576,418 | \$180,402 | \$4,068,793 | \$4,547,778 | \$955,862 | \$207,221 | \$914,458 |
| 18/19 | \$254,342 | \$4,852,549 | \$543,042 | \$1,266,941 | \$162,249 | \$293,578 | \$18,139,60 | \$497,493 | \$294,192 | \$297,574 | \$815,970 | \$276,518 |
| 19/20 | \$643,076 | \$21,170,52 | \$1,204,086 | \$1,283,093 | \$1,577,648 | \$663,733 | \$387,754 | \$272,864 | \$954,320 | \$0 | \$0 | \$493,145 |
| 20/21 | \$321,413 | \$316,675 | \$5,432 | \$140,987 | \$206,880 | \$949,715 | \$0 | \$51,872 | \$159,137 | | | |

**PLACER COUNTY BUILDING DEPARTMENT
COMMERICAL
CUMULATIVE VALUATION
(Recreational Structures/Parking Garages/Service
Stations/Offices/Banks/Stores)**

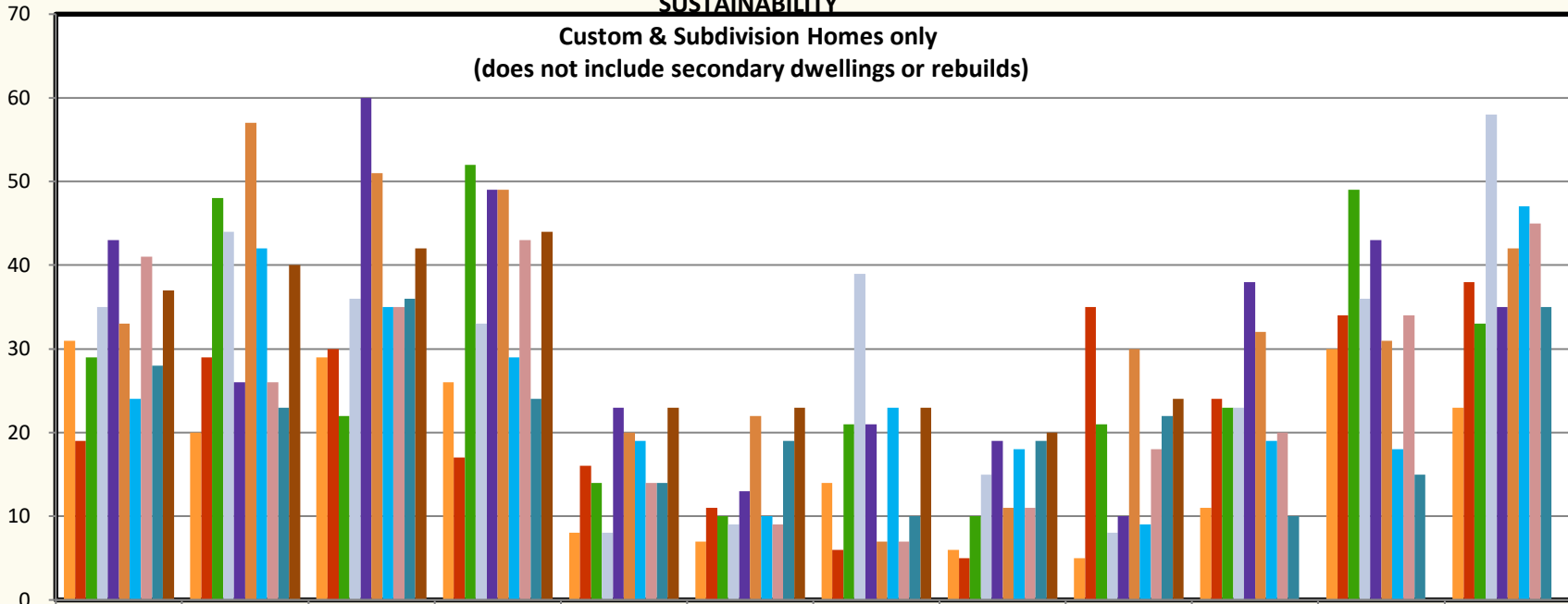


| | JUL | AUG | SEP | OCT | NOV | DEC | JAN | FEB | MAR | APR | MAY | JUN |
|---------|-------------|--------------|--------------|--------------|--------------|--------------|--------------|--------------|--------------|--------------|--------------|--------------|
| ■ 13/14 | \$0 | \$13,843,976 | \$14,429,449 | \$15,897,741 | \$15,897,741 | \$15,961,958 | \$15,961,958 | \$15,977,920 | \$16,177,780 | \$16,177,780 | \$16,177,780 | \$16,818,689 |
| ■ 14/15 | \$101,990 | \$589,260 | \$737,825 | \$3,111,036 | \$3,306,922 | \$3,682,139 | \$3,891,442 | \$4,199,818 | \$4,565,588 | \$6,265,389 | \$13,347,086 | \$18,987,075 |
| ■ 15/16 | \$1,450,734 | \$3,116,770 | \$4,107,012 | \$5,880,281 | \$6,252,032 | \$7,065,286 | \$9,714,468 | \$9,787,122 | \$10,746,948 | \$12,403,465 | \$14,177,851 | \$19,782,152 |
| ■ 16/17 | \$209,854 | \$1,578,152 | \$2,119,557 | \$2,604,800 | \$2,709,571 | \$3,281,846 | \$3,887,587 | \$4,030,200 | \$5,602,328 | \$5,889,334 | \$6,649,377 | \$8,014,681 |
| ■ 17/18 | \$3,490,857 | \$8,795,559 | \$9,457,709 | \$14,580,778 | \$14,797,511 | \$15,373,929 | \$15,554,331 | \$19,623,124 | \$24,170,902 | \$25,126,764 | \$25,333,985 | \$26,248,443 |
| ■ 18/19 | \$254,342 | \$5,106,891 | \$5,649,933 | \$6,916,874 | \$7,079,123 | \$7,372,701 | \$25,512,302 | \$26,009,795 | \$26,303,987 | \$26,601,561 | \$27,417,531 | \$27,694,049 |
| ■ 19/20 | \$643,076 | \$21,813,603 | \$23,017,689 | \$24,300,782 | \$25,878,430 | \$26,542,163 | \$26,929,917 | \$27,202,781 | \$28,157,101 | \$28,157,101 | \$28,157,101 | \$28,650,246 |
| ■ 20/21 | \$321,413 | \$638,088 | \$643,520 | \$784,507 | \$991,387 | \$1,941,102 | \$1,941,102 | \$1,992,974 | \$2,152,111 | \$2,152,111 | \$2,152,111 | \$2,152,111 |

PLACER COUNTY BUILDING DEPARTMENT SFD PERMITS ISSUED

SUSTAINABILITY

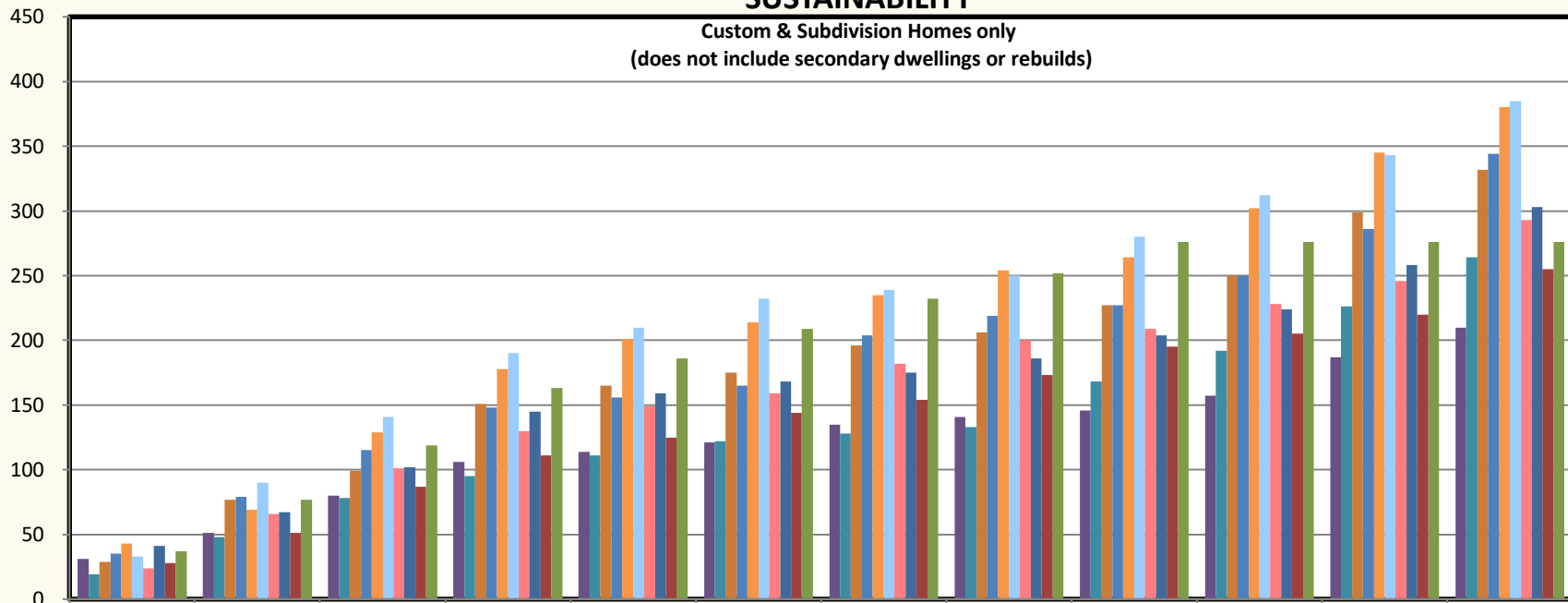
**Custom & Subdivision Homes only
(does not include secondary dwellings or rebuilds)**



| | JUL | AUG | SEPT | OCT | NOV | DEC | JAN | FEB | MAR | APR | MAY | JUN |
|-------|-----|-----|------|-----|-----|-----|-----|-----|-----|-----|-----|-----|
| 11-12 | 31 | 20 | 29 | 26 | 8 | 7 | 14 | 6 | 5 | 11 | 30 | 23 |
| 12-13 | 19 | 29 | 30 | 17 | 16 | 11 | 6 | 5 | 35 | 24 | 34 | 38 |
| 13-14 | 29 | 48 | 22 | 52 | 14 | 10 | 21 | 10 | 21 | 23 | 49 | 33 |
| 14-15 | 35 | 44 | 36 | 33 | 8 | 9 | 39 | 15 | 8 | 23 | 36 | 58 |
| 15-16 | 43 | 26 | 60 | 49 | 23 | 13 | 21 | 19 | 10 | 38 | 43 | 35 |
| 16-17 | 33 | 57 | 51 | 49 | 20 | 22 | 7 | 11 | 30 | 32 | 31 | 42 |
| 17-18 | 24 | 42 | 35 | 29 | 19 | 10 | 23 | 18 | 9 | 19 | 18 | 47 |
| 18-19 | 41 | 26 | 35 | 43 | 14 | 9 | 7 | 11 | 18 | 20 | 34 | 45 |
| 19-20 | 28 | 23 | 36 | 24 | 14 | 19 | 10 | 19 | 22 | 10 | 15 | 35 |
| 20-21 | 37 | 40 | 42 | 44 | 23 | 23 | 23 | 20 | 24 | | | |

PLACER COUNTY BUILDING DEPARTMENT CUMULATIVE SFD PERMITS ISSUED SUSTAINABILITY

Custom & Subdivision Homes only
(does not include secondary dwellings or rebuilds)



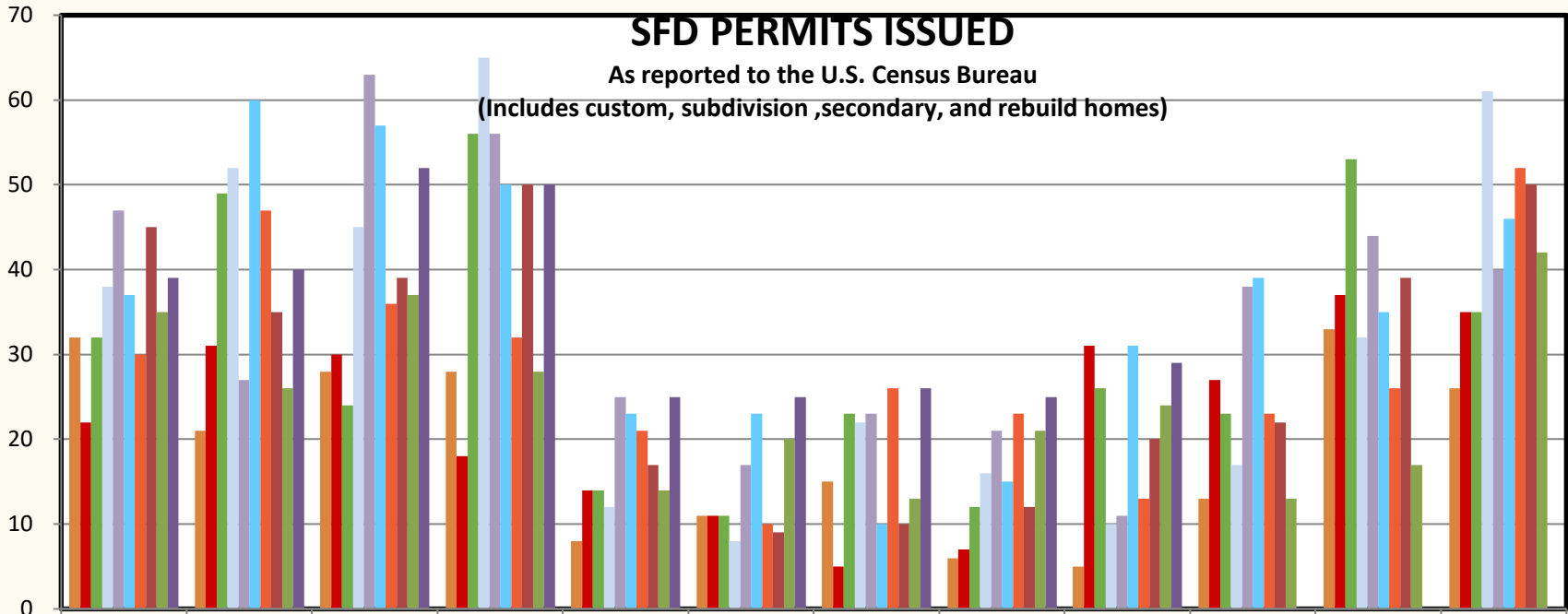
| | JUL | AUG | SEPT | OCT | NOV | DEC | JAN | FEB | MAR | APR | MAY | JUN |
|---------|-----|-----|------|-----|-----|-----|-----|-----|-----|-----|-----|-----|
| ■ 11-12 | 31 | 51 | 80 | 106 | 114 | 121 | 135 | 141 | 146 | 157 | 187 | 210 |
| ■ 12-13 | 19 | 48 | 78 | 95 | 111 | 122 | 128 | 133 | 168 | 192 | 226 | 264 |
| ■ 13-14 | 29 | 77 | 99 | 151 | 165 | 175 | 196 | 206 | 227 | 250 | 299 | 332 |
| ■ 14-15 | 35 | 79 | 115 | 148 | 156 | 165 | 204 | 219 | 227 | 250 | 286 | 344 |
| ■ 15-16 | 43 | 69 | 129 | 178 | 201 | 214 | 235 | 254 | 264 | 302 | 345 | 380 |
| ■ 16-17 | 33 | 90 | 141 | 190 | 210 | 232 | 239 | 250 | 280 | 312 | 343 | 385 |
| ■ 17-18 | 24 | 66 | 101 | 130 | 149 | 159 | 182 | 200 | 209 | 228 | 246 | 293 |
| ■ 18-19 | 41 | 67 | 102 | 145 | 159 | 168 | 175 | 186 | 204 | 224 | 258 | 303 |
| ■ 19-20 | 28 | 51 | 87 | 111 | 125 | 144 | 154 | 173 | 195 | 205 | 220 | 255 |
| ■ 20-21 | 37 | 77 | 119 | 163 | 186 | 209 | 232 | 252 | 276 | 276 | 276 | 276 |

PLACER COUNTY BUILDING DEPARTMENT

SFD PERMITS ISSUED

As reported to the U.S. Census Bureau

(Includes custom, subdivision ,secondary, and rebuild homes)

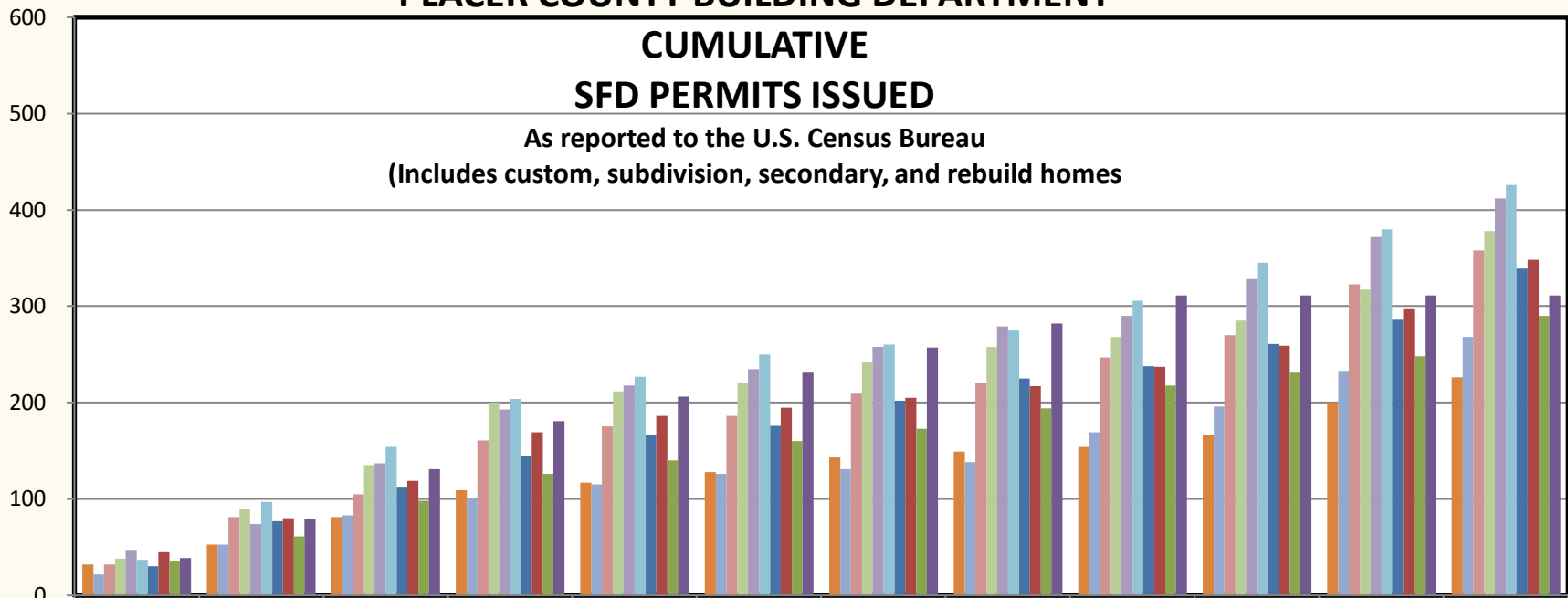


| | JUL | AUG | SEPT | OCT | NOV | DEC | JAN | FEB | MAR | APR | MAY | JUN |
|-------|-----|-----|------|-----|-----|-----|-----|-----|-----|-----|-----|-----|
| 11-12 | 32 | 21 | 28 | 28 | 8 | 11 | 15 | 6 | 5 | 13 | 33 | 26 |
| 12-13 | 22 | 31 | 30 | 18 | 14 | 11 | 5 | 7 | 31 | 27 | 37 | 35 |
| 13-14 | 32 | 49 | 24 | 56 | 14 | 11 | 23 | 12 | 26 | 23 | 53 | 35 |
| 14-15 | 38 | 52 | 45 | 65 | 12 | 8 | 22 | 16 | 10 | 17 | 32 | 61 |
| 15-16 | 47 | 27 | 63 | 56 | 25 | 17 | 23 | 21 | 11 | 38 | 44 | 40 |
| 16-17 | 37 | 60 | 57 | 50 | 23 | 23 | 10 | 15 | 31 | 39 | 35 | 46 |
| 17-18 | 30 | 47 | 36 | 32 | 21 | 10 | 26 | 23 | 13 | 23 | 26 | 52 |
| 18-19 | 45 | 35 | 39 | 50 | 17 | 9 | 10 | 12 | 20 | 22 | 39 | 50 |
| 19-20 | 35 | 26 | 37 | 28 | 14 | 20 | 13 | 21 | 24 | 13 | 17 | 42 |
| 20-21 | 39 | 40 | 52 | 50 | 25 | 25 | 26 | 25 | 29 | | | |

PLACER COUNTY BUILDING DEPARTMENT

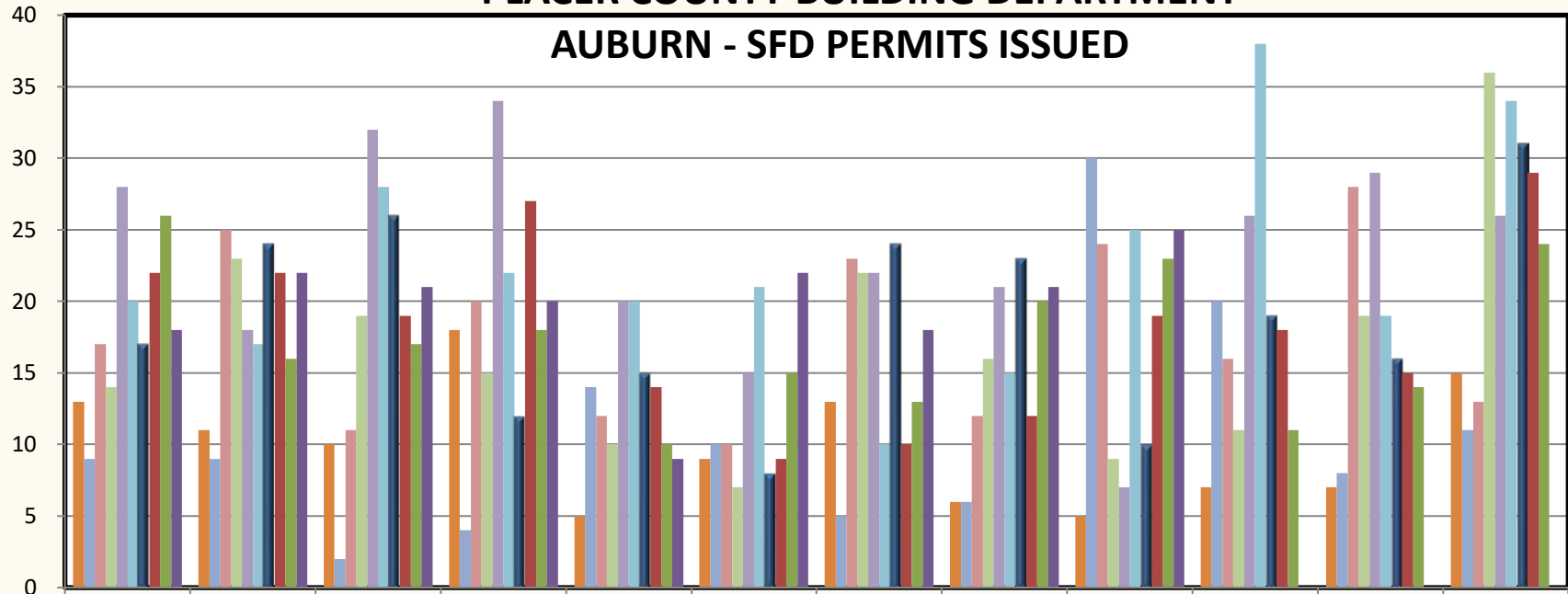
CUMULATIVE SFD PERMITS ISSUED

As reported to the U.S. Census Bureau
(Includes custom, subdivision, secondary, and rebuild homes)



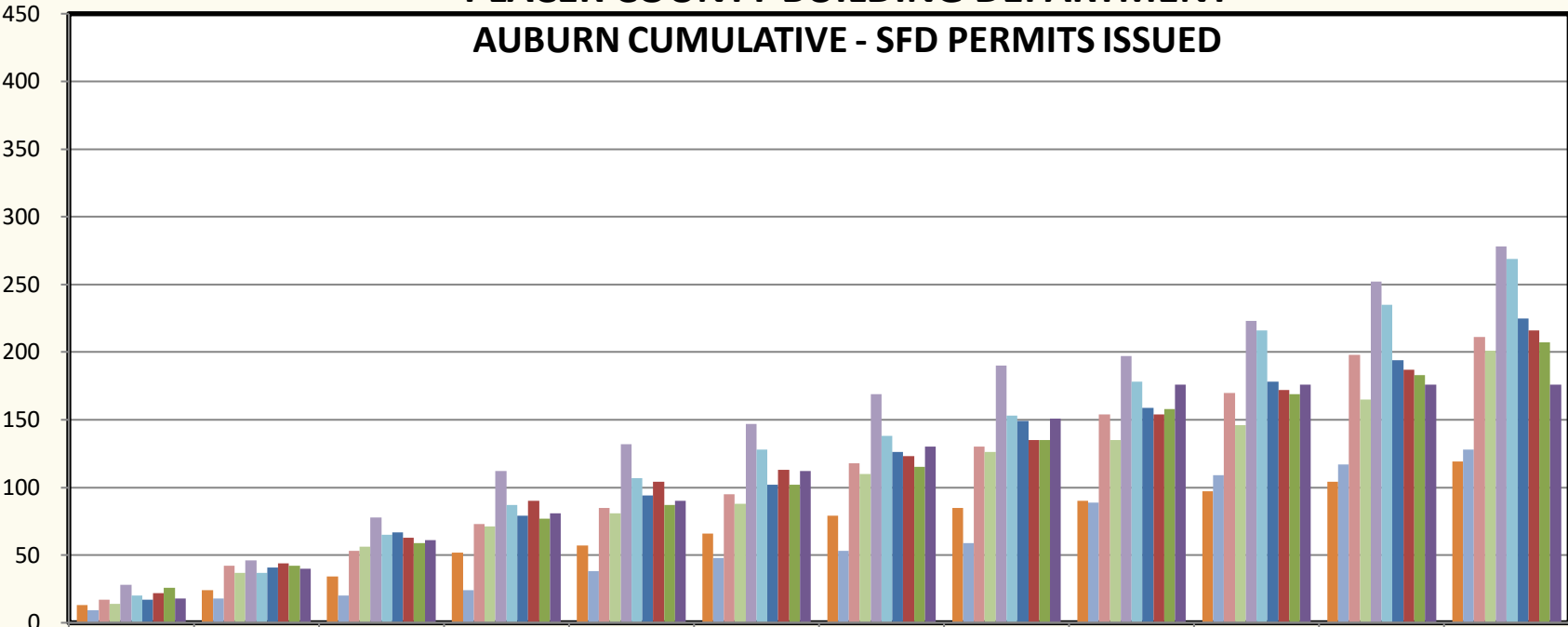
| | JUL | AUG | SEPT | OCT | NOV | DEC | JAN | FEB | MAR | APR | MAY | JUN |
|-------|-----|-----|------|-----|-----|-----|-----|-----|-----|-----|-----|-----|
| 11-12 | 32 | 53 | 81 | 109 | 117 | 128 | 143 | 149 | 154 | 167 | 200 | 226 |
| 12-13 | 22 | 53 | 83 | 101 | 115 | 126 | 131 | 138 | 169 | 196 | 233 | 268 |
| 13-14 | 32 | 81 | 105 | 161 | 175 | 186 | 209 | 221 | 247 | 270 | 323 | 358 |
| 14-15 | 38 | 90 | 135 | 200 | 212 | 220 | 242 | 258 | 268 | 285 | 317 | 378 |
| 15-16 | 47 | 74 | 137 | 193 | 218 | 235 | 258 | 279 | 290 | 328 | 372 | 412 |
| 16-17 | 37 | 97 | 154 | 204 | 227 | 250 | 260 | 275 | 306 | 345 | 380 | 426 |
| 17-18 | 30 | 77 | 113 | 145 | 166 | 176 | 202 | 225 | 238 | 261 | 287 | 339 |
| 18-19 | 45 | 80 | 119 | 169 | 186 | 195 | 205 | 217 | 237 | 259 | 298 | 348 |
| 19-20 | 35 | 61 | 98 | 126 | 140 | 160 | 173 | 194 | 218 | 231 | 248 | 290 |
| 20-21 | 39 | 79 | 131 | 181 | 206 | 231 | 257 | 282 | 311 | 311 | 311 | 311 |

PLACER COUNTY BUILDING DEPARTMENT AUBURN - SFD PERMITS ISSUED



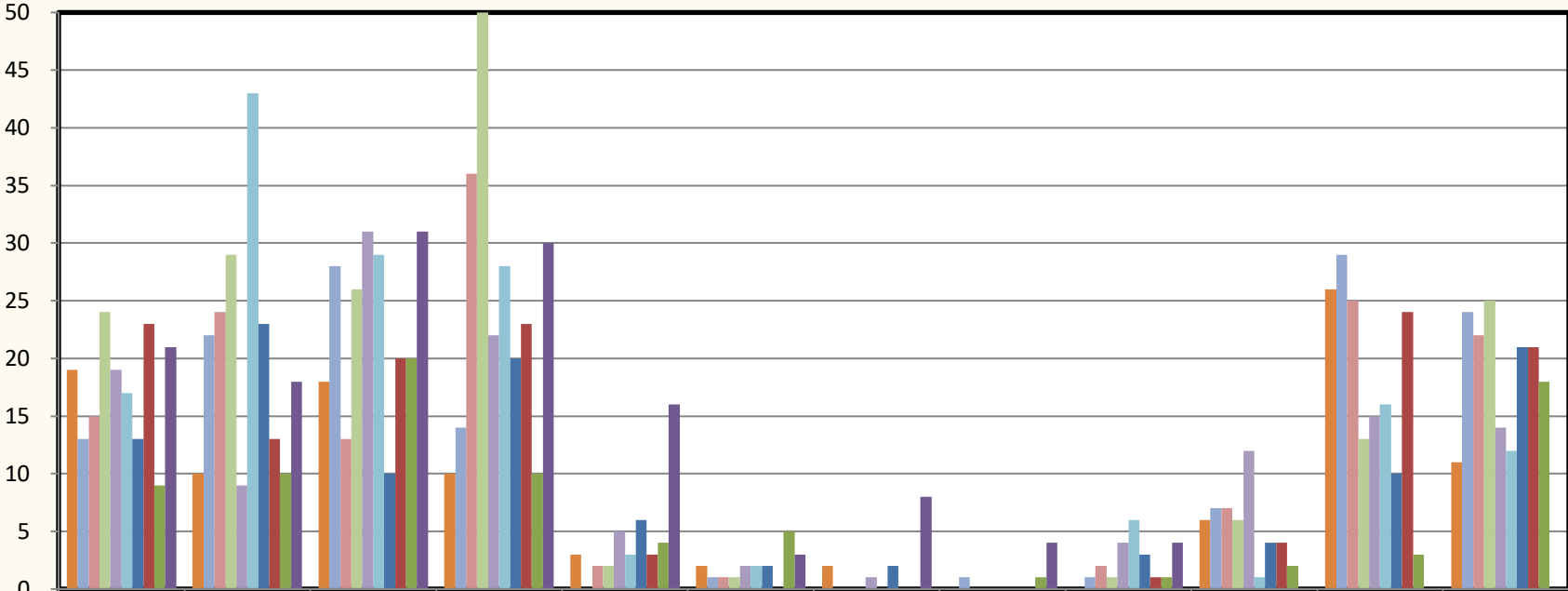
| | JUL | AUG | SEPT | OCT | NOV | DEC | JAN | FEB | MAR | APR | MAY | JUN |
|-------|-----|-----|------|-----|-----|-----|-----|-----|-----|-----|-----|-----|
| 11-12 | 13 | 11 | 10 | 18 | 5 | 9 | 13 | 6 | 5 | 7 | 7 | 15 |
| 12-13 | 9 | 9 | 2 | 4 | 14 | 10 | 5 | 6 | 30 | 20 | 8 | 11 |
| 13-14 | 17 | 25 | 11 | 20 | 12 | 10 | 23 | 12 | 24 | 16 | 28 | 13 |
| 14-15 | 14 | 23 | 19 | 15 | 10 | 7 | 22 | 16 | 9 | 11 | 19 | 36 |
| 15-16 | 28 | 18 | 32 | 34 | 20 | 15 | 22 | 21 | 7 | 26 | 29 | 26 |
| 16-17 | 20 | 17 | 28 | 22 | 20 | 21 | 10 | 15 | 25 | 38 | 19 | 34 |
| 17-18 | 17 | 24 | 26 | 12 | 15 | 8 | 24 | 23 | 10 | 19 | 16 | 31 |
| 18-19 | 22 | 22 | 19 | 27 | 14 | 9 | 10 | 12 | 19 | 18 | 15 | 29 |
| 19-20 | 26 | 16 | 17 | 18 | 10 | 15 | 13 | 20 | 23 | 11 | 14 | 24 |
| 20-21 | 18 | 22 | 21 | 20 | 9 | 22 | 18 | 21 | 25 | | | |

PLACER COUNTY BUILDING DEPARTMENT AUBURN CUMULATIVE - SFD PERMITS ISSUED



| | JUL | AUG | SEPT | OCT | NOV | DEC | JAN | FEB | MAR | APR | MAY | JUN |
|-------|-----|-----|------|-----|-----|-----|-----|-----|-----|-----|-----|-----|
| 11-12 | 13 | 24 | 34 | 52 | 57 | 66 | 79 | 85 | 90 | 97 | 104 | 119 |
| 12-13 | 9 | 18 | 20 | 24 | 38 | 48 | 53 | 59 | 89 | 109 | 117 | 128 |
| 13-14 | 17 | 42 | 53 | 73 | 85 | 95 | 118 | 130 | 154 | 170 | 198 | 211 |
| 14-15 | 14 | 37 | 56 | 71 | 81 | 88 | 110 | 126 | 135 | 146 | 165 | 201 |
| 15-16 | 28 | 46 | 78 | 112 | 132 | 147 | 169 | 190 | 197 | 223 | 252 | 278 |
| 16-17 | 20 | 37 | 65 | 87 | 107 | 128 | 138 | 153 | 178 | 216 | 235 | 269 |
| 17-18 | 17 | 41 | 67 | 79 | 94 | 102 | 126 | 149 | 159 | 178 | 194 | 225 |
| 18-19 | 22 | 44 | 63 | 90 | 104 | 113 | 123 | 135 | 154 | 172 | 187 | 216 |
| 19-20 | 26 | 42 | 59 | 77 | 87 | 102 | 115 | 135 | 158 | 169 | 183 | 207 |
| 20-21 | 18 | 40 | 61 | 81 | 90 | 112 | 130 | 151 | 176 | 176 | 176 | 176 |

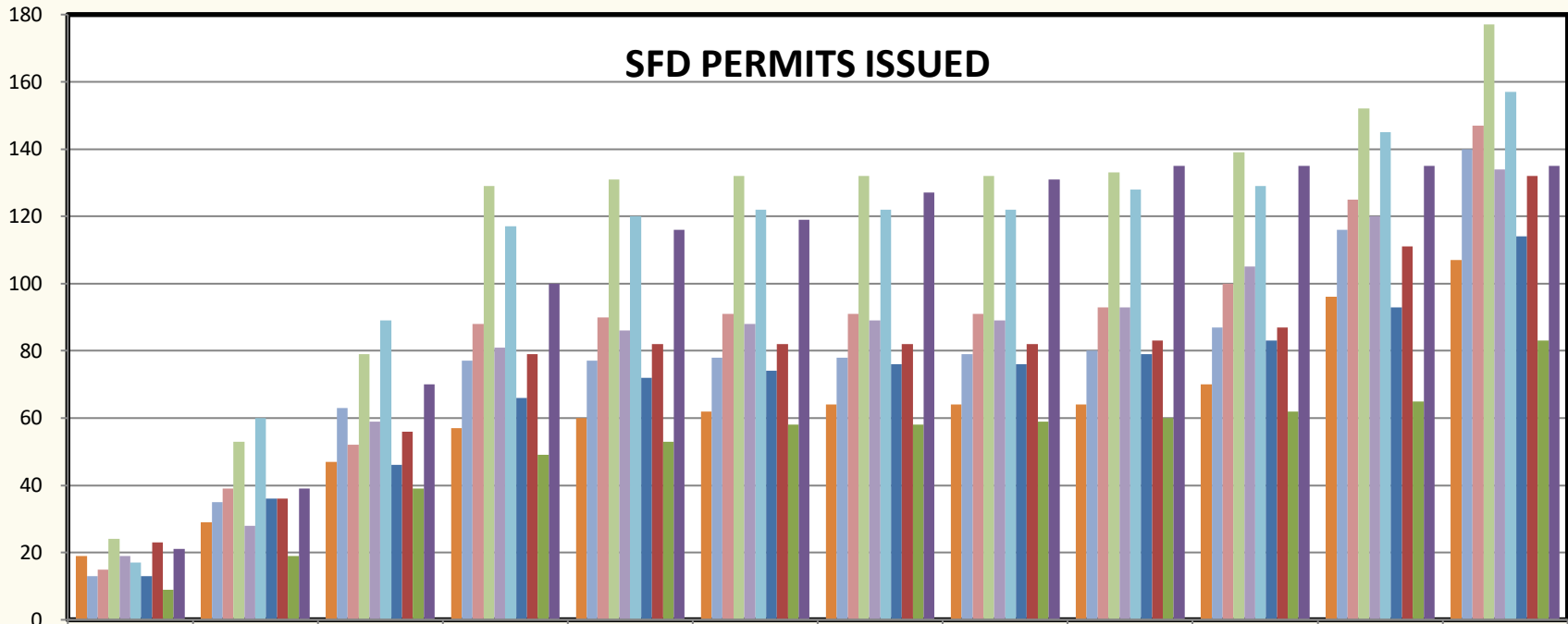
PLACER COUNTY BUILDING DEPARTMENT TAHOE - SFD PERMITS ISSUED



| | JUL | AUG | SEPT | OCT | NOV | DEC | JAN | FEB | MAR | APR | MAY | JUN |
|-------|-----|-----|------|-----|-----|-----|-----|-----|-----|-----|-----|-----|
| 11-12 | 19 | 10 | 18 | 10 | 3 | 2 | 2 | 0 | 0 | 6 | 26 | 11 |
| 12-13 | 13 | 22 | 28 | 14 | 0 | 1 | 0 | 1 | 1 | 7 | 29 | 24 |
| 13-14 | 15 | 24 | 13 | 36 | 2 | 1 | 0 | 0 | 2 | 7 | 25 | 22 |
| 14-15 | 24 | 29 | 26 | 50 | 2 | 1 | 0 | 0 | 1 | 6 | 13 | 25 |
| 15-16 | 19 | 9 | 31 | 22 | 5 | 2 | 1 | 0 | 4 | 12 | 15 | 14 |
| 16-17 | 17 | 43 | 29 | 28 | 3 | 2 | 0 | 0 | 6 | 1 | 16 | 12 |
| 17-18 | 13 | 23 | 10 | 20 | 6 | 2 | 2 | 0 | 3 | 4 | 10 | 21 |
| 18-19 | 23 | 13 | 20 | 23 | 3 | 0 | 0 | 0 | 1 | 4 | 24 | 21 |
| 19-20 | 9 | 10 | 20 | 10 | 4 | 5 | 0 | 1 | 1 | 2 | 3 | 18 |
| 20-21 | 21 | 18 | 31 | 30 | 16 | 3 | 8 | 4 | 4 | | | |

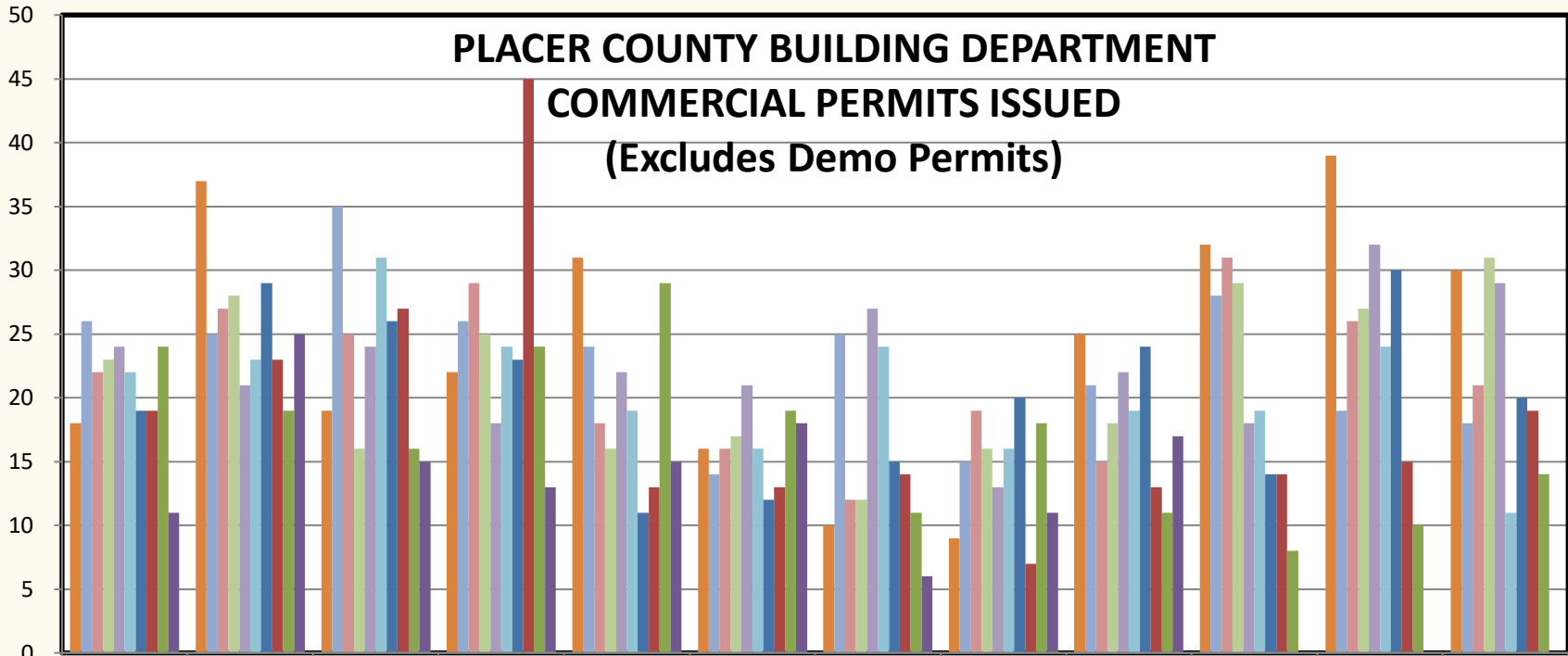
PLACER COUNTY BUILDING DEPARTMENT TAHOE CUMULATIVE

SFD PERMITS ISSUED



| | JUL | AUG | SEPT | OCT | NOV | DEC | JAN | FEB | MAR | APR | MAY | JUN |
|-------|-----|-----|------|-----|-----|-----|-----|-----|-----|-----|-----|-----|
| 11-12 | 19 | 29 | 47 | 57 | 60 | 62 | 64 | 64 | 64 | 70 | 96 | 107 |
| 12-13 | 13 | 35 | 63 | 77 | 77 | 78 | 78 | 79 | 80 | 87 | 116 | 140 |
| 13-14 | 15 | 39 | 52 | 88 | 90 | 91 | 91 | 91 | 93 | 100 | 125 | 147 |
| 14-15 | 24 | 53 | 79 | 129 | 131 | 132 | 132 | 132 | 133 | 139 | 152 | 177 |
| 15-16 | 19 | 28 | 59 | 81 | 86 | 88 | 89 | 89 | 93 | 105 | 120 | 134 |
| 16-17 | 17 | 60 | 89 | 117 | 120 | 122 | 122 | 122 | 128 | 129 | 145 | 157 |
| 17-18 | 13 | 36 | 46 | 66 | 72 | 74 | 76 | 76 | 79 | 83 | 93 | 114 |
| 18-19 | 23 | 36 | 56 | 79 | 82 | 82 | 82 | 82 | 83 | 87 | 111 | 132 |
| 19-20 | 9 | 19 | 39 | 49 | 53 | 58 | 58 | 59 | 60 | 62 | 65 | 83 |
| 20-21 | 21 | 39 | 70 | 100 | 116 | 119 | 127 | 131 | 135 | 135 | 135 | 135 |

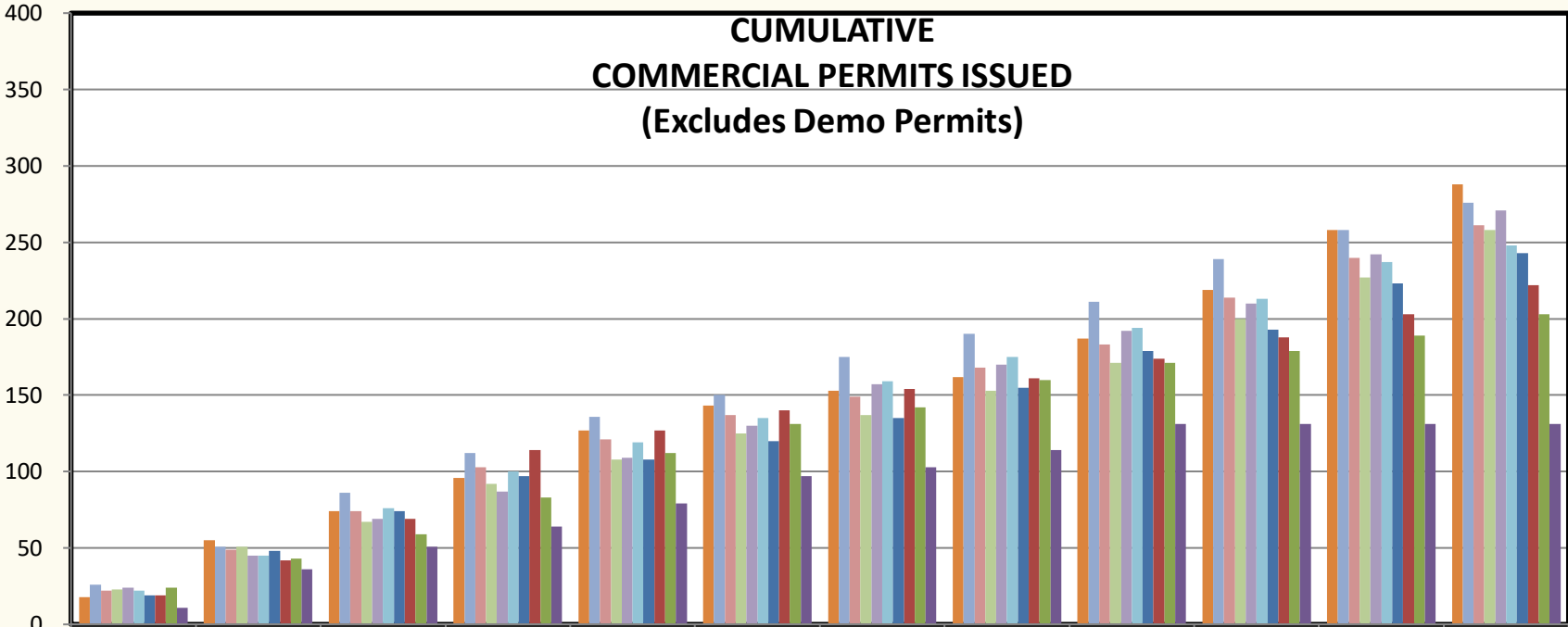
PLACER COUNTY BUILDING DEPARTMENT COMMERCIAL PERMITS ISSUED (Excludes Demo Permits)



| | JUL | AUG | SEP | OCT | NOV | DEC | JAN | FEB | MAR | APR | MAY | JUN |
|-------|-----|-----|-----|-----|-----|-----|-----|-----|-----|-----|-----|-----|
| 11-12 | 18 | 37 | 19 | 22 | 31 | 16 | 10 | 9 | 25 | 32 | 39 | 30 |
| 12-13 | 26 | 25 | 35 | 26 | 24 | 14 | 25 | 15 | 21 | 28 | 19 | 18 |
| 13-14 | 22 | 27 | 25 | 29 | 18 | 16 | 12 | 19 | 15 | 31 | 26 | 21 |
| 14-15 | 23 | 28 | 16 | 25 | 16 | 17 | 12 | 16 | 18 | 29 | 27 | 31 |
| 15-16 | 24 | 21 | 24 | 18 | 22 | 21 | 27 | 13 | 22 | 18 | 32 | 29 |
| 16-17 | 22 | 23 | 31 | 24 | 19 | 16 | 24 | 16 | 19 | 19 | 24 | 11 |
| 17-18 | 19 | 29 | 26 | 23 | 11 | 12 | 15 | 20 | 24 | 14 | 30 | 20 |
| 18-19 | 19 | 23 | 27 | 45 | 13 | 13 | 14 | 7 | 13 | 14 | 15 | 19 |
| 19-20 | 24 | 19 | 16 | 24 | 29 | 19 | 11 | 18 | 11 | 8 | 10 | 14 |
| 20-21 | 11 | 25 | 15 | 13 | 15 | 18 | 6 | 11 | 17 | | | |

PLACER COUNTY BUILDING DEPARTMENT

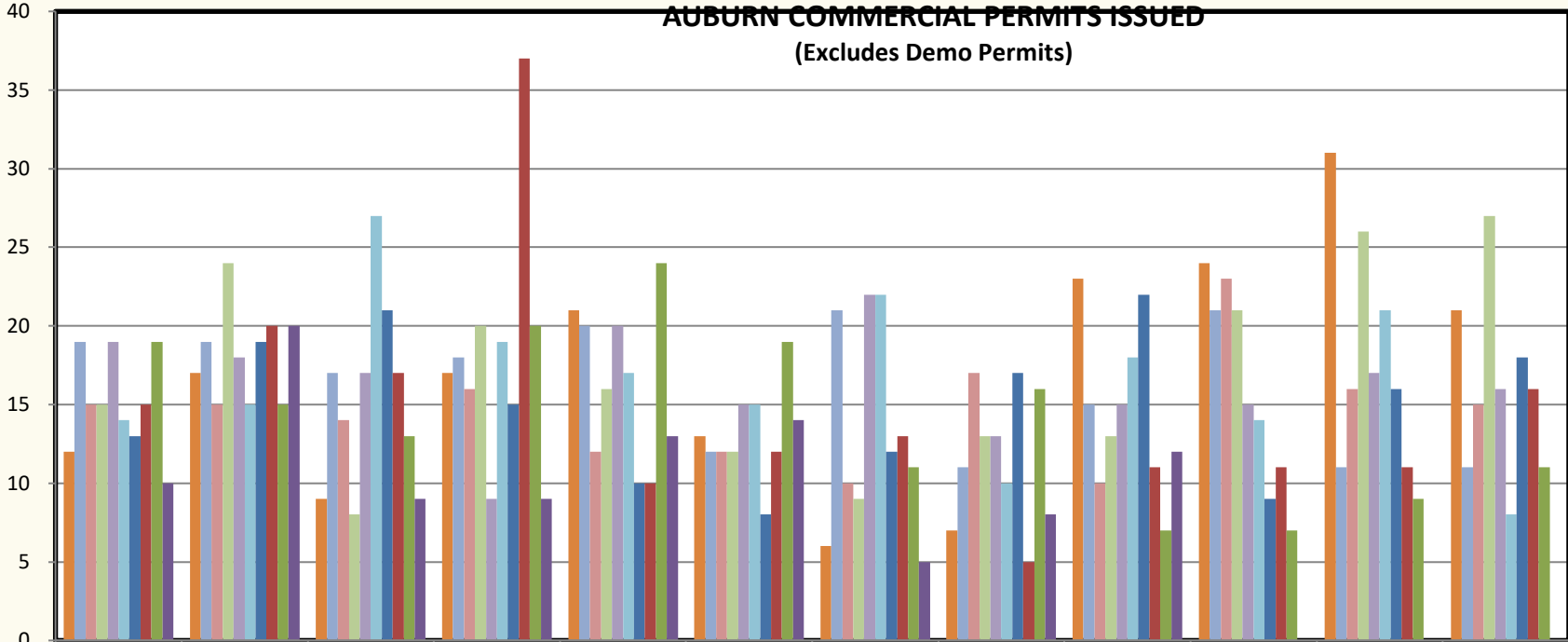
CUMULATIVE COMMERCIAL PERMITS ISSUED (Excludes Demo Permits)



| | JUL | AUG | SEPT | OCT | NOV | DEC | JAN | FEB | MAR | APR | MAY | JUN |
|-------|-----|-----|------|-----|-----|-----|-----|-----|-----|-----|-----|-----|
| 11-12 | 18 | 55 | 74 | 96 | 127 | 143 | 153 | 162 | 187 | 219 | 258 | 288 |
| 12-13 | 26 | 51 | 86 | 112 | 136 | 150 | 175 | 190 | 211 | 239 | 258 | 276 |
| 13-14 | 22 | 49 | 74 | 103 | 121 | 137 | 149 | 168 | 183 | 214 | 240 | 261 |
| 14-15 | 23 | 51 | 67 | 92 | 108 | 125 | 137 | 153 | 171 | 200 | 227 | 258 |
| 15-16 | 24 | 45 | 69 | 87 | 109 | 130 | 157 | 170 | 192 | 210 | 242 | 271 |
| 16-17 | 22 | 45 | 76 | 100 | 119 | 135 | 159 | 175 | 194 | 213 | 237 | 248 |
| 17-18 | 19 | 48 | 74 | 97 | 108 | 120 | 135 | 155 | 179 | 193 | 223 | 243 |
| 18-19 | 19 | 42 | 69 | 114 | 127 | 140 | 154 | 161 | 174 | 188 | 203 | 222 |
| 19-20 | 24 | 43 | 59 | 83 | 112 | 131 | 142 | 160 | 171 | 179 | 189 | 203 |
| 20-21 | 11 | 36 | 51 | 64 | 79 | 97 | 103 | 114 | 131 | 131 | 131 | 131 |

PLACER COUNTY BUILDING DEPARTMENT

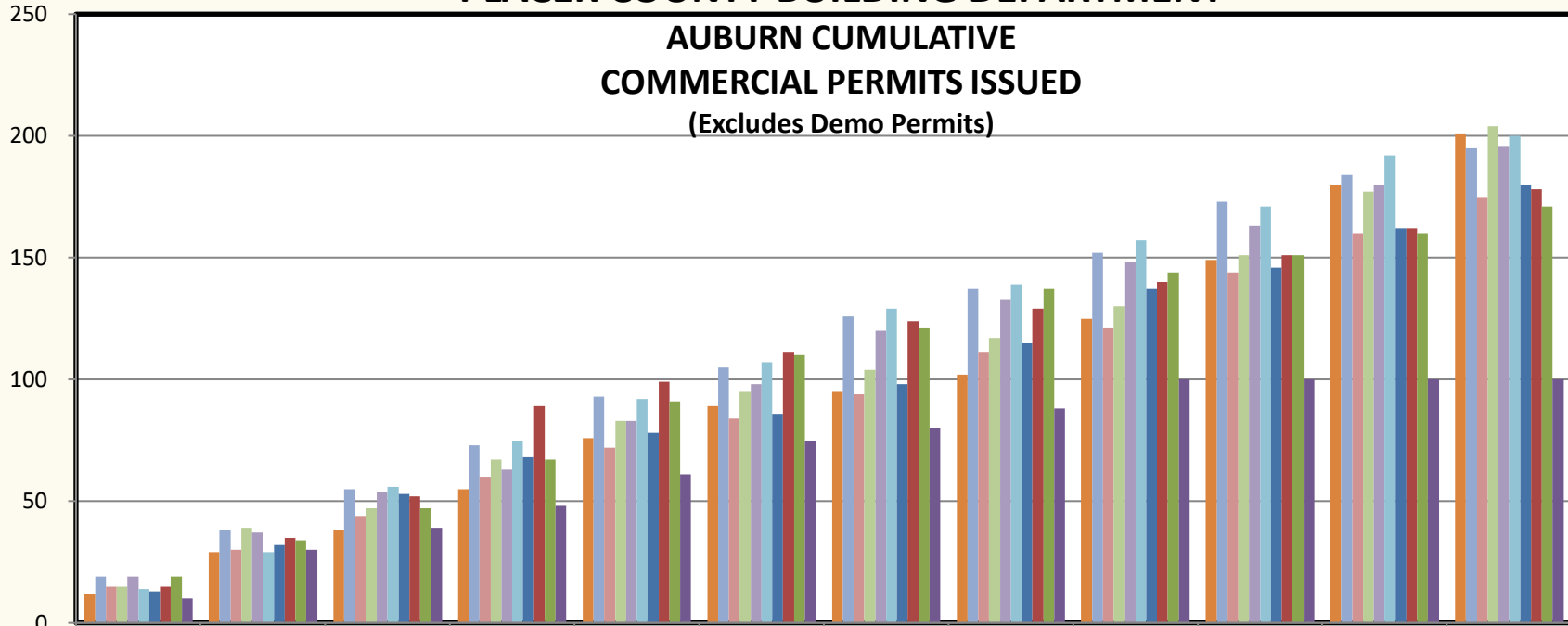
AUBURN COMMERCIAL PERMITS ISSUED (Excludes Demo Permits)



| | JUL | AUG | SEP | OCT | NOV | DEC | JAN | FEB | MAR | APR | MAY | JUN |
|-------|-----|-----|-----|-----|-----|-----|-----|-----|-----|-----|-----|-----|
| 11-12 | 12 | 17 | 9 | 17 | 21 | 13 | 6 | 7 | 23 | 24 | 31 | 21 |
| 12-13 | 19 | 19 | 17 | 18 | 20 | 12 | 21 | 11 | 15 | 21 | 11 | 11 |
| 13-14 | 15 | 15 | 14 | 16 | 12 | 12 | 10 | 17 | 10 | 23 | 16 | 15 |
| 14-15 | 15 | 24 | 8 | 20 | 16 | 12 | 9 | 13 | 13 | 21 | 26 | 27 |
| 15-16 | 19 | 18 | 17 | 9 | 20 | 15 | 22 | 13 | 15 | 15 | 17 | 16 |
| 16-17 | 14 | 15 | 27 | 19 | 17 | 15 | 22 | 10 | 18 | 14 | 21 | 8 |
| 17-18 | 13 | 19 | 21 | 15 | 10 | 8 | 12 | 17 | 22 | 9 | 16 | 18 |
| 18-19 | 15 | 20 | 17 | 37 | 10 | 12 | 13 | 5 | 11 | 11 | 11 | 16 |
| 19-20 | 19 | 15 | 13 | 20 | 24 | 19 | 11 | 16 | 7 | 7 | 9 | 11 |
| 20-21 | 10 | 20 | 9 | 9 | 13 | 14 | 5 | 8 | 12 | | | |

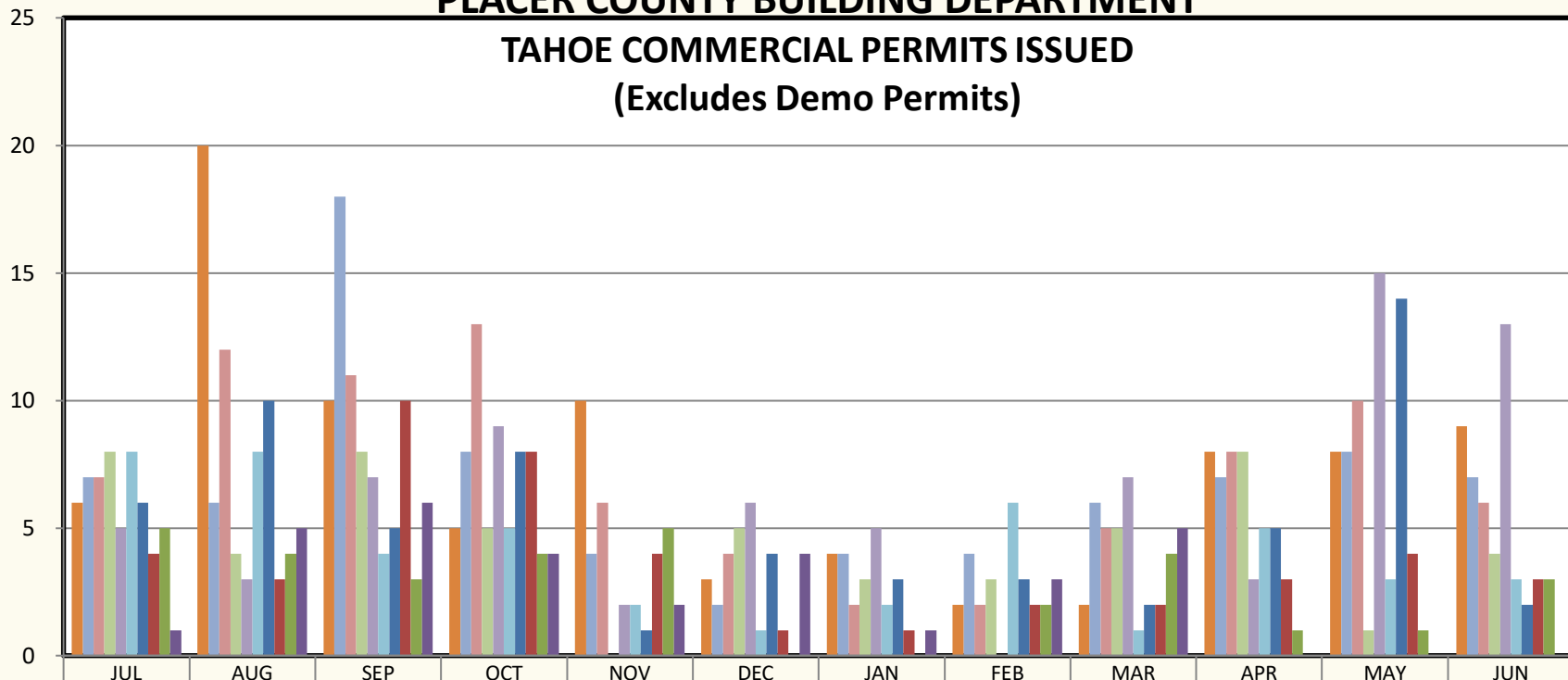
PLACER COUNTY BUILDING DEPARTMENT

AUBURN CUMULATIVE COMMERCIAL PERMITS ISSUED (Excludes Demo Permits)



| | JUL | AUG | SEPT | OCT | NOV | DEC | JAN | FEB | MAR | APR | MAY | JUN |
|-------|-----|-----|------|-----|-----|-----|-----|-----|-----|-----|-----|-----|
| 11-12 | 12 | 29 | 38 | 55 | 76 | 89 | 95 | 102 | 125 | 149 | 180 | 201 |
| 12-13 | 19 | 38 | 55 | 73 | 93 | 105 | 126 | 137 | 152 | 173 | 184 | 195 |
| 13-14 | 15 | 30 | 44 | 60 | 72 | 84 | 94 | 111 | 121 | 144 | 160 | 175 |
| 14-15 | 15 | 39 | 47 | 67 | 83 | 95 | 104 | 117 | 130 | 151 | 177 | 204 |
| 15-16 | 19 | 37 | 54 | 63 | 83 | 98 | 120 | 133 | 148 | 163 | 180 | 196 |
| 16-17 | 14 | 29 | 56 | 75 | 92 | 107 | 129 | 139 | 157 | 171 | 192 | 200 |
| 17-18 | 13 | 32 | 53 | 68 | 78 | 86 | 98 | 115 | 137 | 146 | 162 | 180 |
| 18-19 | 15 | 35 | 52 | 89 | 99 | 111 | 124 | 129 | 140 | 151 | 162 | 178 |
| 19-20 | 19 | 34 | 47 | 67 | 91 | 110 | 121 | 137 | 144 | 151 | 160 | 171 |
| 20-21 | 10 | 30 | 39 | 48 | 61 | 75 | 80 | 88 | 100 | 100 | 100 | 100 |

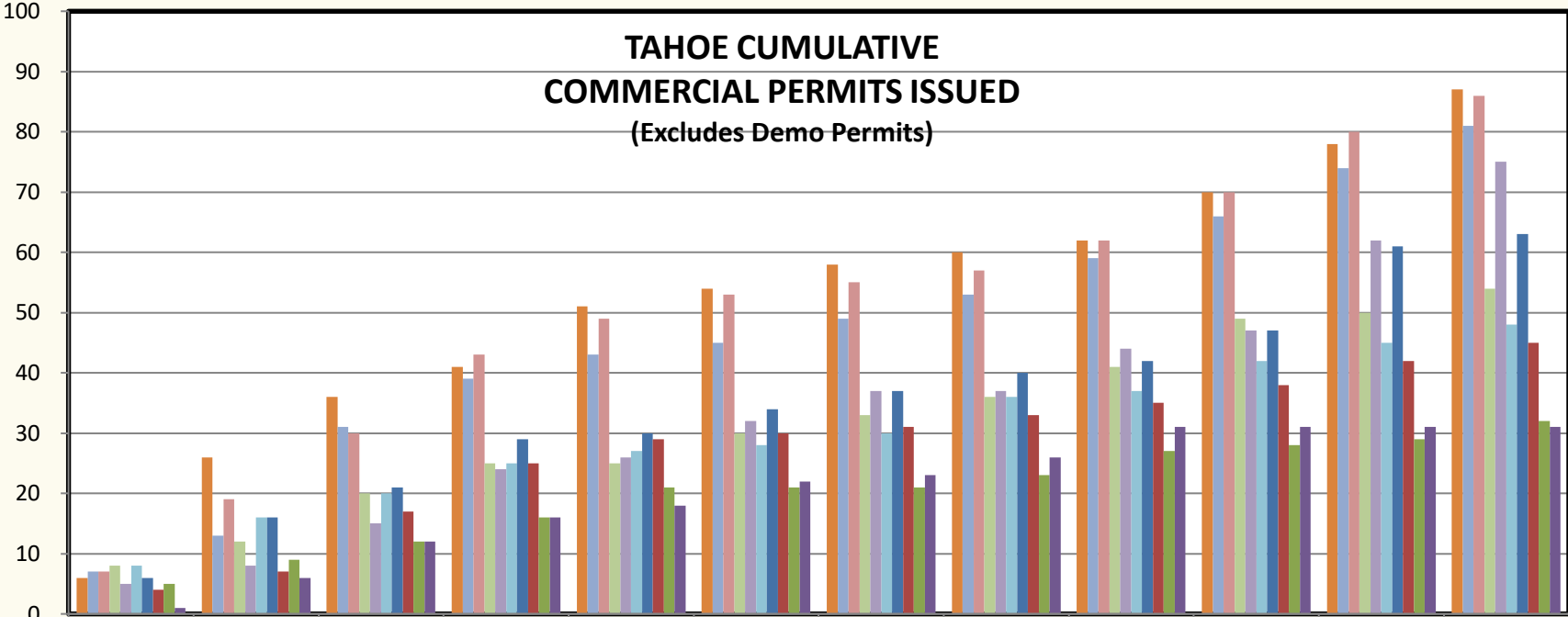
PLACER COUNTY BUILDING DEPARTMENT TAHOE COMMERCIAL PERMITS ISSUED (Excludes Demo Permits)



| | JUL | AUG | SEP | OCT | NOV | DEC | JAN | FEB | MAR | APR | MAY | JUN |
|-------|-----|-----|-----|-----|-----|-----|-----|-----|-----|-----|-----|-----|
| 11-12 | 6 | 20 | 10 | 5 | 10 | 3 | 4 | 2 | 2 | 8 | 8 | 9 |
| 12-13 | 7 | 6 | 18 | 8 | 4 | 2 | 4 | 4 | 6 | 7 | 8 | 7 |
| 13-14 | 7 | 12 | 11 | 13 | 6 | 4 | 2 | 2 | 5 | 8 | 10 | 6 |
| 14-15 | 8 | 4 | 8 | 5 | 0 | 5 | 3 | 3 | 5 | 8 | 1 | 4 |
| 15-16 | 5 | 3 | 7 | 9 | 2 | 6 | 5 | 0 | 7 | 3 | 15 | 13 |
| 16-17 | 8 | 8 | 4 | 5 | 2 | 1 | 2 | 6 | 1 | 5 | 3 | 3 |
| 17-18 | 6 | 10 | 5 | 8 | 1 | 4 | 3 | 3 | 2 | 5 | 14 | 2 |
| 18-19 | 4 | 3 | 10 | 8 | 4 | 1 | 1 | 2 | 2 | 3 | 4 | 3 |
| 19-20 | 5 | 4 | 3 | 4 | 5 | 0 | 0 | 2 | 4 | 1 | 1 | 3 |
| 20-21 | 1 | 5 | 6 | 4 | 2 | 4 | 1 | 3 | 5 | | | |

PLACER COUNTY BUILDING DEPARTMENT

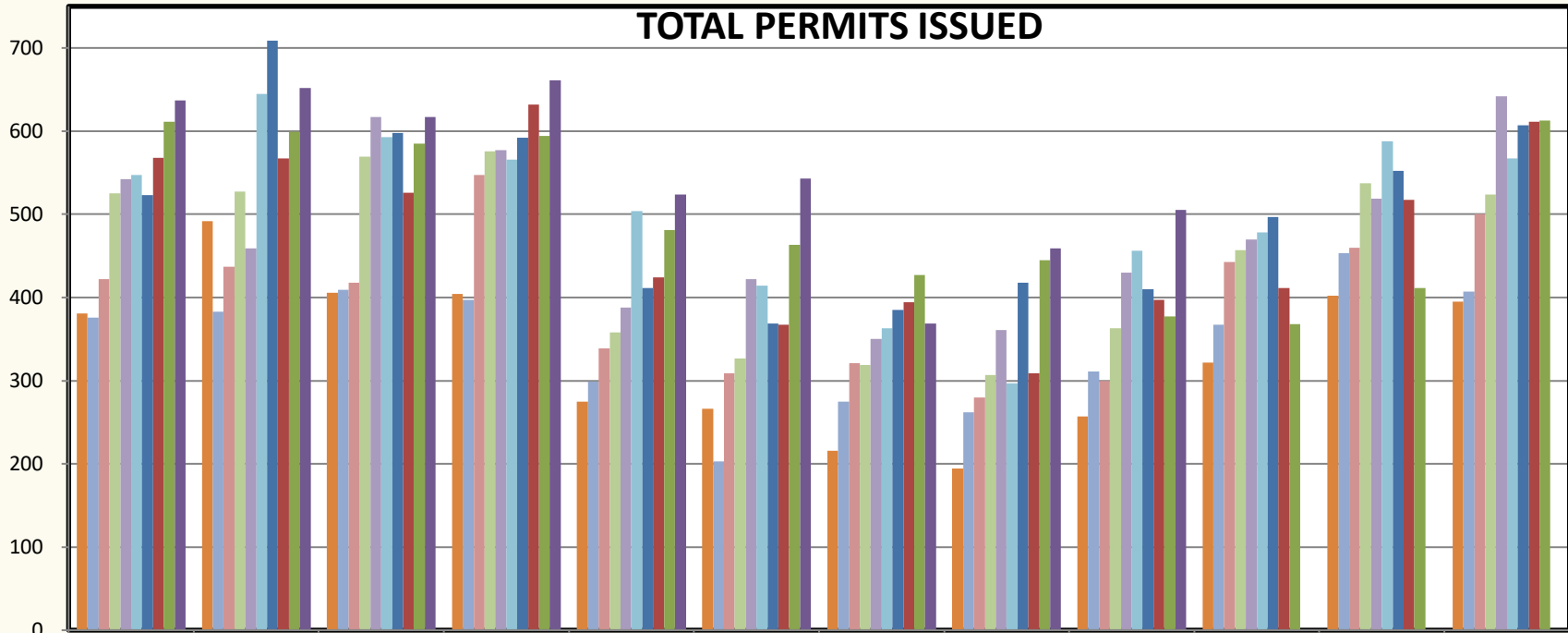
TAHOE CUMULATIVE COMMERCIAL PERMITS ISSUED (Excludes Demo Permits)



| | JUL | AUG | SEPT | OCT | NOV | DEC | JAN | FEB | MAR | APR | MAY | JUN |
|-------|-----|-----|------|-----|-----|-----|-----|-----|-----|-----|-----|-----|
| 11-12 | 6 | 26 | 36 | 41 | 51 | 54 | 58 | 60 | 62 | 70 | 78 | 87 |
| 12-13 | 7 | 13 | 31 | 39 | 43 | 45 | 49 | 53 | 59 | 66 | 74 | 81 |
| 13-14 | 7 | 19 | 30 | 43 | 49 | 53 | 55 | 57 | 62 | 70 | 80 | 86 |
| 14-15 | 8 | 12 | 20 | 25 | 25 | 30 | 33 | 36 | 41 | 49 | 50 | 54 |
| 15-16 | 5 | 8 | 15 | 24 | 26 | 32 | 37 | 37 | 44 | 47 | 62 | 75 |
| 16-17 | 8 | 16 | 20 | 25 | 27 | 28 | 30 | 36 | 37 | 42 | 45 | 48 |
| 17-18 | 6 | 16 | 21 | 29 | 30 | 34 | 37 | 40 | 42 | 47 | 61 | 63 |
| 18-19 | 4 | 7 | 17 | 25 | 29 | 30 | 31 | 33 | 35 | 38 | 42 | 45 |
| 19-20 | 5 | 9 | 12 | 16 | 21 | 21 | 21 | 23 | 27 | 28 | 29 | 32 |
| 20-21 | 1 | 6 | 12 | 16 | 18 | 22 | 23 | 26 | 31 | 31 | 31 | 31 |

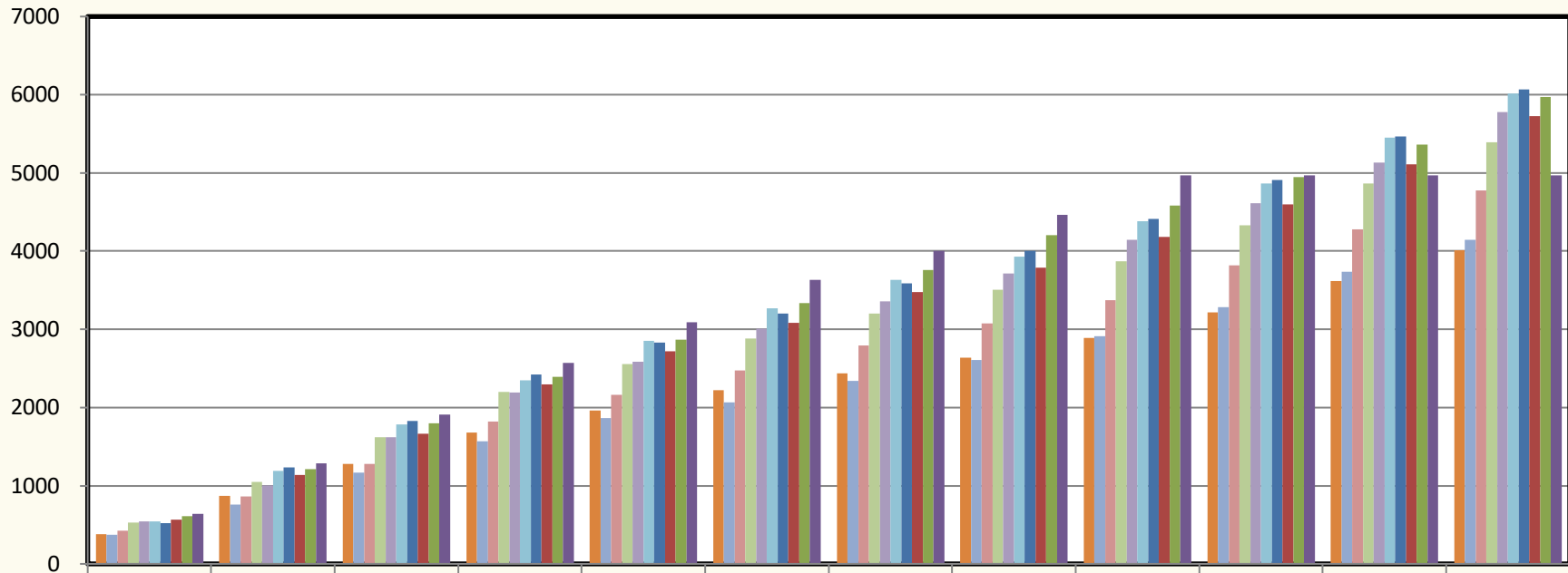
PLACER COUNTY BUILDING DEPARTMENT

TOTAL PERMITS ISSUED



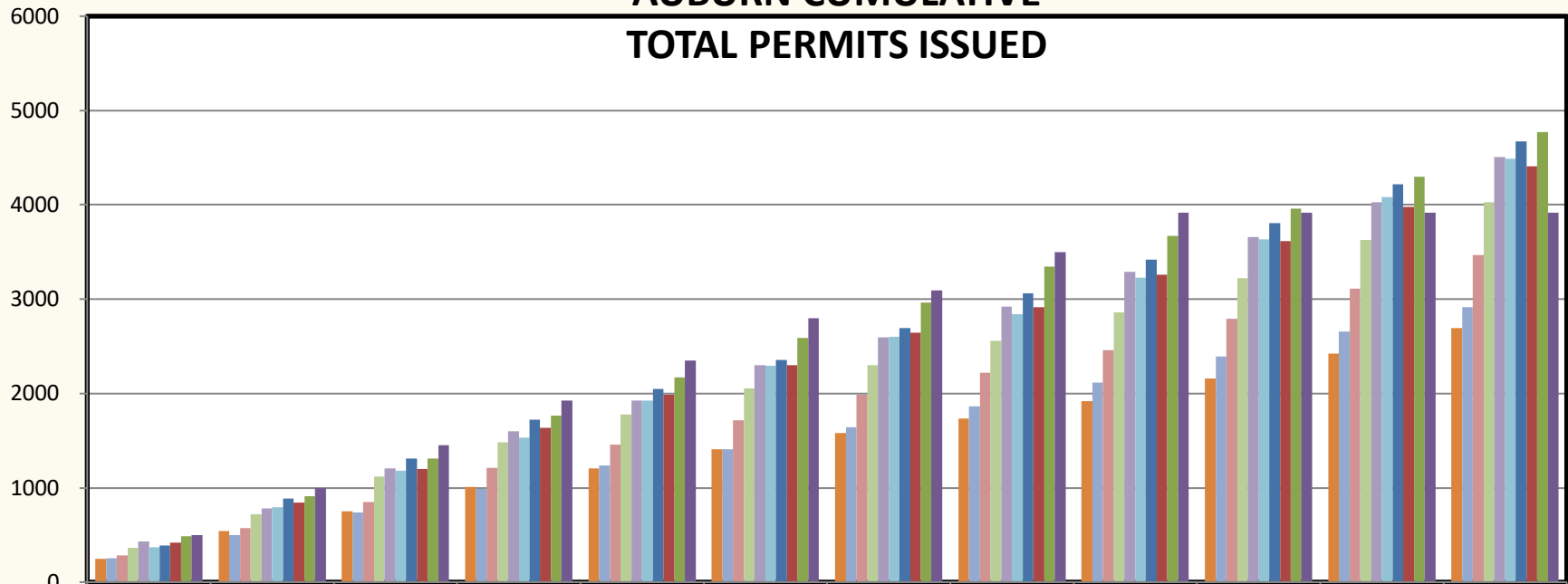
| | JUL | AUG | SEP | OCT | NOV | DEC | JAN | FEB | MAR | APR | MAY | JUN |
|-------|-----|-----|-----|-----|-----|-----|-----|-----|-----|-----|-----|-----|
| 11-12 | 381 | 492 | 406 | 404 | 275 | 266 | 216 | 194 | 257 | 322 | 402 | 395 |
| 12-13 | 376 | 383 | 409 | 397 | 299 | 203 | 275 | 262 | 311 | 367 | 453 | 407 |
| 13-14 | 422 | 437 | 418 | 547 | 339 | 309 | 321 | 280 | 300 | 443 | 460 | 500 |
| 14-15 | 525 | 527 | 569 | 576 | 358 | 327 | 319 | 307 | 363 | 457 | 537 | 524 |
| 15-16 | 542 | 459 | 617 | 577 | 388 | 422 | 350 | 361 | 430 | 470 | 519 | 642 |
| 16-17 | 547 | 645 | 593 | 566 | 504 | 414 | 363 | 297 | 456 | 478 | 588 | 567 |
| 17-18 | 523 | 709 | 598 | 592 | 411 | 369 | 385 | 418 | 410 | 497 | 552 | 607 |
| 18-19 | 568 | 567 | 526 | 632 | 424 | 367 | 394 | 309 | 397 | 411 | 517 | 611 |
| 19-20 | 611 | 599 | 585 | 594 | 481 | 463 | 427 | 445 | 377 | 368 | 411 | 613 |
| 20-21 | 637 | 652 | 617 | 661 | 524 | 543 | 369 | 459 | 505 | | | |

PLACER COUNTY BUILDING DEPARTMENT CUMULATIVE PERMITS ISSUED



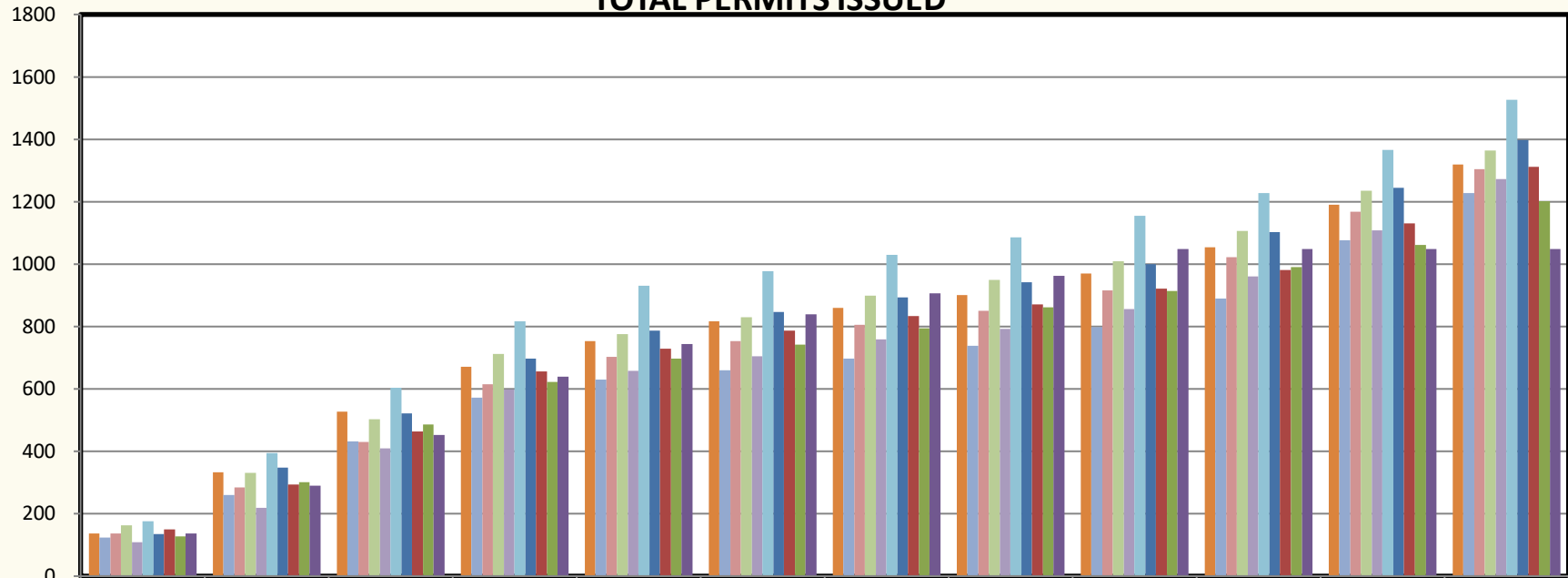
| | JUL | AUG | SEPT | OCT | NOV | DEC | JAN | FEB | MAR | APR | MAY | JUN |
|-------|-----|------|------|------|------|------|------|------|------|------|------|------|
| 11-12 | 381 | 873 | 1279 | 1683 | 1958 | 2224 | 2440 | 2634 | 2891 | 3213 | 3615 | 4010 |
| 12-13 | 376 | 759 | 1168 | 1565 | 1864 | 2067 | 2342 | 2604 | 2915 | 3282 | 3735 | 4142 |
| 13-14 | 422 | 859 | 1277 | 1824 | 2163 | 2472 | 2793 | 3073 | 3373 | 3816 | 4276 | 4776 |
| 14-15 | 525 | 1052 | 1621 | 2197 | 2555 | 2882 | 3201 | 3508 | 3871 | 4328 | 4865 | 5389 |
| 15-16 | 542 | 1001 | 1618 | 2195 | 2583 | 3005 | 3355 | 3716 | 4146 | 4616 | 5135 | 5777 |
| 16-17 | 547 | 1192 | 1785 | 2351 | 2855 | 3269 | 3632 | 3929 | 4385 | 4863 | 5451 | 6018 |
| 17-18 | 523 | 1232 | 1830 | 2422 | 2833 | 3202 | 3587 | 4005 | 4415 | 4912 | 5464 | 6071 |
| 18-19 | 568 | 1135 | 1661 | 2293 | 2717 | 3084 | 3478 | 3787 | 4184 | 4595 | 5112 | 5723 |
| 19-20 | 611 | 1210 | 1795 | 2389 | 2870 | 3333 | 3760 | 4205 | 4582 | 4950 | 5361 | 5974 |
| 20-21 | 637 | 1289 | 1906 | 2567 | 3091 | 3634 | 4003 | 4462 | 4967 | 4967 | 4967 | 4967 |

PLACER COUNTY BUILDING DEPARTMENT AUBURN CUMULATIVE TOTAL PERMITS ISSUED



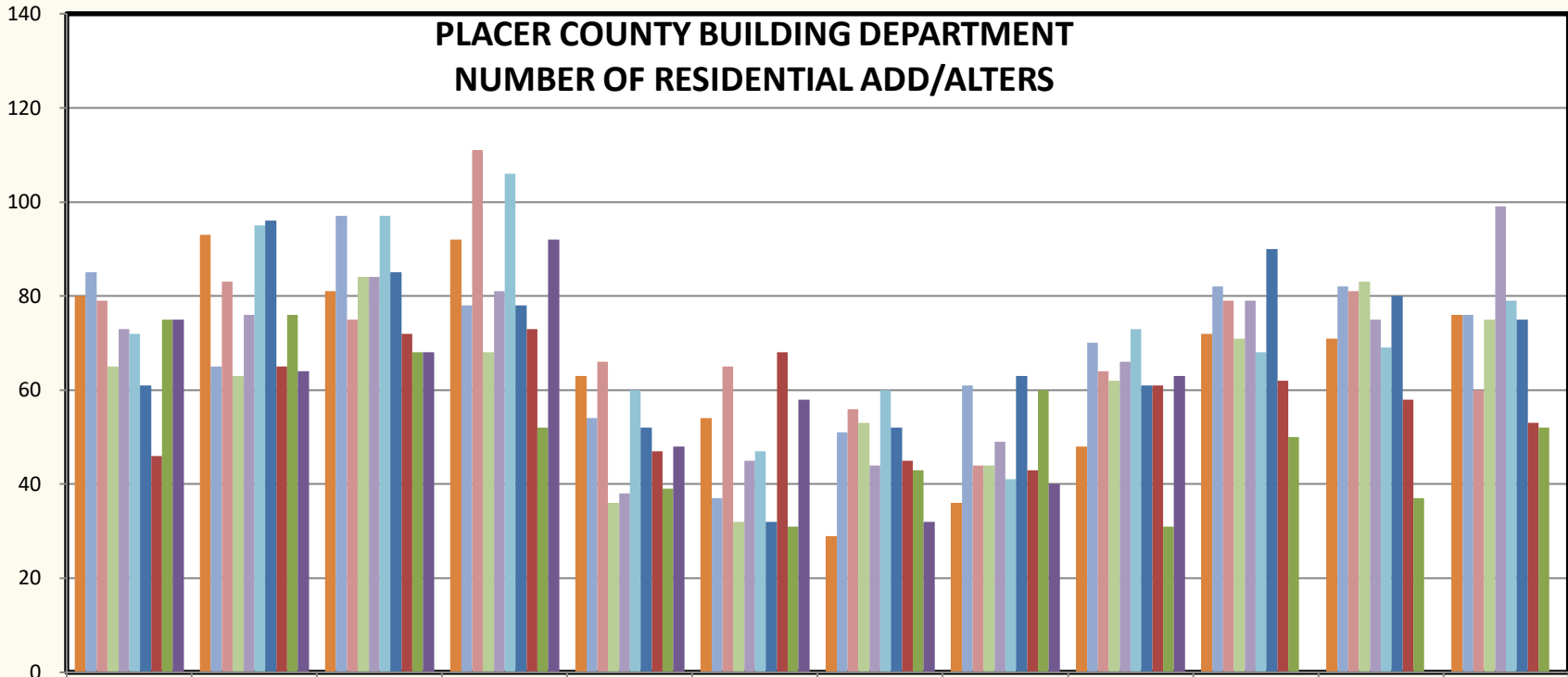
| | JUL | AUG | SEPT | OCT | NOV | DEC | JAN | FEB | MAR | APR | MAY | JUN |
|-------|-----|------|------|------|------|------|------|------|------|------|------|------|
| 11-12 | 244 | 540 | 752 | 1012 | 1204 | 1408 | 1581 | 1734 | 1921 | 2159 | 2425 | 2691 |
| 12-13 | 253 | 499 | 737 | 993 | 1235 | 1408 | 1645 | 1865 | 2117 | 2393 | 2659 | 2915 |
| 13-14 | 286 | 574 | 847 | 1210 | 1461 | 1719 | 1988 | 2223 | 2458 | 2793 | 3109 | 3471 |
| 14-15 | 362 | 721 | 1119 | 1484 | 1780 | 2053 | 2303 | 2558 | 2861 | 3222 | 3630 | 4025 |
| 15-16 | 433 | 782 | 1208 | 1597 | 1925 | 2301 | 2596 | 2924 | 3290 | 3656 | 4027 | 4505 |
| 16-17 | 371 | 797 | 1181 | 1534 | 1924 | 2292 | 2603 | 2843 | 3231 | 3636 | 4085 | 4491 |
| 17-18 | 388 | 885 | 1309 | 1725 | 2046 | 2356 | 2694 | 3063 | 3416 | 3809 | 4219 | 4674 |
| 18-19 | 419 | 842 | 1197 | 1637 | 1988 | 2298 | 2644 | 2916 | 3262 | 3613 | 3981 | 4411 |
| 19-20 | 484 | 909 | 1309 | 1767 | 2172 | 2591 | 2965 | 3343 | 3668 | 3959 | 4299 | 4772 |
| 20-21 | 500 | 1000 | 1453 | 1927 | 2348 | 2795 | 3096 | 3499 | 3918 | 3918 | 3918 | 3918 |

PLACER COUNTY BUILDING DEPARTMENT TAHOE CUMULATIVE TOTAL PERMITS ISSUED



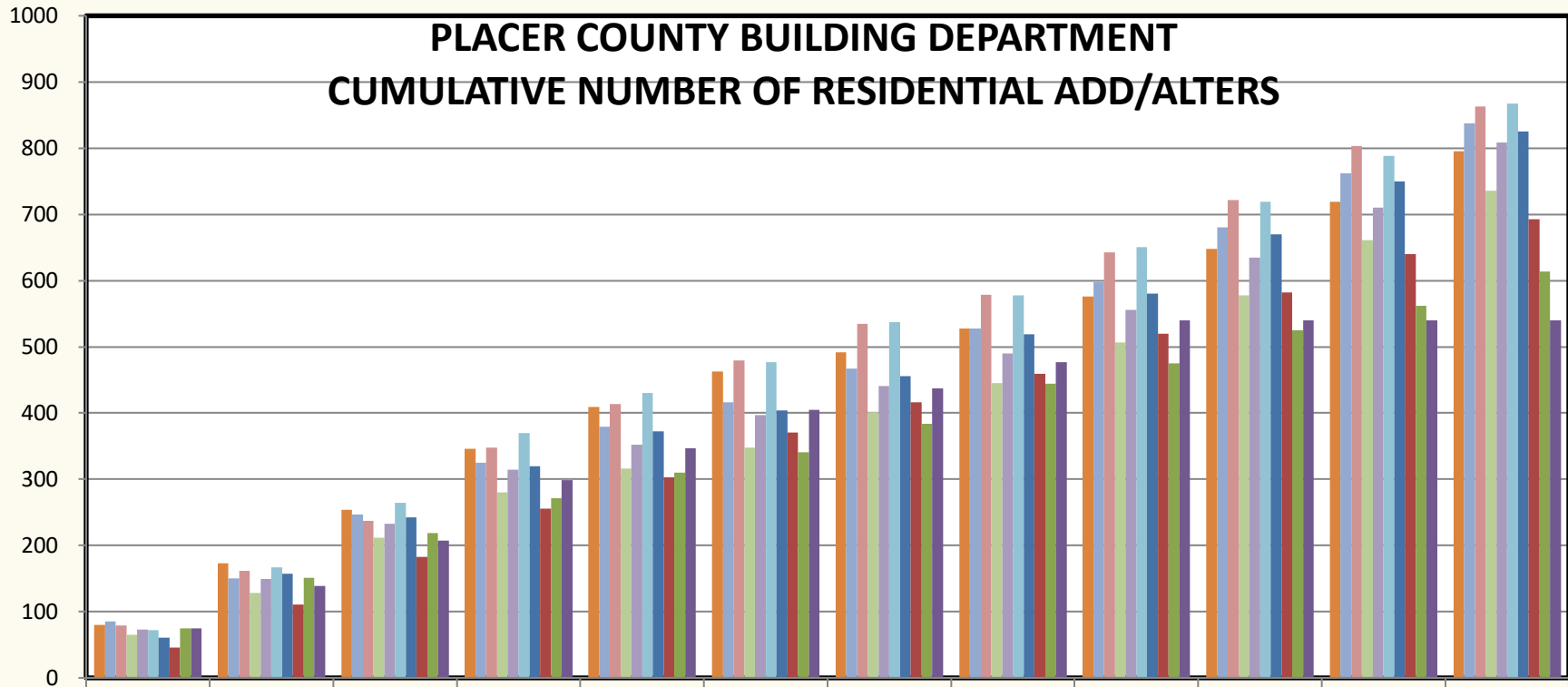
| | JUL | AUG | SEPT | OCT | NOV | DEC | JAN | FEB | MAR | APR | MAY | JUN |
|-------|-----|-----|------|-----|-----|-----|------|------|------|------|------|------|
| 11-12 | 137 | 333 | 527 | 671 | 754 | 816 | 859 | 900 | 970 | 1054 | 1190 | 1319 |
| 12-13 | 123 | 260 | 431 | 572 | 629 | 659 | 697 | 739 | 798 | 889 | 1076 | 1227 |
| 13-14 | 136 | 285 | 430 | 614 | 702 | 753 | 805 | 850 | 915 | 1023 | 1167 | 1305 |
| 14-15 | 163 | 331 | 502 | 713 | 775 | 829 | 898 | 950 | 1010 | 1106 | 1235 | 1364 |
| 15-16 | 109 | 219 | 410 | 598 | 658 | 704 | 759 | 792 | 856 | 960 | 1108 | 1272 |
| 16-17 | 176 | 395 | 604 | 817 | 931 | 977 | 1029 | 1086 | 1154 | 1227 | 1366 | 1527 |
| 17-18 | 135 | 347 | 521 | 697 | 787 | 846 | 893 | 942 | 999 | 1103 | 1245 | 1397 |
| 18-19 | 149 | 293 | 464 | 656 | 729 | 786 | 834 | 871 | 922 | 982 | 1131 | 1312 |
| 19-20 | 127 | 301 | 486 | 622 | 698 | 742 | 795 | 862 | 914 | 991 | 1062 | 1202 |
| 20-21 | 137 | 289 | 453 | 640 | 743 | 839 | 907 | 963 | 1049 | 1049 | 1049 | 1049 |

PLACER COUNTY BUILDING DEPARTMENT NUMBER OF RESIDENTIAL ADD/ALTERS



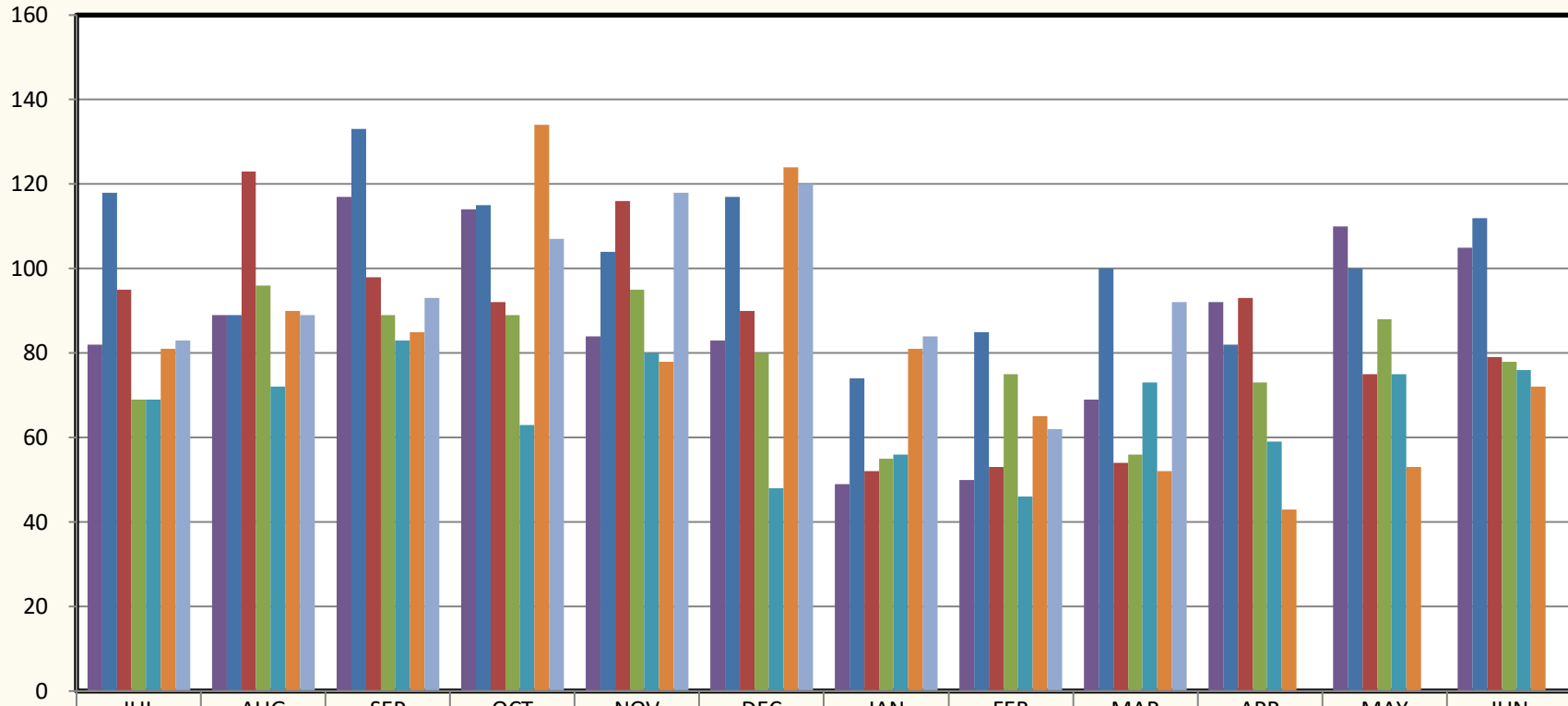
| | JUL | AUG | SEP | OCT | NOV | DEC | JAN | FEB | MAR | APR | MAY | JUN |
|-------|-----|-----|-----|-----|-----|-----|-----|-----|-----|-----|-----|-----|
| 11-12 | 80 | 93 | 81 | 92 | 63 | 54 | 29 | 36 | 48 | 72 | 71 | 76 |
| 12-13 | 85 | 65 | 97 | 78 | 54 | 37 | 51 | 61 | 70 | 82 | 82 | 76 |
| 13-14 | 79 | 83 | 75 | 111 | 66 | 65 | 56 | 44 | 64 | 79 | 81 | 60 |
| 14-15 | 65 | 63 | 84 | 68 | 36 | 32 | 53 | 44 | 62 | 71 | 83 | 75 |
| 15-16 | 73 | 76 | 84 | 81 | 38 | 45 | 44 | 49 | 66 | 79 | 75 | 99 |
| 16-17 | 72 | 95 | 97 | 106 | 60 | 47 | 60 | 41 | 73 | 68 | 69 | 79 |
| 17-18 | 61 | 96 | 85 | 78 | 52 | 32 | 52 | 63 | 61 | 90 | 80 | 75 |
| 18-19 | 46 | 65 | 72 | 73 | 47 | 68 | 45 | 43 | 61 | 62 | 58 | 53 |
| 19-20 | 75 | 76 | 68 | 52 | 39 | 31 | 43 | 60 | 31 | 50 | 37 | 52 |
| 20-21 | 75 | 64 | 68 | 92 | 48 | 58 | 32 | 40 | 63 | | | |

PLACER COUNTY BUILDING DEPARTMENT CUMULATIVE NUMBER OF RESIDENTIAL ADD/ALTERS



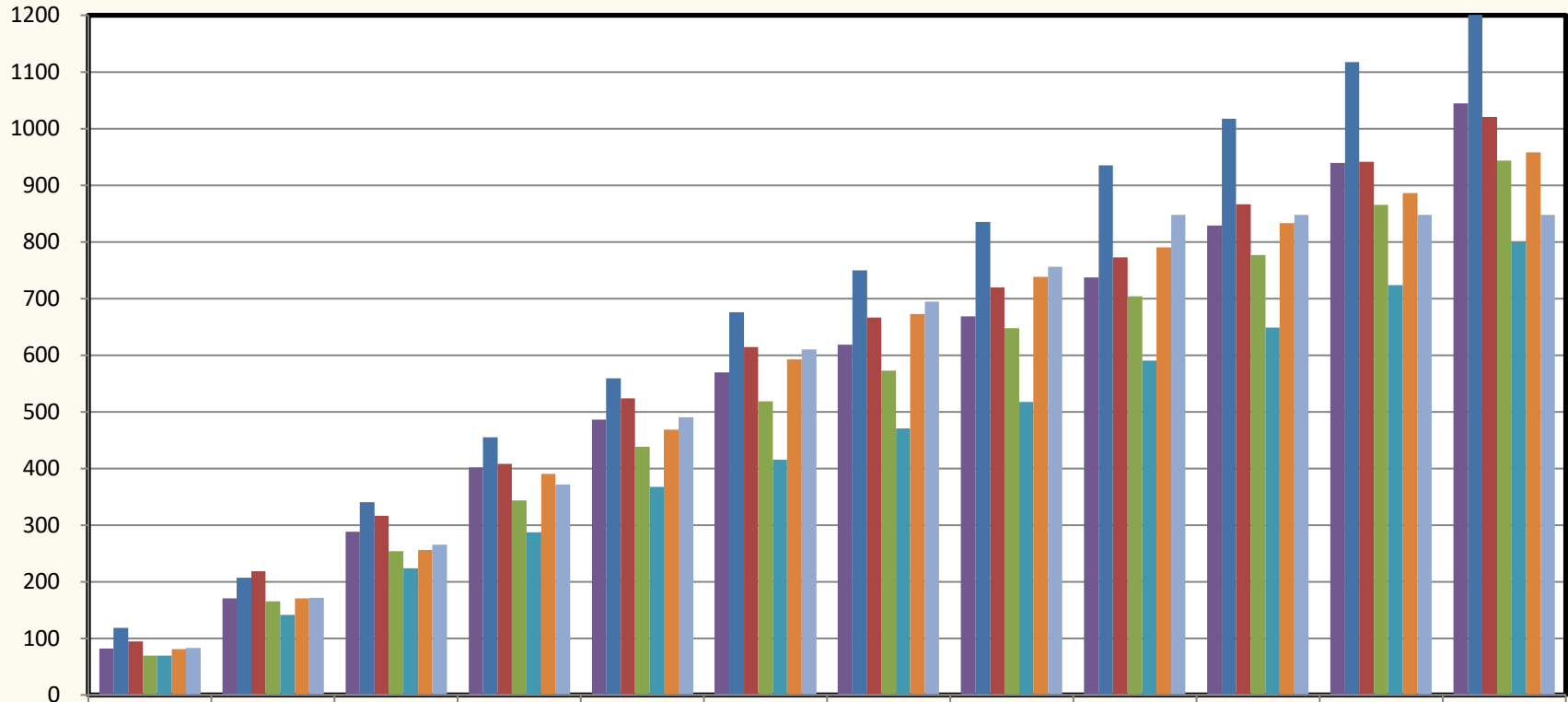
| | JUL | AUG | SEP | OCT | NOV | DEC | JAN | FEB | MAR | APR | MAY | JUN |
|-------|-----|-----|-----|-----|-----|-----|-----|-----|-----|-----|-----|-----|
| 11-12 | 80 | 173 | 254 | 346 | 409 | 463 | 492 | 528 | 576 | 648 | 719 | 795 |
| 12-13 | 85 | 150 | 247 | 325 | 379 | 416 | 467 | 528 | 598 | 680 | 762 | 838 |
| 13-14 | 79 | 162 | 237 | 348 | 414 | 479 | 535 | 579 | 643 | 722 | 803 | 863 |
| 14-15 | 65 | 128 | 212 | 280 | 316 | 348 | 401 | 445 | 507 | 578 | 661 | 736 |
| 15-16 | 73 | 149 | 233 | 314 | 352 | 397 | 441 | 490 | 556 | 635 | 710 | 809 |
| 16-17 | 72 | 167 | 264 | 370 | 430 | 477 | 537 | 578 | 651 | 719 | 788 | 867 |
| 17-18 | 61 | 157 | 242 | 320 | 372 | 404 | 456 | 519 | 580 | 670 | 750 | 825 |
| 18-19 | 46 | 111 | 183 | 256 | 303 | 371 | 416 | 459 | 520 | 582 | 640 | 693 |
| 19-20 | 75 | 151 | 219 | 271 | 310 | 341 | 384 | 444 | 475 | 525 | 562 | 614 |
| 20-21 | 75 | 139 | 207 | 299 | 347 | 405 | 437 | 477 | 540 | 540 | 540 | 540 |

PLACER COUNTY BUILDING DEPARTMENT NUMBER OF RESIDENTIAL SOLAR PERMITS



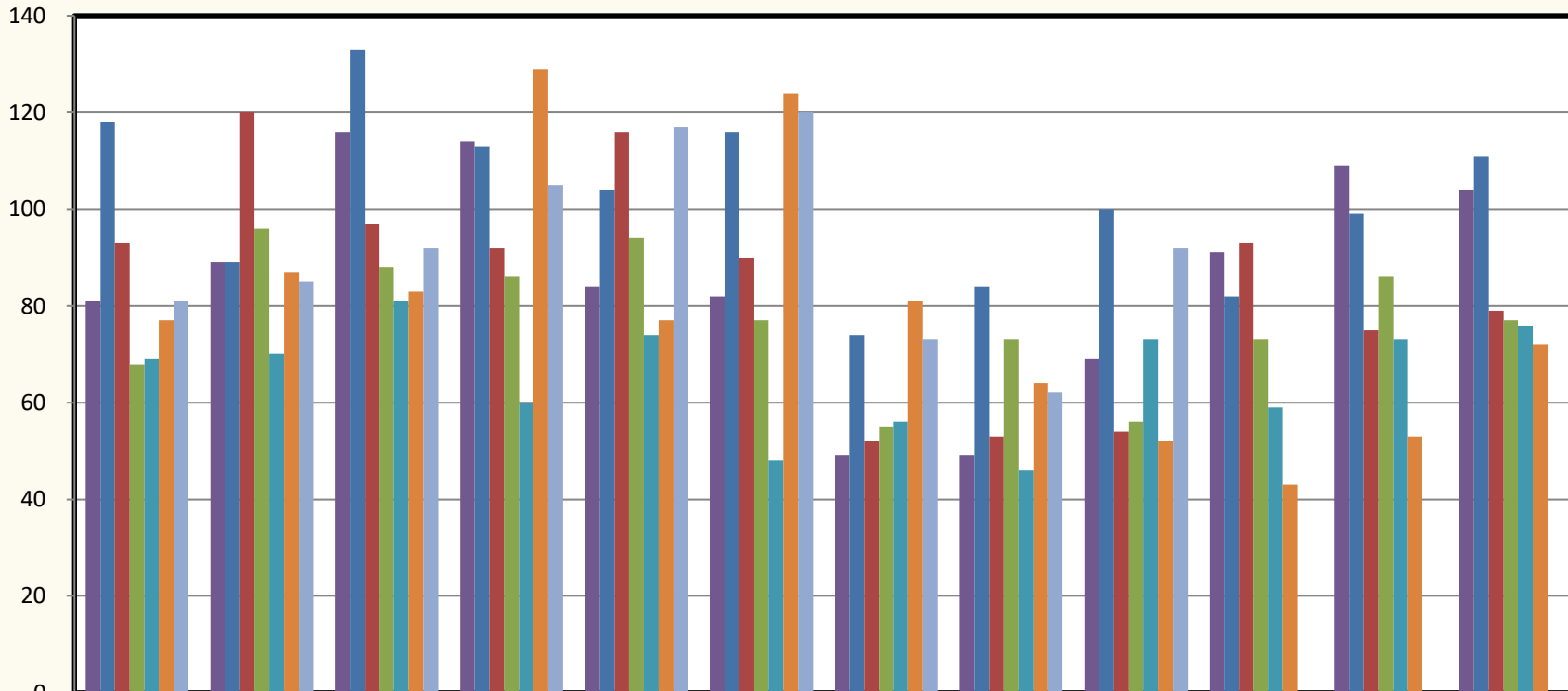
| | JUL | AUG | SEP | OCT | NOV | DEC | JAN | FEB | MAR | APR | MAY | JUN |
|---------|-----|-----|-----|-----|-----|-----|-----|-----|-----|-----|-----|-----|
| ■ 14-15 | 82 | 89 | 117 | 114 | 84 | 83 | 49 | 50 | 69 | 92 | 110 | 105 |
| ■ 15-16 | 118 | 89 | 133 | 115 | 104 | 117 | 74 | 85 | 100 | 82 | 100 | 112 |
| ■ 16-17 | 95 | 123 | 98 | 92 | 116 | 90 | 52 | 53 | 54 | 93 | 75 | 79 |
| ■ 17-18 | 69 | 96 | 89 | 89 | 95 | 80 | 55 | 75 | 56 | 73 | 88 | 78 |
| ■ 18-19 | 69 | 72 | 83 | 63 | 80 | 48 | 56 | 46 | 73 | 59 | 75 | 76 |
| ■ 19-20 | 81 | 90 | 85 | 134 | 78 | 124 | 81 | 65 | 52 | 43 | 53 | 72 |
| ■ 20-21 | 83 | 89 | 93 | 107 | 118 | 120 | 84 | 62 | 92 | | | |

PLACER COUNTY BUILDING DEPARTMENT CUMULATIVE NUMBER OF RESIDENTIAL SOLAR PERMITS



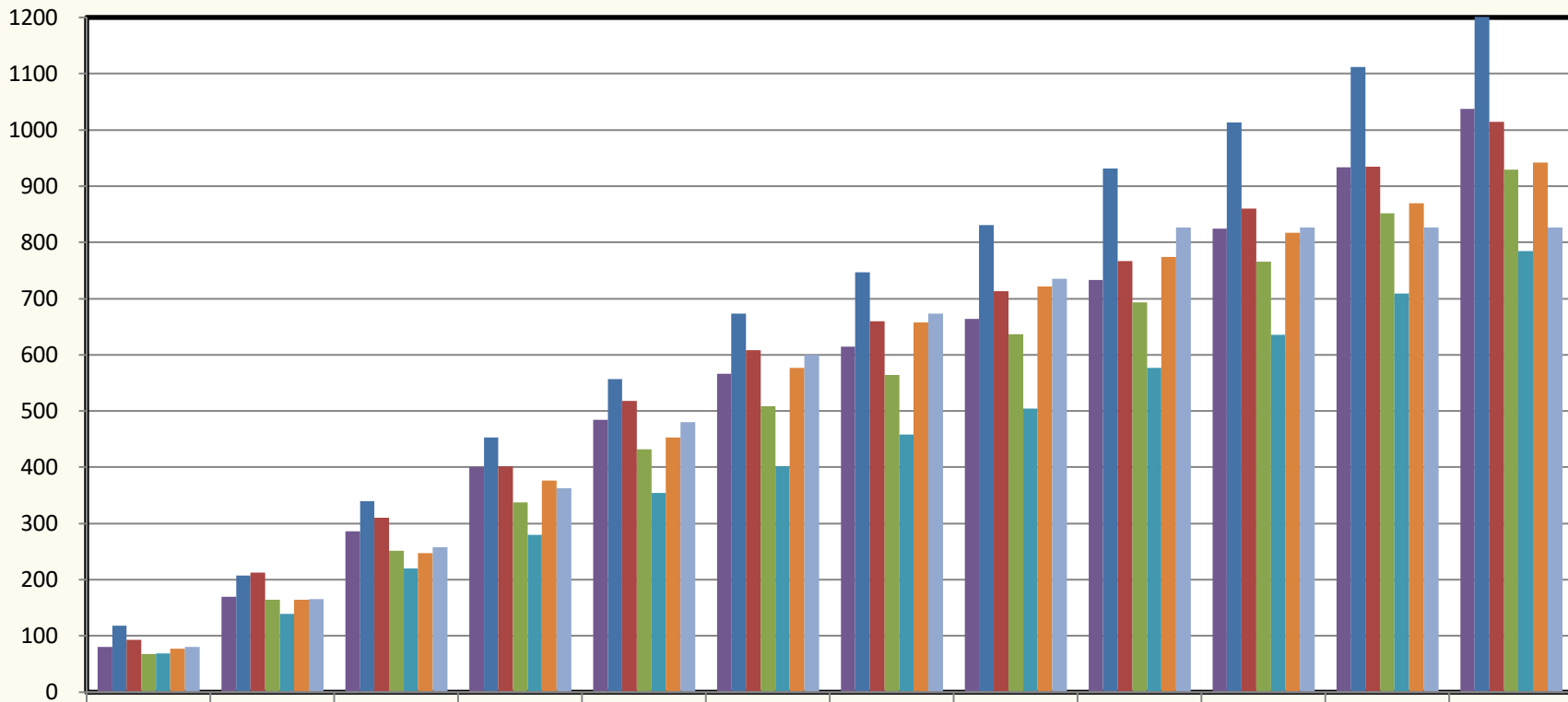
| | JUL | AUG | SEP | OCT | NOV | DEC | JAN | FEB | MAR | APR | MAY | JUN |
|-------|-----|-----|-----|-----|-----|-----|-----|-----|-----|------|------|------|
| 14-15 | 82 | 171 | 288 | 402 | 486 | 569 | 618 | 668 | 737 | 829 | 939 | 1044 |
| 15-16 | 118 | 207 | 340 | 455 | 559 | 676 | 750 | 835 | 935 | 1017 | 1117 | 1229 |
| 16-17 | 95 | 218 | 316 | 408 | 524 | 614 | 666 | 719 | 773 | 866 | 941 | 1020 |
| 17-18 | 69 | 165 | 254 | 343 | 438 | 518 | 573 | 648 | 704 | 777 | 865 | 943 |
| 18-19 | 69 | 141 | 224 | 287 | 367 | 415 | 471 | 517 | 590 | 649 | 724 | 800 |
| 19-20 | 81 | 171 | 256 | 390 | 468 | 592 | 673 | 738 | 790 | 833 | 886 | 958 |
| 20-21 | 83 | 172 | 265 | 372 | 490 | 610 | 694 | 756 | 848 | 848 | 848 | 848 |

PLACER COUNTY BUILDING DEPARTMENT AUBURN - NUMBER OF RESIDENTIAL SOLAR PERMITS



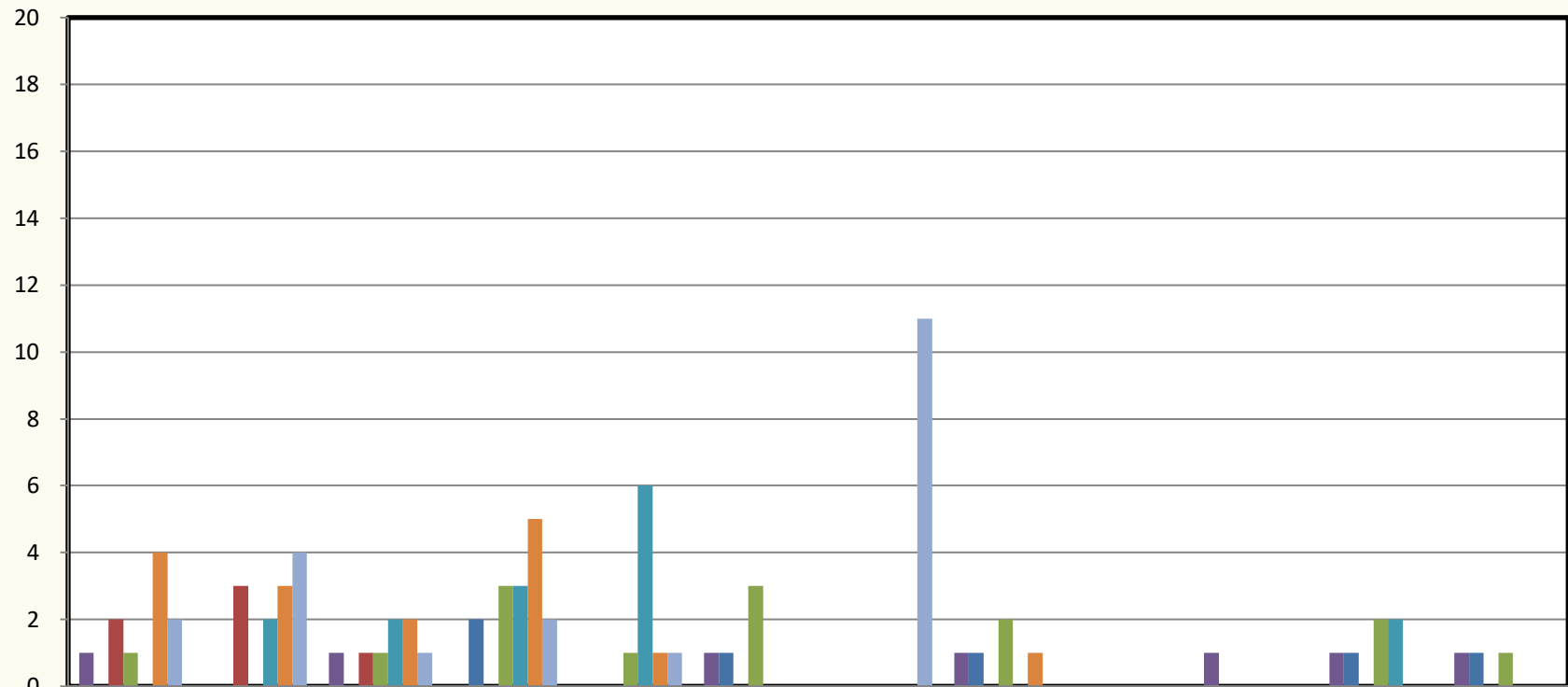
| | JUL | AUG | SEP | OCT | NOV | DEC | JAN | FEB | MAR | APR | MAY | JUN |
|---------|-----|-----|-----|-----|-----|-----|-----|-----|-----|-----|-----|-----|
| ■ 14-15 | 81 | 89 | 116 | 114 | 84 | 82 | 49 | 49 | 69 | 91 | 109 | 104 |
| ■ 15-16 | 118 | 89 | 133 | 113 | 104 | 116 | 74 | 84 | 100 | 82 | 99 | 111 |
| ■ 16-17 | 93 | 120 | 97 | 92 | 116 | 90 | 52 | 53 | 54 | 93 | 75 | 79 |
| ■ 17-18 | 68 | 96 | 88 | 86 | 94 | 77 | 55 | 73 | 56 | 73 | 86 | 77 |
| ■ 18-19 | 69 | 70 | 81 | 60 | 74 | 48 | 56 | 46 | 73 | 59 | 73 | 76 |
| ■ 19-20 | 77 | 87 | 83 | 129 | 77 | 124 | 81 | 64 | 52 | 43 | 53 | 72 |
| ■ 20-21 | 81 | 85 | 92 | 105 | 117 | 120 | 73 | 62 | 92 | | | |

PLACER COUNTY BUILDING DEPARTMENT AUBURN - CUMULATIVE NUMBER OF RESIDENTIAL SOLAR PERMITS



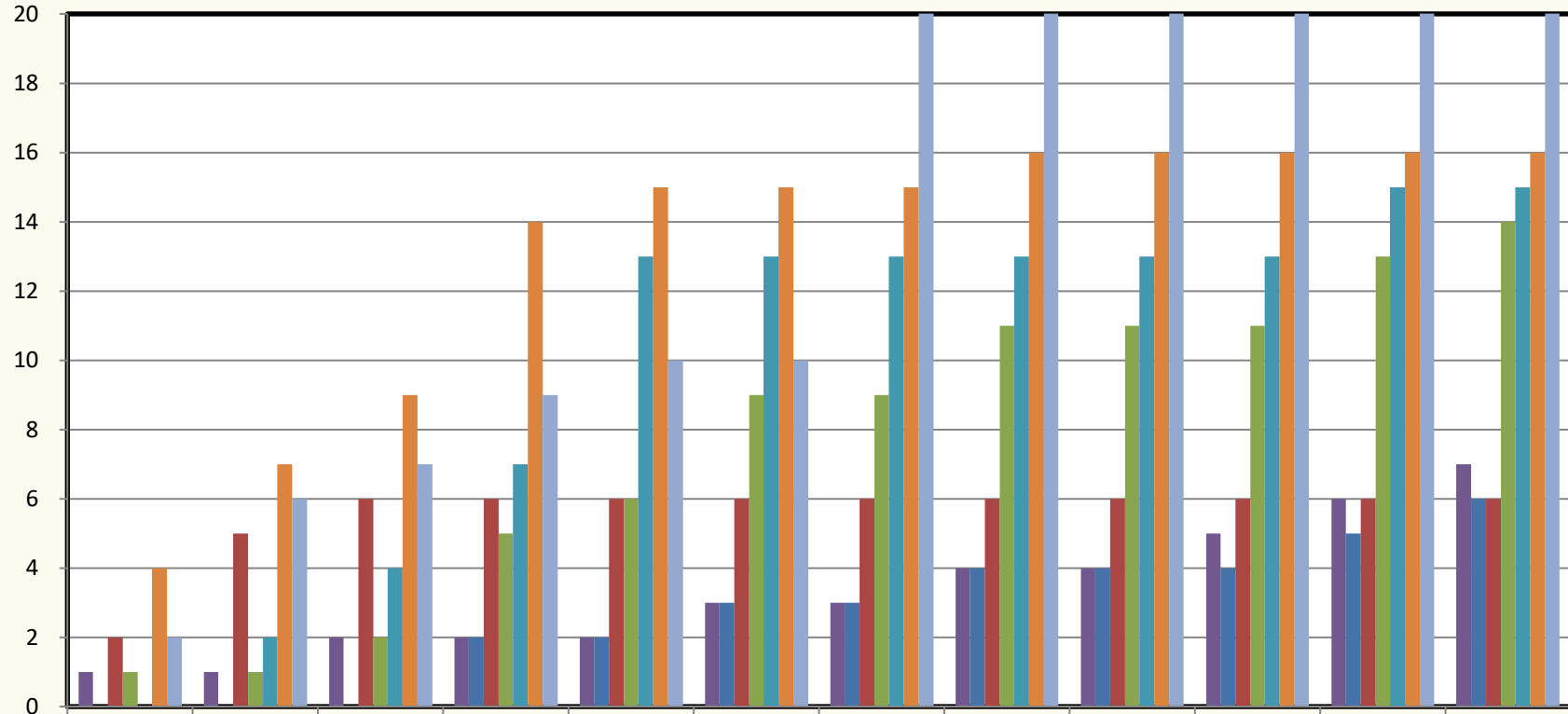
| | JUL | AUG | SEP | OCT | NOV | DEC | JAN | FEB | MAR | APR | MAY | JUN |
|-------|-----|-----|-----|-----|-----|-----|-----|-----|-----|------|------|------|
| 14-15 | 81 | 170 | 286 | 400 | 484 | 566 | 615 | 664 | 733 | 824 | 933 | 1037 |
| 15-16 | 118 | 207 | 340 | 453 | 557 | 673 | 747 | 831 | 931 | 1013 | 1112 | 1223 |
| 16-17 | 93 | 213 | 310 | 402 | 518 | 608 | 660 | 713 | 767 | 860 | 935 | 1014 |
| 17-18 | 68 | 164 | 252 | 338 | 432 | 509 | 564 | 637 | 693 | 766 | 852 | 929 |
| 18-19 | 69 | 139 | 220 | 280 | 354 | 402 | 458 | 504 | 577 | 636 | 709 | 785 |
| 19-20 | 77 | 164 | 247 | 376 | 453 | 577 | 658 | 722 | 774 | 817 | 870 | 942 |
| 20-21 | 81 | 166 | 258 | 363 | 480 | 600 | 673 | 735 | 827 | 827 | 827 | 827 |

PLACER COUNTY BUILDING DEPARTMENT TAHOE - NUMBER OF RESIDENTIAL SOLAR PERMITS



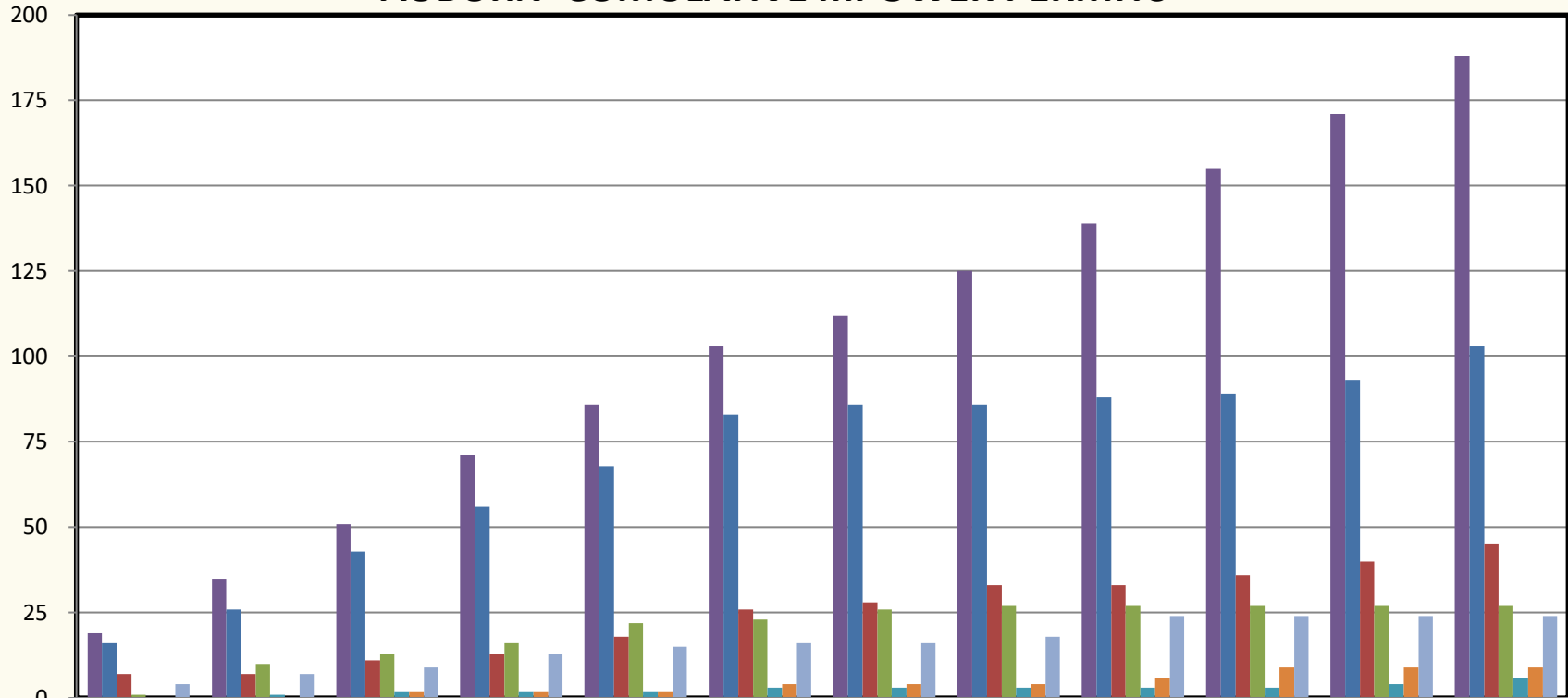
| | JUL | AUG | SEP | OCT | NOV | DEC | JAN | FEB | MAR | APR | MAY | JUN |
|---------|-----|-----|-----|-----|-----|-----|-----|-----|-----|-----|-----|-----|
| ■ 14-15 | 1 | 0 | 1 | 0 | 0 | 1 | 0 | 1 | 0 | 1 | 1 | 1 |
| ■ 15-16 | 0 | 0 | 0 | 2 | 0 | 1 | 0 | 1 | 0 | 0 | 1 | 1 |
| ■ 16-17 | 2 | 3 | 1 | 0 | 0 | 0 | 0 | 0 | 0 | 0 | 0 | 0 |
| ■ 17-18 | 1 | 0 | 1 | 3 | 1 | 3 | 0 | 2 | 0 | 0 | 2 | 1 |
| ■ 18-19 | 0 | 2 | 2 | 3 | 6 | 0 | 0 | 0 | 0 | 0 | 2 | 0 |
| ■ 19-20 | 4 | 3 | 2 | 5 | 1 | 0 | 0 | 1 | 0 | 0 | 0 | 0 |
| ■ 20-21 | 2 | 4 | 1 | 2 | 1 | 0 | 11 | 0 | 0 | | | |

PLACER COUNTY BUILDING DEPARTMENT TAHOE - CUMULATIVE NUMBER OF RESIDENTIAL SOLAR PERMITS



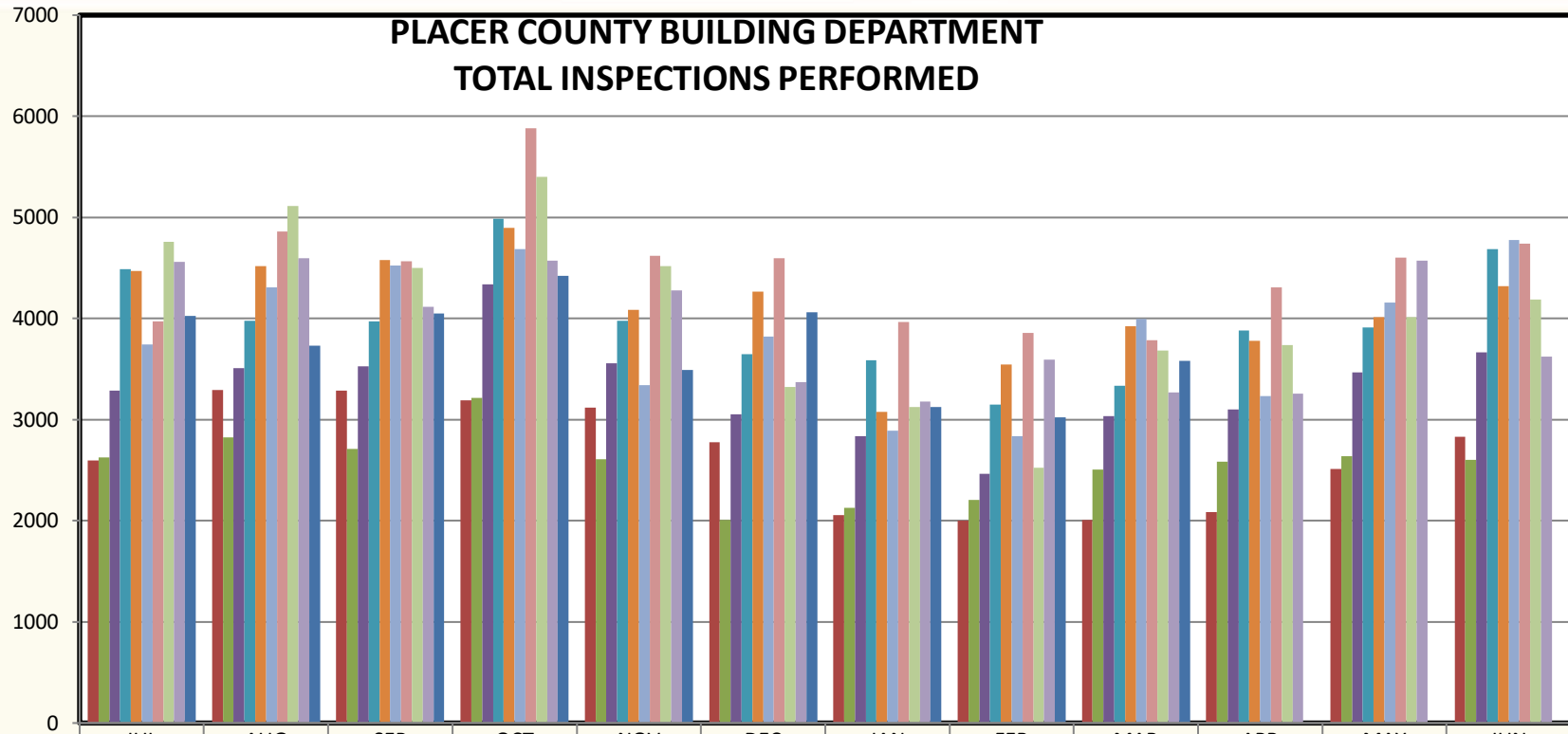
| | JUL | AUG | SEP | OCT | NOV | DEC | JAN | FEB | MAR | APR | MAY | JUN |
|-------|-----|-----|-----|-----|-----|-----|-----|-----|-----|-----|-----|-----|
| 14-15 | 1 | 1 | 2 | 2 | 2 | 3 | 3 | 4 | 4 | 5 | 6 | 7 |
| 15-16 | 0 | 0 | 0 | 2 | 2 | 3 | 3 | 4 | 4 | 4 | 5 | 6 |
| 16-17 | 2 | 5 | 6 | 6 | 6 | 6 | 6 | 6 | 6 | 6 | 6 | 6 |
| 17-18 | 1 | 1 | 2 | 5 | 6 | 9 | 9 | 11 | 11 | 11 | 13 | 14 |
| 18-19 | 0 | 2 | 4 | 7 | 13 | 13 | 13 | 13 | 13 | 13 | 15 | 15 |
| 19-20 | 4 | 7 | 9 | 14 | 15 | 15 | 15 | 16 | 16 | 16 | 16 | 16 |
| 20-21 | 2 | 6 | 7 | 9 | 10 | 10 | 21 | 21 | 21 | 21 | 21 | 21 |

PLACER COUNTY BUILDING DEPARTMENT AUBURN CUMULATIVE mPOWER PERMITS



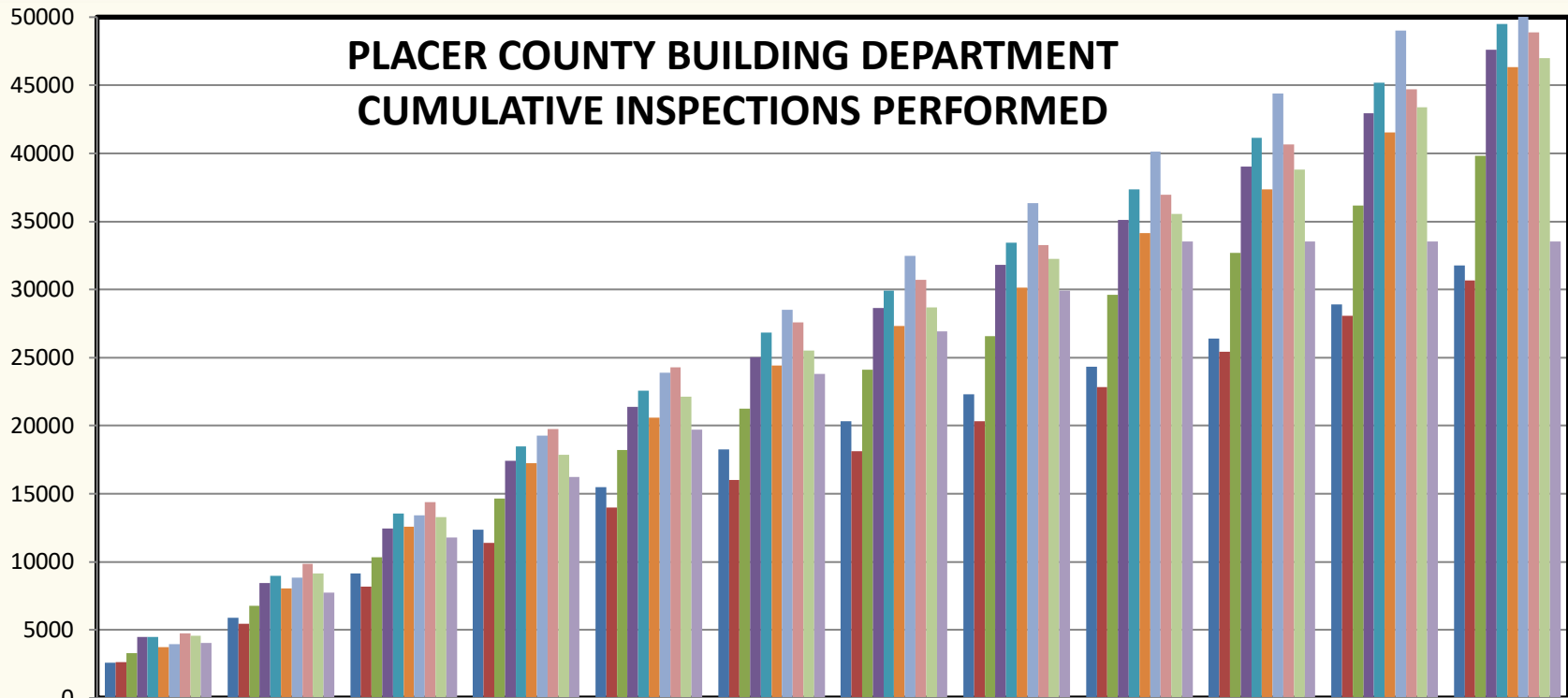
| | JUL | AUG | SEP | OCT | NOV | DEC | JAN | FEB | MAR | APR | MAY | JUN |
|---------|-----|-----|-----|-----|-----|-----|-----|-----|-----|-----|-----|-----|
| ■ 14-15 | 19 | 35 | 51 | 71 | 86 | 103 | 112 | 125 | 139 | 155 | 171 | 188 |
| ■ 15-16 | 16 | 26 | 43 | 56 | 68 | 83 | 86 | 86 | 88 | 89 | 93 | 103 |
| ■ 16-17 | 7 | 7 | 11 | 13 | 18 | 26 | 28 | 33 | 33 | 36 | 40 | 45 |
| ■ 17-18 | 1 | 10 | 13 | 16 | 22 | 23 | 26 | 27 | 27 | 27 | 27 | 27 |
| ■ 18-19 | 0 | 1 | 2 | 2 | 2 | 3 | 3 | 3 | 3 | 3 | 4 | 6 |
| ■ 19-20 | 0 | 0 | 2 | 2 | 2 | 4 | 4 | 4 | 6 | 9 | 9 | 9 |
| ■ 20-21 | 4 | 7 | 9 | 13 | 15 | 16 | 16 | 18 | 24 | 24 | 24 | 24 |

PLACER COUNTY BUILDING DEPARTMENT TOTAL INSPECTIONS PERFORMED



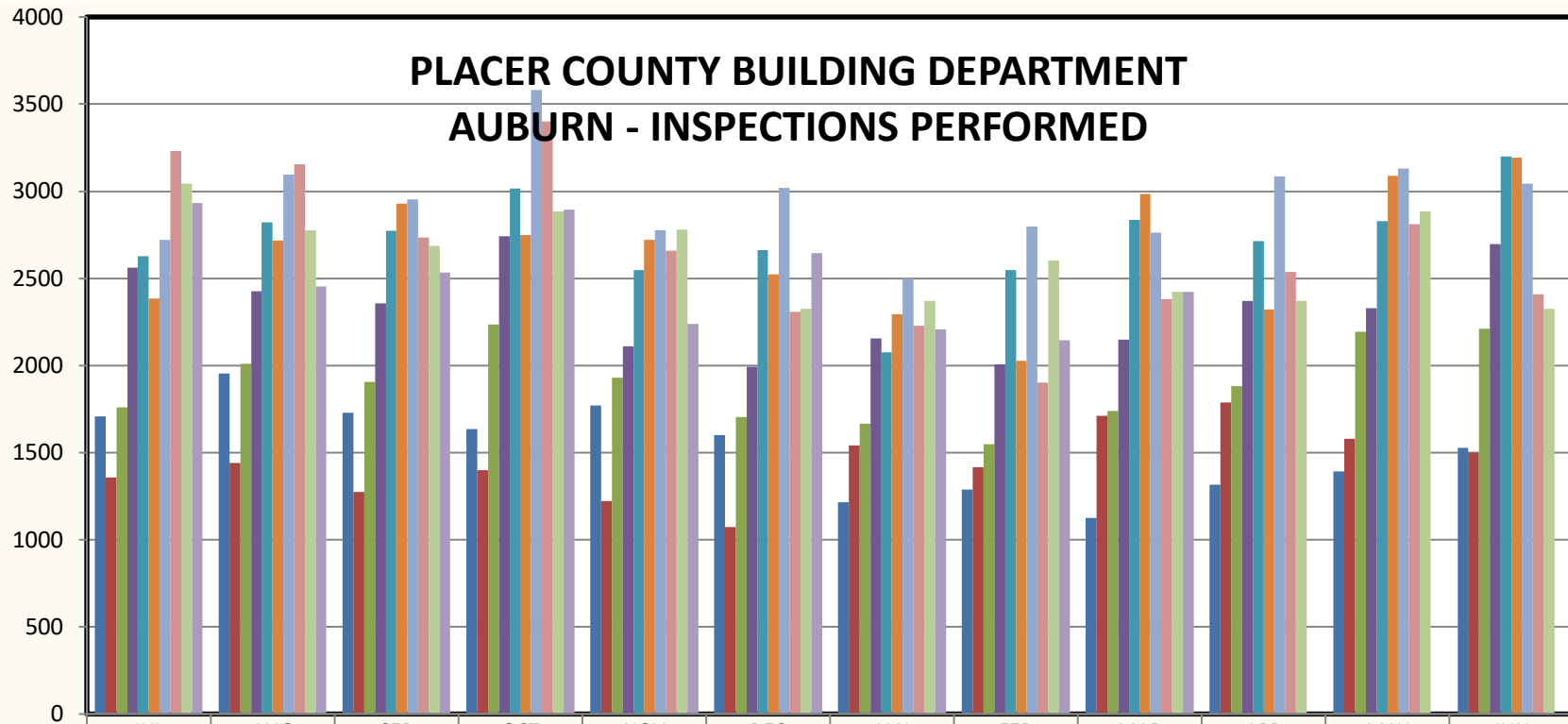
| | JUL | AUG | SEP | OCT | NOV | DEC | JAN | FEB | MAR | APR | MAY | JUN |
|---------|------|------|------|------|------|------|------|------|------|------|------|------|
| ■ 11/12 | 2595 | 3291 | 3288 | 3193 | 3116 | 2778 | 2054 | 1999 | 2008 | 2089 | 2511 | 2832 |
| ■ 12/13 | 2628 | 2826 | 2711 | 3215 | 2610 | 2009 | 2127 | 2208 | 2504 | 2587 | 2641 | 2602 |
| ■ 13/14 | 3286 | 3509 | 3526 | 4341 | 3556 | 3053 | 2836 | 2466 | 3034 | 3098 | 3466 | 3664 |
| ■ 14/15 | 4491 | 3977 | 3971 | 4987 | 3979 | 3646 | 3590 | 3149 | 3337 | 3884 | 3911 | 4689 |
| ■ 15/16 | 4472 | 4516 | 4581 | 4899 | 4086 | 4268 | 3078 | 3546 | 3926 | 3782 | 4016 | 4321 |
| ■ 16/17 | 3741 | 4307 | 4525 | 4687 | 3340 | 3821 | 2890 | 2834 | 3998 | 3233 | 4160 | 4777 |
| ■ 17/18 | 3972 | 4861 | 4568 | 5880 | 4622 | 4599 | 3963 | 3858 | 3783 | 4310 | 4602 | 4742 |
| ■ 18/19 | 4759 | 5110 | 4499 | 5398 | 4516 | 3321 | 3125 | 2526 | 3683 | 3737 | 4012 | 4190 |
| ■ 19/20 | 4559 | 4599 | 4116 | 4571 | 4280 | 3373 | 3179 | 3596 | 3268 | 3257 | 4571 | 3623 |
| ■ 20/21 | 4027 | 3734 | 4050 | 4423 | 3494 | 4061 | 3122 | 3024 | 3581 | | | |

PLACER COUNTY BUILDING DEPARTMENT CUMULATIVE INSPECTIONS PERFORMED



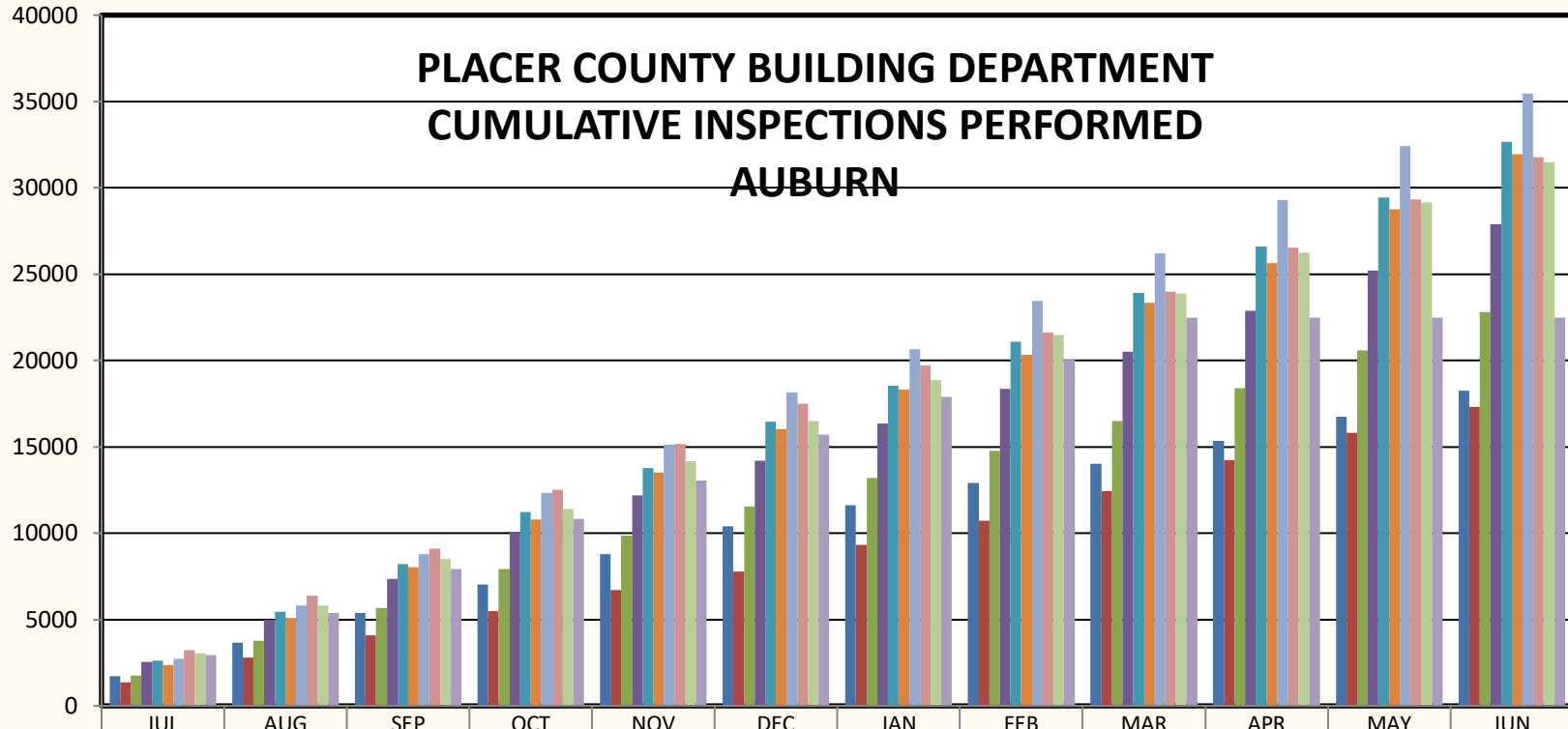
| | JUL | AUG | SEP | OCT | NOV | DEC | JAN | FEB | MAR | APR | MAY | JUN |
|---------|------|------|-------|-------|-------|-------|-------|-------|-------|-------|-------|-------|
| ■ 11/12 | 2595 | 5886 | 9174 | 12367 | 15483 | 18261 | 20315 | 22314 | 24322 | 26411 | 28922 | 31754 |
| ■ 12/13 | 2628 | 5454 | 8165 | 11380 | 13990 | 15999 | 18126 | 20334 | 22838 | 25425 | 28066 | 30668 |
| ■ 13/14 | 3286 | 6795 | 10321 | 14662 | 18218 | 21271 | 24107 | 26573 | 29607 | 32705 | 36171 | 39835 |
| ■ 14/15 | 4491 | 8468 | 12439 | 17426 | 21405 | 25051 | 28641 | 31790 | 35127 | 39011 | 42922 | 47611 |
| ■ 15/16 | 4472 | 8988 | 13569 | 18468 | 22554 | 26822 | 29900 | 33446 | 37372 | 41154 | 45170 | 49491 |
| ■ 16/17 | 3741 | 8048 | 12573 | 17260 | 20600 | 24421 | 27311 | 30145 | 34143 | 37376 | 41536 | 46313 |
| ■ 17/18 | 3972 | 8833 | 13401 | 19281 | 23903 | 28502 | 32465 | 36323 | 40106 | 44416 | 49018 | 53760 |
| ■ 18/19 | 4759 | 9869 | 14368 | 19766 | 24282 | 27603 | 30728 | 33254 | 36937 | 40674 | 44686 | 48876 |
| ■ 19/20 | 4559 | 9158 | 13274 | 17845 | 22125 | 25498 | 28677 | 32273 | 35541 | 38798 | 43369 | 46992 |
| ■ 20/21 | 4027 | 7761 | 11811 | 16234 | 19728 | 23789 | 26911 | 29935 | 33516 | 33516 | 33516 | 33516 |

PLACER COUNTY BUILDING DEPARTMENT AUBURN - INSPECTIONS PERFORMED



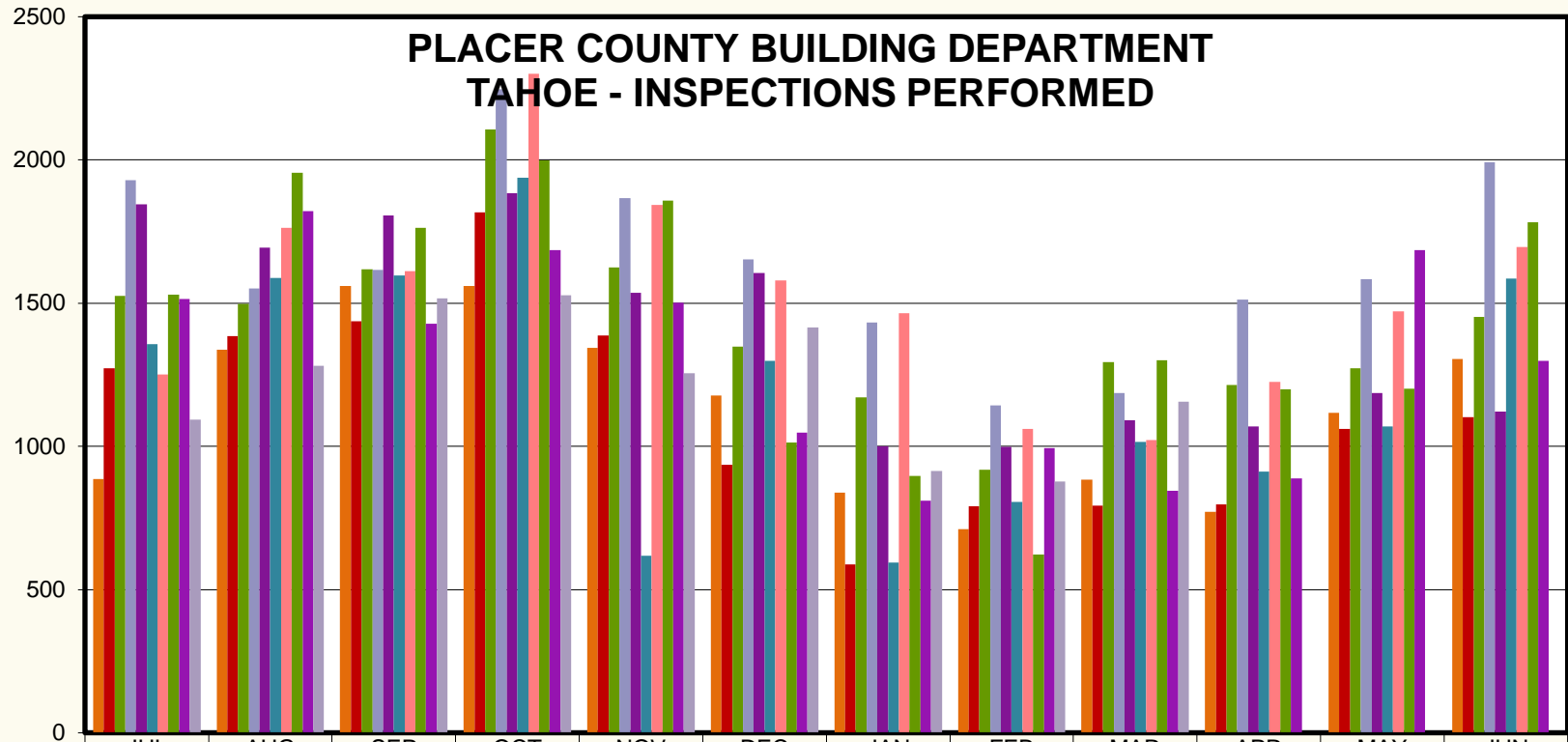
| | JUL | AUG | SEP | OCT | NOV | DEC | JAN | FEB | MAR | APR | MAY | JUN |
|-------|------|------|------|------|------|------|------|------|------|------|------|------|
| 11/12 | 1709 | 1954 | 1729 | 1634 | 1771 | 1601 | 1215 | 1289 | 1124 | 1317 | 1393 | 1527 |
| 12/13 | 1356 | 1441 | 1275 | 1399 | 1222 | 1074 | 1540 | 1417 | 1711 | 1789 | 1579 | 1499 |
| 13/14 | 1760 | 2011 | 1907 | 2235 | 1931 | 1704 | 1665 | 1548 | 1739 | 1883 | 2194 | 2212 |
| 14/15 | 2561 | 2426 | 2355 | 2741 | 2112 | 1994 | 2157 | 2006 | 2150 | 2371 | 2328 | 2698 |
| 15/16 | 2626 | 2823 | 2774 | 3015 | 2549 | 2663 | 2077 | 2548 | 2835 | 2713 | 2830 | 3200 |
| 16/17 | 2385 | 2719 | 2928 | 2749 | 2722 | 2522 | 2295 | 2027 | 2983 | 2322 | 3090 | 3192 |
| 17/18 | 2721 | 3097 | 2954 | 3580 | 2778 | 3019 | 2498 | 2797 | 2761 | 3085 | 3131 | 3045 |
| 18/19 | 3230 | 3154 | 2736 | 3400 | 2657 | 2307 | 2229 | 1903 | 2382 | 2538 | 2811 | 2407 |
| 19/20 | 3044 | 2778 | 2687 | 2885 | 2779 | 2326 | 2369 | 2603 | 2424 | 2369 | 2885 | 2324 |
| 20/21 | 2933 | 2453 | 2534 | 2894 | 2239 | 2645 | 2208 | 2146 | 2424 | | | |

PLACER COUNTY BUILDING DEPARTMENT CUMULATIVE INSPECTIONS PERFORMED AUBURN



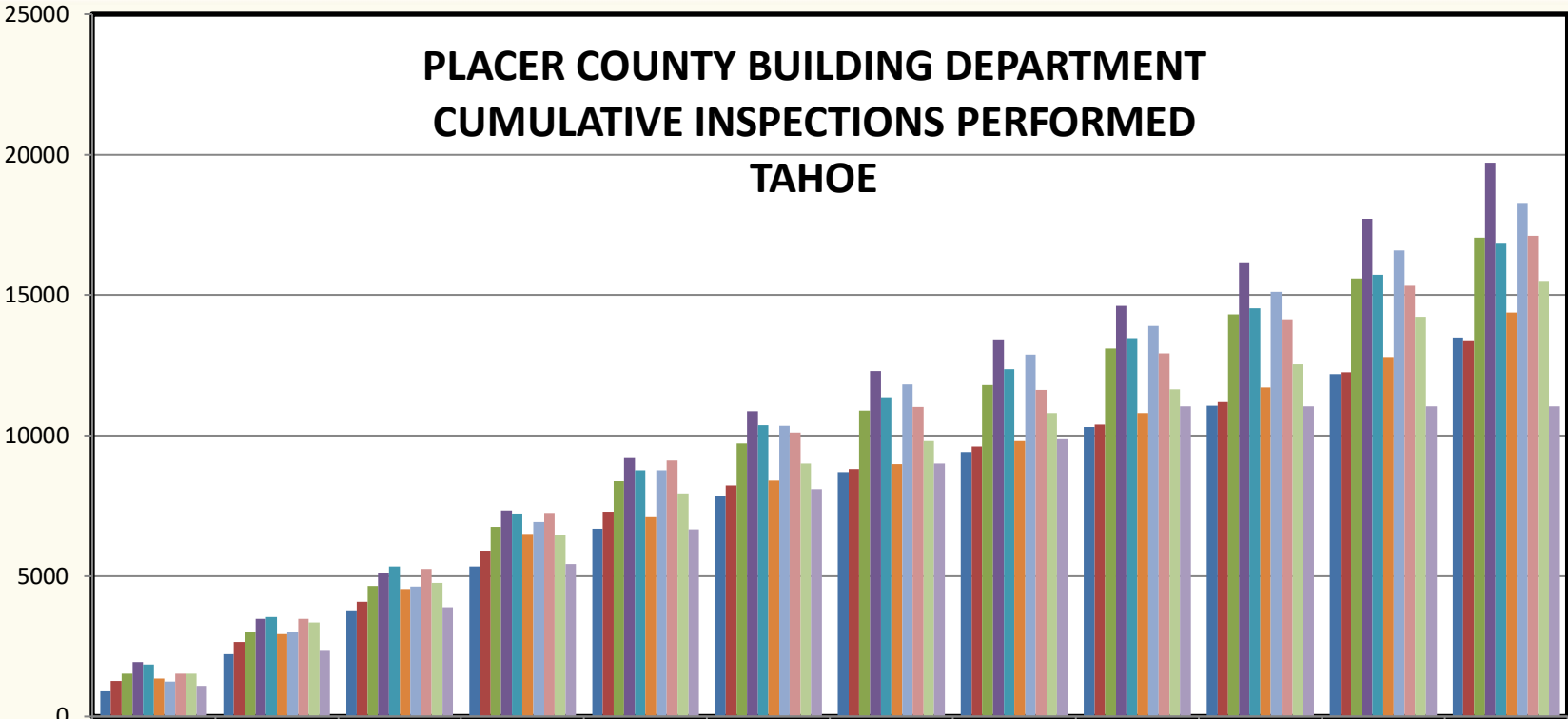
| | JUL | AUG | SEP | OCT | NOV | DEC | JAN | FEB | MAR | APR | MAY | JUN |
|---------|------|------|------|-------|-------|-------|-------|-------|-------|-------|-------|-------|
| ■ 11/12 | 1709 | 3663 | 5392 | 7026 | 8797 | 10398 | 11613 | 12902 | 14026 | 15343 | 16736 | 18263 |
| ■ 12/13 | 1356 | 2797 | 4072 | 5471 | 6693 | 7767 | 9307 | 10724 | 12435 | 14224 | 15803 | 17302 |
| ■ 13/14 | 1760 | 3771 | 5678 | 7913 | 9844 | 11548 | 13213 | 14761 | 16500 | 18383 | 20577 | 22789 |
| ■ 14/15 | 2561 | 4987 | 7342 | 10083 | 12195 | 14189 | 16346 | 18352 | 20502 | 22873 | 25201 | 27899 |
| ■ 15/16 | 2626 | 5449 | 8223 | 11238 | 13787 | 16450 | 18527 | 21075 | 23910 | 26623 | 29453 | 32653 |
| ■ 16/17 | 2385 | 5104 | 8032 | 10781 | 13503 | 16025 | 18320 | 20347 | 23330 | 25652 | 28742 | 31934 |
| ■ 17/18 | 2721 | 5818 | 8772 | 12352 | 15130 | 18149 | 20647 | 23444 | 26205 | 29290 | 32421 | 35466 |
| ■ 18/19 | 3230 | 6384 | 9120 | 12520 | 15177 | 17484 | 19713 | 21616 | 23998 | 26536 | 29347 | 31754 |
| ■ 19/20 | 3044 | 5822 | 8509 | 11394 | 14173 | 16499 | 18868 | 21471 | 23895 | 26264 | 29149 | 31473 |
| ■ 20/21 | 2933 | 5386 | 7920 | 10814 | 13053 | 15698 | 17906 | 20052 | 22476 | 22476 | 22476 | 22476 |

PLACER COUNTY BUILDING DEPARTMENT TAHOE - INSPECTIONS PERFORMED



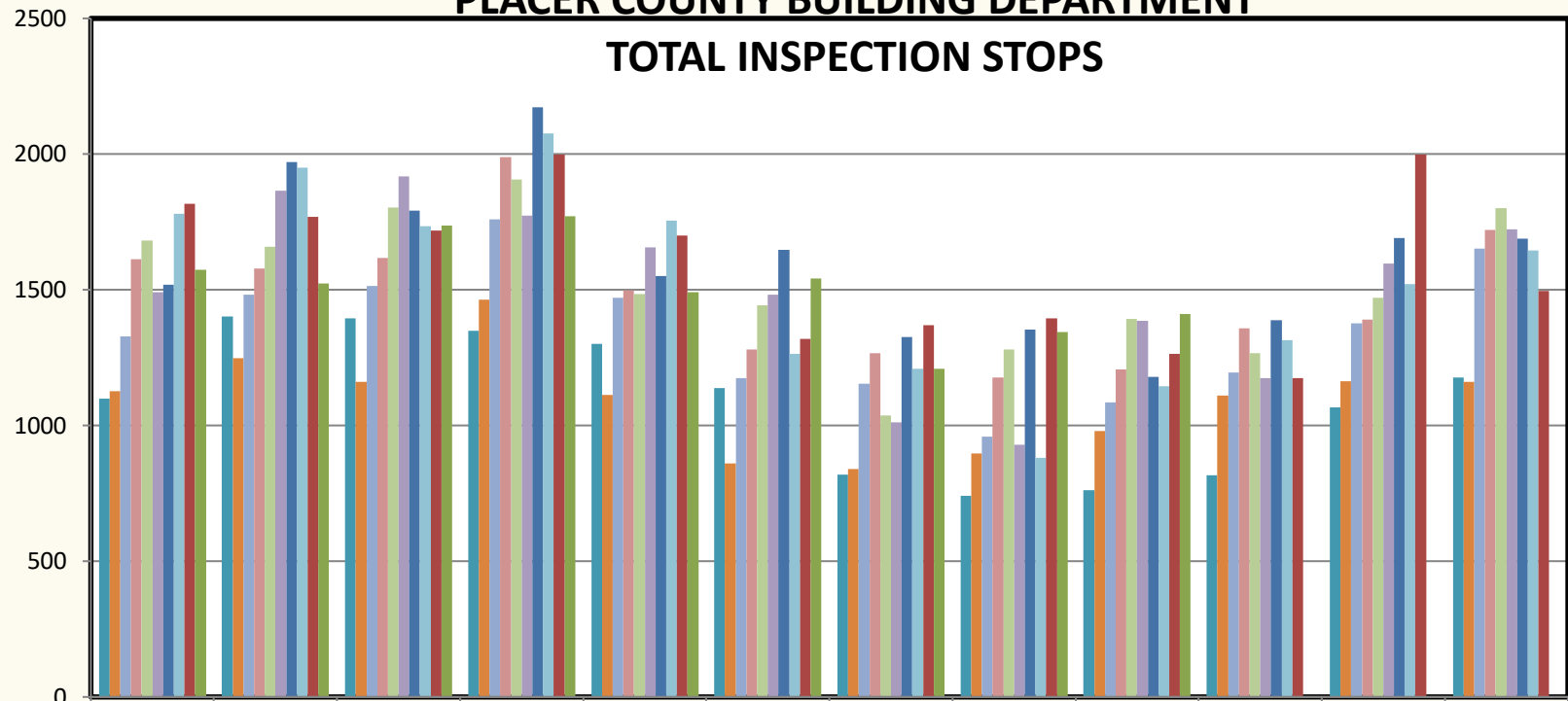
| | JUL | AUG | SEP | OCT | NOV | DEC | JAN | FEB | MAR | APR | MAY | JUN |
|-------|------|------|------|------|------|------|------|------|------|------|------|------|
| 11/12 | 886 | 1337 | 1559 | 1559 | 1345 | 1177 | 839 | 710 | 884 | 772 | 1118 | 1305 |
| 12/13 | 1272 | 1385 | 1436 | 1816 | 1388 | 935 | 587 | 791 | 793 | 798 | 1062 | 1103 |
| 13/14 | 1526 | 1498 | 1619 | 2106 | 1625 | 1349 | 1171 | 918 | 1295 | 1215 | 1272 | 1452 |
| 14/15 | 1930 | 1551 | 1616 | 2246 | 1867 | 1652 | 1433 | 1143 | 1187 | 1513 | 1583 | 1991 |
| 15/16 | 1846 | 1693 | 1807 | 1884 | 1537 | 1605 | 1001 | 998 | 1091 | 1069 | 1186 | 1121 |
| 16/17 | 1356 | 1588 | 1597 | 1938 | 618 | 1299 | 595 | 807 | 1015 | 911 | 1070 | 1585 |
| 17/18 | 1251 | 1764 | 1611 | 2300 | 1844 | 1580 | 1465 | 1061 | 1022 | 1225 | 1471 | 1697 |
| 18/19 | 1529 | 1956 | 1763 | 1998 | 1859 | 1014 | 896 | 623 | 1301 | 1199 | 1201 | 1783 |
| 19/20 | 1515 | 1821 | 1429 | 1686 | 1501 | 1047 | 810 | 993 | 844 | 888 | 1686 | 1299 |
| 20/21 | 1094 | 1281 | 1516 | 1527 | 1255 | 1416 | 914 | 878 | 1157 | | | |

PLACER COUNTY BUILDING DEPARTMENT CUMULATIVE INSPECTIONS PERFORMED TAHOE



| | JUL | AUG | SEP | OCT | NOV | DEC | JAN | FEB | MAR | APR | MAY | JUN |
|---------|------|------|------|------|------|-------|-------|-------|-------|-------|-------|-------|
| ■ 11/12 | 886 | 2223 | 3782 | 5341 | 6686 | 7863 | 8702 | 9412 | 10296 | 11068 | 12186 | 13491 |
| ■ 12/13 | 1272 | 2657 | 4093 | 5909 | 7297 | 8232 | 8819 | 9610 | 10403 | 11201 | 12263 | 13366 |
| ■ 13/14 | 1526 | 3024 | 4643 | 6749 | 8374 | 9723 | 10894 | 11812 | 13107 | 14322 | 15594 | 17046 |
| ■ 14/15 | 1930 | 3481 | 5097 | 7343 | 9210 | 10862 | 12295 | 13438 | 14625 | 16138 | 17721 | 19712 |
| ■ 15/16 | 1846 | 3539 | 5346 | 7230 | 8767 | 10372 | 11373 | 12371 | 13462 | 14531 | 15717 | 16838 |
| ■ 16/17 | 1356 | 2944 | 4541 | 6479 | 7097 | 8396 | 8991 | 9798 | 10813 | 11724 | 12794 | 14379 |
| ■ 17/18 | 1251 | 3015 | 4626 | 6926 | 8770 | 10350 | 11815 | 12876 | 13898 | 15123 | 16594 | 18291 |
| ■ 18/19 | 1529 | 3485 | 5248 | 7246 | 9105 | 10119 | 11015 | 11638 | 12939 | 14138 | 15339 | 17122 |
| ■ 19/20 | 1515 | 3336 | 4765 | 6451 | 7952 | 8999 | 9809 | 10802 | 11646 | 12534 | 14220 | 15519 |
| ■ 20/21 | 1094 | 2375 | 3891 | 5418 | 6673 | 8089 | 9003 | 9881 | 11038 | 11038 | 11038 | 11038 |

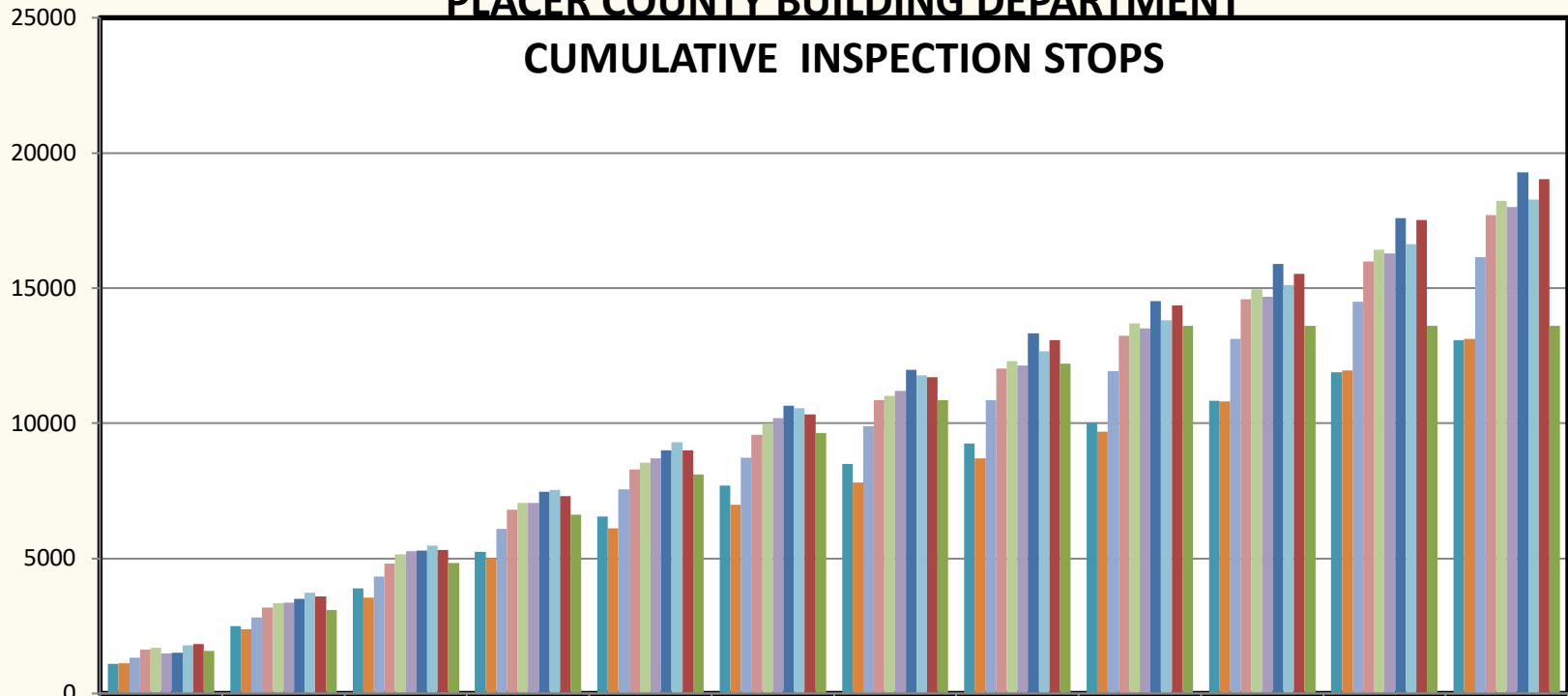
PLACER COUNTY BUILDING DEPARTMENT TOTAL INSPECTION STOPS



| | JUL | AUG | SEP | OCT | NOV | DEC | JAN | FEB | MAR | APR | MAY | JUN |
|-------|------|------|------|------|------|------|------|------|------|------|------|------|
| 11/12 | 1099 | 1402 | 1396 | 1350 | 1301 | 1138 | 818 | 740 | 761 | 816 | 1066 | 1177 |
| 12/13 | 1126 | 1247 | 1162 | 1464 | 1112 | 860 | 840 | 896 | 980 | 1110 | 1163 | 1160 |
| 13/14 | 1329 | 1481 | 1514 | 1760 | 1471 | 1175 | 1154 | 959 | 1086 | 1196 | 1377 | 1652 |
| 14/15 | 1612 | 1579 | 1617 | 1989 | 1498 | 1280 | 1266 | 1178 | 1206 | 1359 | 1390 | 1720 |
| 15/16 | 1681 | 1659 | 1804 | 1907 | 1484 | 1443 | 1036 | 1281 | 1393 | 1267 | 1471 | 1801 |
| 16/17 | 1491 | 1865 | 1918 | 1773 | 1657 | 1481 | 1012 | 929 | 1385 | 1175 | 1596 | 1723 |
| 17/18 | 1519 | 1971 | 1792 | 2173 | 1550 | 1647 | 1327 | 1354 | 1179 | 1389 | 1691 | 1688 |
| 18/19 | 1780 | 1951 | 1735 | 2076 | 1756 | 1264 | 1210 | 881 | 1145 | 1315 | 1522 | 1645 |
| 19/20 | 1818 | 1769 | 1718 | 1998 | 1700 | 1319 | 1369 | 1394 | 1265 | 1175 | 1998 | 1497 |
| 20/21 | 1575 | 1524 | 1737 | 1770 | 1492 | 1542 | 1208 | 1345 | 1412 | | | |

Revised to include all Stops from 14/15 through present.

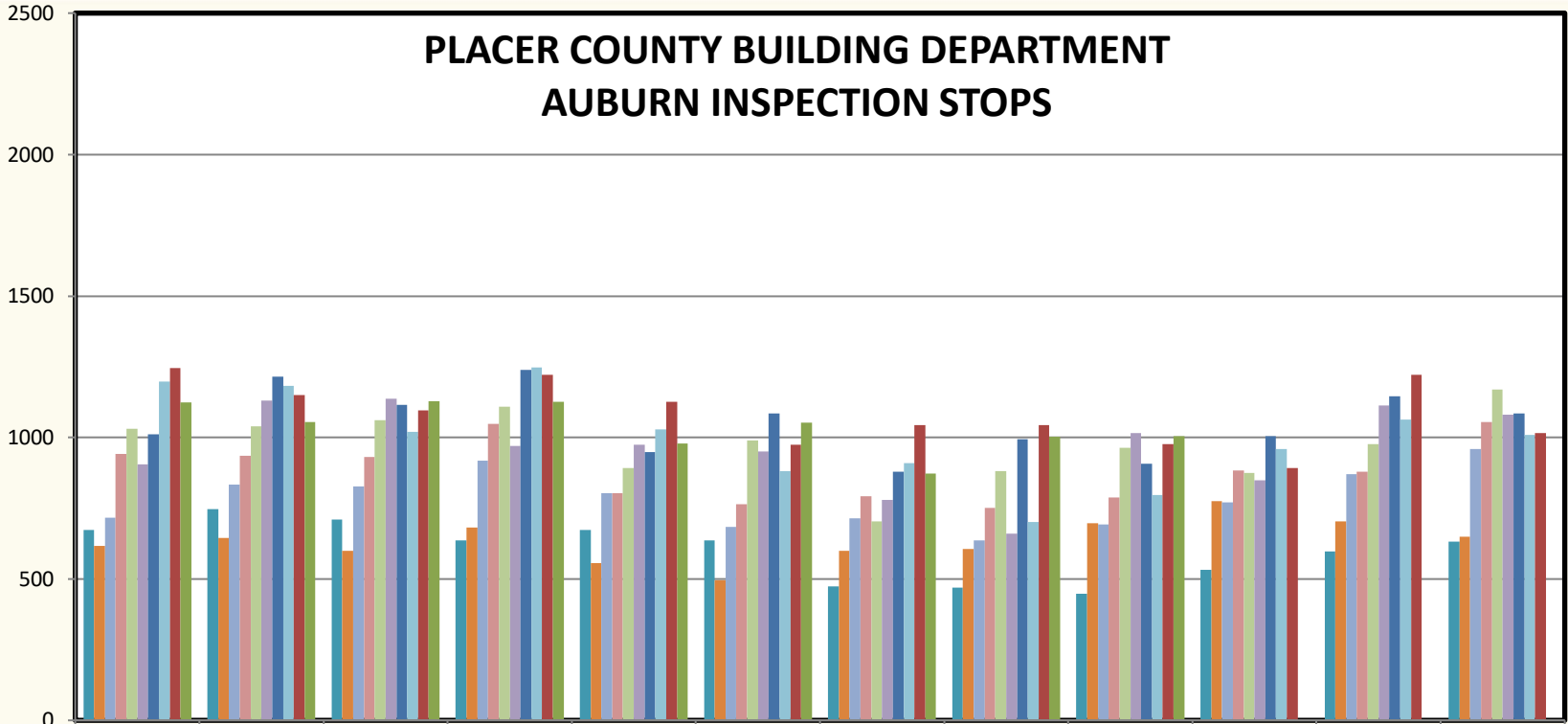
PLACER COUNTY BUILDING DEPARTMENT CUMULATIVE INSPECTION STOPS



| | JUL | AUG | SEP | OCT | NOV | DEC | JAN | FEB | MAR | APR | MAY | JUN |
|-------|------|------|------|------|------|-------|-------|-------|-------|-------|-------|-------|
| 11/12 | 1099 | 2501 | 3897 | 5247 | 6548 | 7686 | 8504 | 9244 | 10005 | 10821 | 11887 | 13064 |
| 12/13 | 1126 | 2373 | 3535 | 4999 | 6111 | 6971 | 7811 | 8707 | 9687 | 10797 | 11960 | 13120 |
| 13/14 | 1329 | 2810 | 4324 | 6084 | 7555 | 8730 | 9884 | 10843 | 11929 | 13125 | 14502 | 16154 |
| 14/15 | 1612 | 3191 | 4808 | 6797 | 8295 | 9575 | 10841 | 12019 | 13225 | 14584 | 15974 | 17694 |
| 15/16 | 1681 | 3340 | 5144 | 7051 | 8535 | 9978 | 11014 | 12295 | 13688 | 14955 | 16426 | 18227 |
| 16/17 | 1491 | 3356 | 5274 | 7047 | 8704 | 10185 | 11197 | 12126 | 13511 | 14686 | 16282 | 18005 |
| 17/18 | 1519 | 3490 | 5282 | 7455 | 9005 | 10652 | 11979 | 13333 | 14512 | 15901 | 17592 | 19280 |
| 18/19 | 1780 | 3731 | 5466 | 7542 | 9298 | 10562 | 11772 | 12653 | 13798 | 15113 | 16635 | 18280 |
| 19/20 | 1818 | 3587 | 5305 | 7303 | 9003 | 10322 | 11691 | 13085 | 14350 | 15525 | 17523 | 19020 |
| 20/21 | 1575 | 3099 | 4836 | 6606 | 8098 | 9640 | 10848 | 12193 | 13605 | 13605 | 13605 | 13605 |

Revised to include all Stops from 14/15 through present.

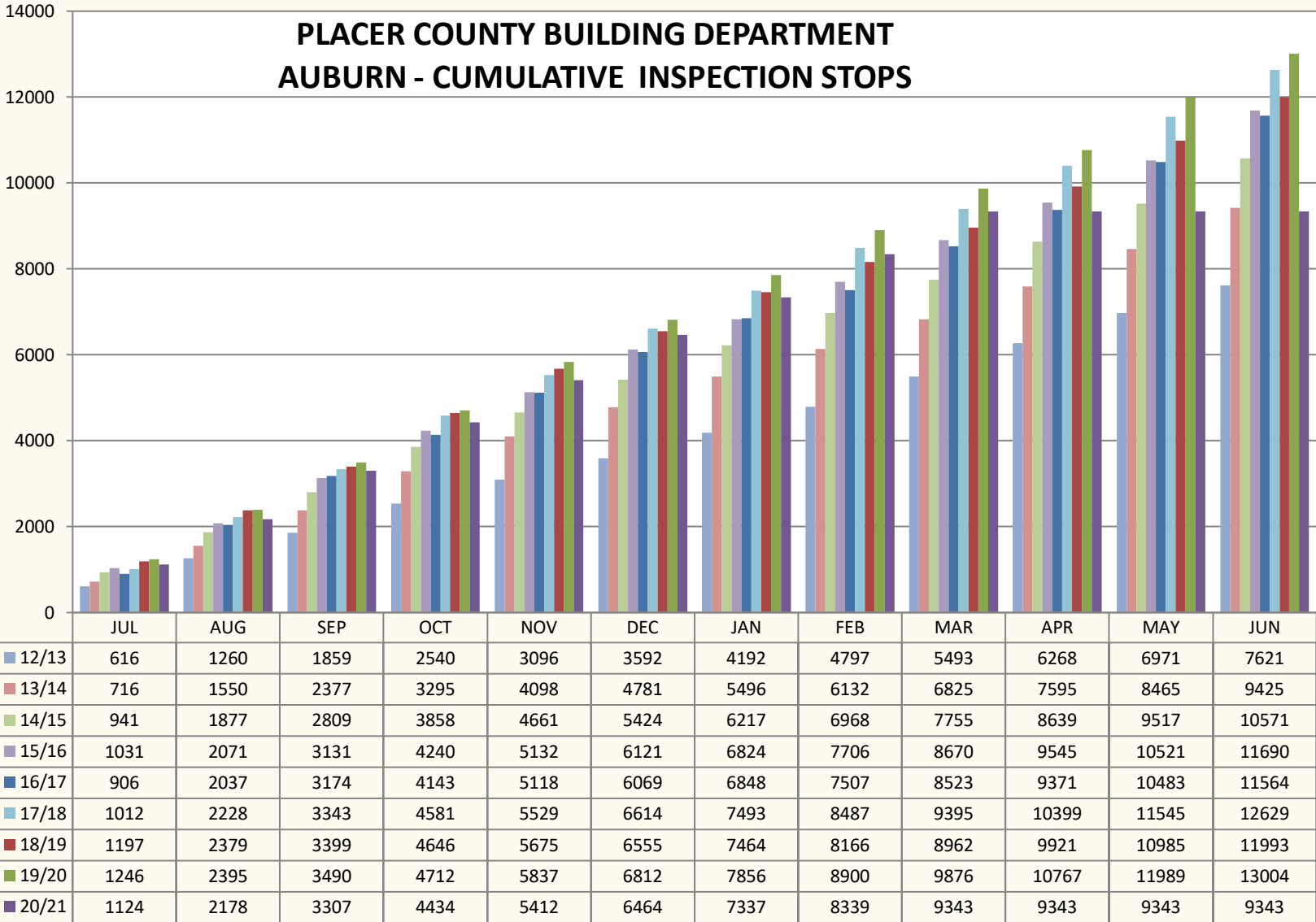
PLACER COUNTY BUILDING DEPARTMENT AUBURN INSPECTION STOPS



| | JUL | AUG | SEP | OCT | NOV | DEC | JAN | FEB | MAR | APR | MAY | JUN |
|-------|------|------|------|------|------|------|------|------|------|------|------|------|
| 11/12 | 674 | 747 | 709 | 637 | 672 | 636 | 474 | 470 | 448 | 531 | 598 | 632 |
| 12/13 | 616 | 644 | 599 | 681 | 556 | 496 | 600 | 605 | 696 | 775 | 703 | 650 |
| 13/14 | 716 | 834 | 827 | 918 | 803 | 683 | 715 | 636 | 693 | 770 | 870 | 960 |
| 14/15 | 941 | 936 | 932 | 1049 | 803 | 763 | 793 | 751 | 787 | 884 | 878 | 1054 |
| 15/16 | 1031 | 1040 | 1060 | 1109 | 892 | 989 | 703 | 882 | 964 | 875 | 976 | 1169 |
| 16/17 | 906 | 1131 | 1137 | 969 | 975 | 951 | 779 | 659 | 1016 | 848 | 1112 | 1081 |
| 17/18 | 1012 | 1216 | 1115 | 1238 | 948 | 1085 | 879 | 994 | 908 | 1004 | 1146 | 1084 |
| 18/19 | 1197 | 1182 | 1020 | 1247 | 1029 | 880 | 909 | 702 | 796 | 959 | 1064 | 1008 |
| 19/20 | 1246 | 1149 | 1095 | 1222 | 1125 | 975 | 1044 | 1044 | 976 | 891 | 1222 | 1015 |
| 20/21 | 1124 | 1054 | 1129 | 1127 | 978 | 1052 | 873 | 1002 | 1004 | | | |

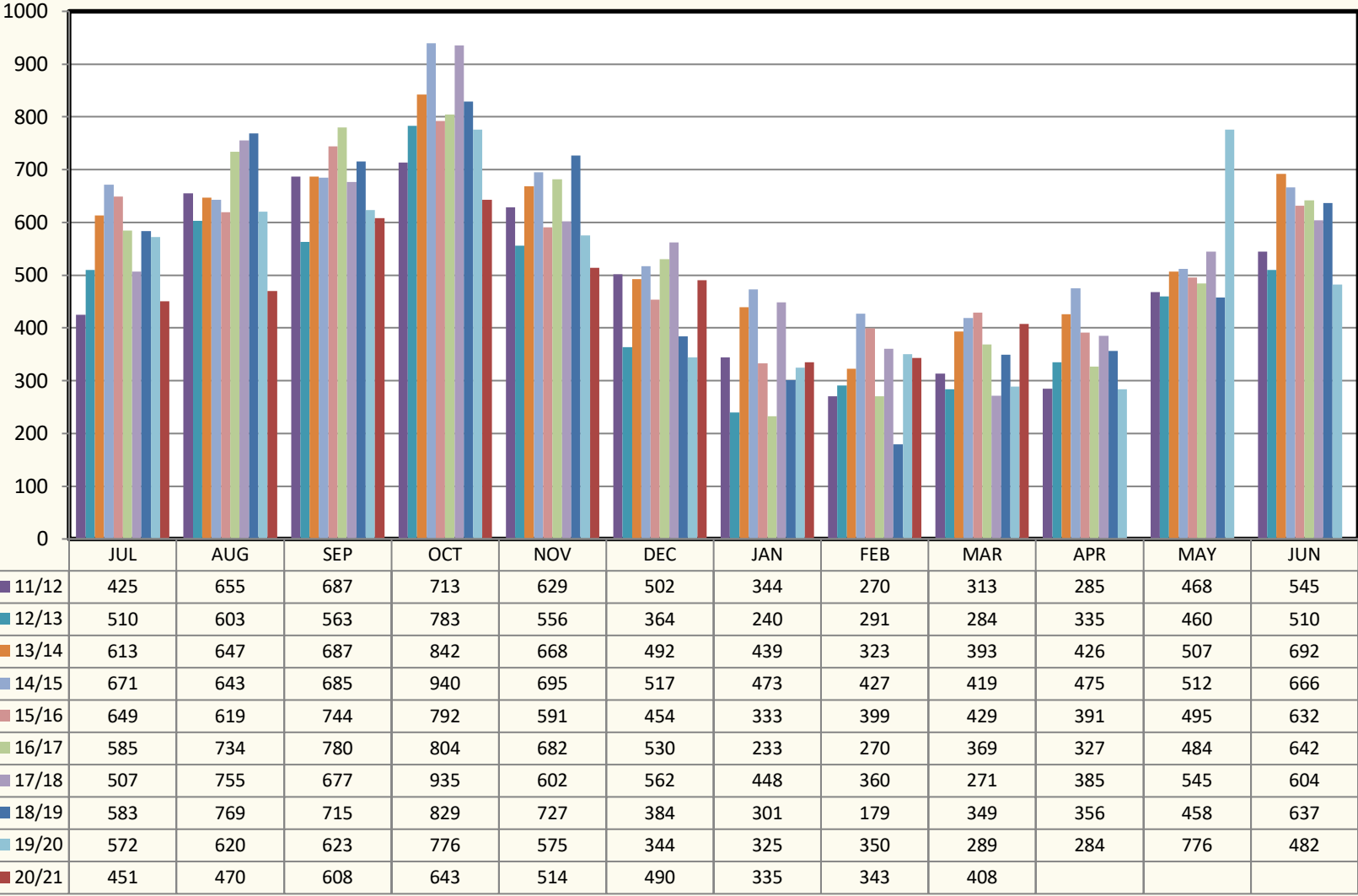
Revised to include all Stops from 14/15 through present.

PLACER COUNTY BUILDING DEPARTMENT AUBURN - CUMULATIVE INSPECTION STOPS



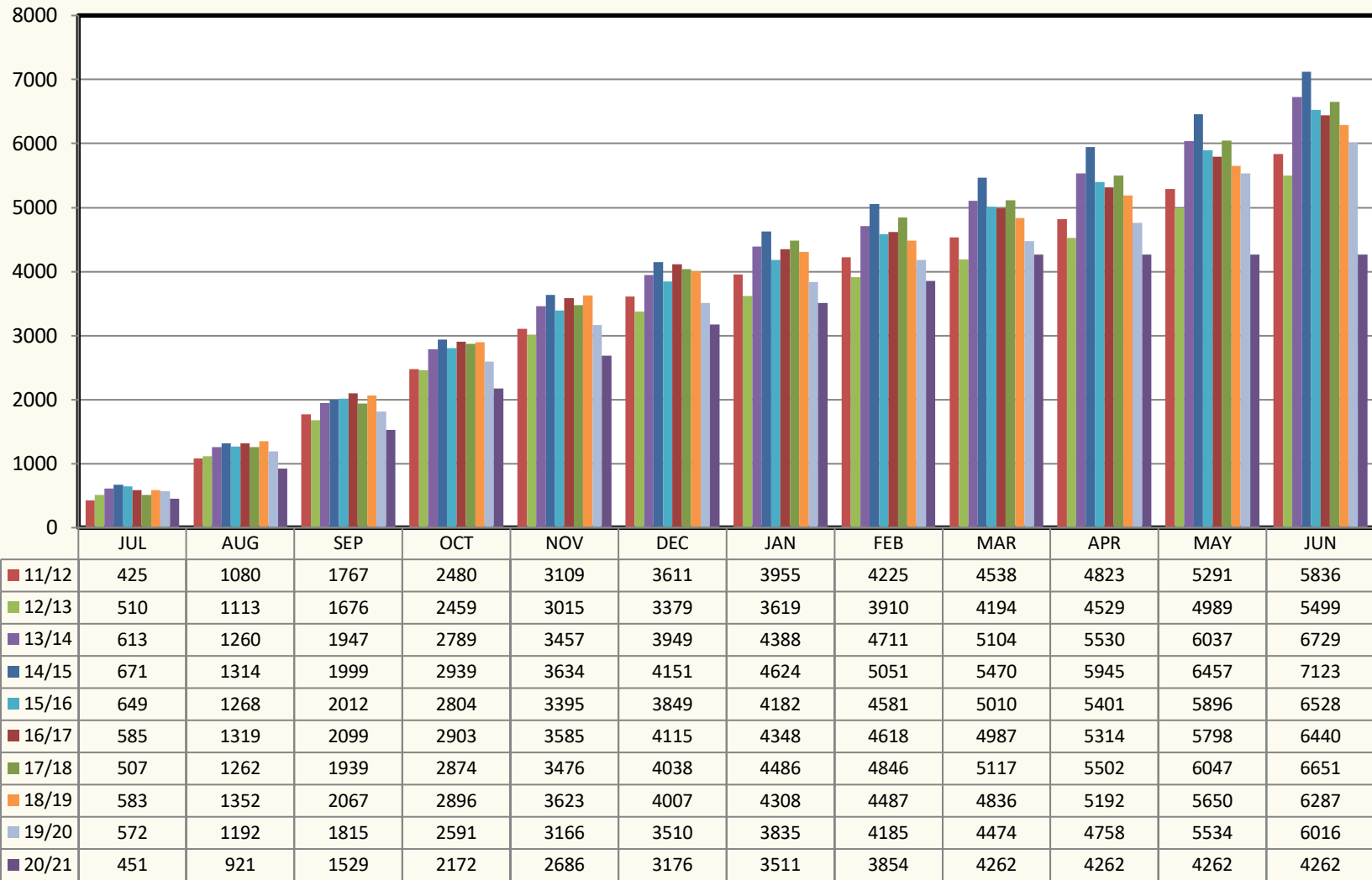
Revised to include all Stops from 14/15 through present.

PLACER COUNTY BUILDING DEPARTMENT TAHOE INSPECTION STOPS



Revised to include all Stops from 14/15 through present.

PLACER COUNTY BUILDING DEPARTMENT TAHOE CUMULATIVE INSPECTION STOPS



Revised to include all Stops from 14/15 through present.

**PLACER COUNTY BUILDING DEPARTMENT
CUMULATIVE BETTIR Program PERMITS**

