

PLACER COUNTY BUILDING DEPARTMENT

BUILDING PERMIT ACTIVITY REPORT

JUNE 2021

PERMITS ISSUED	AUBURN OFFICE		TAHOE OFFICE		DEPARTMENT TOTALS		YEAR-TO-DATE TOTALS	
	VALUATION	PERMITS	VALUATION	PERMITS	VALUATION	PERMITS	VALUATION	PERMITS
Single Family Dwelling (as reported to US Census Bureau)	17,321,390	46	14,368,257	19	31,689,647	65	248,251,403	503
Two Family Dwelling							2,991,921	9
Three & Four Family Dwelling / Condo								
Apartment Buildings							22,442,994	14
Hotels Motels			10,006	1	10,006	1	67,006	5
Garages, Carports, Shops	498,285	8			498,285	8	2,298,275	45
Other Bldgs, Storage, Sheds, Guest House	1,398,158	14	251,239	2	1,649,397	16	13,912,704	167
Add/Alter Bldgs, Deck, Porch, Patio, Covers	2,434,875	42	3,221,201	30	5,656,076	72	54,372,102	786
Moved or Relocated Buildings								
Reroof/Reside	891,123	58	175,565	9	1,066,688	67	22,870,035	752
Pools/Spas	2,058,957	27	53,120	6	2,112,077	33	17,910,040	278
Retaining Walls, Fences, Misc				1		1	1,277	2
Demolitions	N/A	3	N/A	6	N/A	9	N/A	62
Solar-Residential	N/A	99	N/A	4	N/A	103	N/A	1,126
Manufactured/\Mobilehome Installations	N/A	7	N/A		N/A	7	N/A	23
*Miscellaneous Permits	N/A	230	N/A	71	N/A	301	N/A	2,942
SUB-TOTAL RESIDENTIAL:	24,602,788	534	18,079,388	149	42,682,176	683	385,117,757	6,714
Other Non-Housekeeping Shelter								
Elderly Resident Care Home								
Amusement, Recreational Bldgs								
Churches/Other Religious Bldgs							11,863	2
Industrial Buildings							47,700	2
Parking Garages								
Service Station/Repair Garage	35,000	1			35,000	1	115,000	2
Office, Bank, Professional	341,897	3			341,897	3	1,216,214	19
Public Works, Utility							368,438	1
School/Other Educational Bldgs								
Stores & Customer Services	92,652	1			92,652	1	2,369,304	18
Other buildings/commercial	25,000	1	875,102	2	900,102	3	6,633,847	33
Signs	38,000	2			38,000	2	150,459	18
Other Commercial Structures	170,000	3	8,000	1	178,000	4	2,032,143	40
Add/Alter bldgs/TI's	5,201,681	6			5,201,681	6	6,471,444	48
Solar-Commercial	N/A		N/A		N/A			8
Demolish all other buildings	N/A	1	N/A		N/A	1	N/A	12
SUB-TOTAL NON-RESIDENTIAL:	5,904,230	18	883,102	3	6,787,332	21	19,416,412	203
COMBINED TOTALS (RES/NON-RES:)	30,507,018	552	18,962,490	152	49,469,508	704	404,534,169	6,917
PREVIOUS RUNNING TOTAL:	217,137,361	4,952	137,927,299	1,261	355,064,660	6,213		
RUNNING TOTAL (FISCAL YEAR 20/21)	247,644,379	5,504	156,889,789	1,413	404,534,168	6,917		

* Miscellaneous permits (non-structural permits) include electrical, plumbing, mechanical/woodstove, setbacks, Special Inspection, solar, abatement, and permit extensions/renewals

SINGLE FAMILY DWELLING INFORMATION

JUNE 2021

MONTHLY COMPARISONS

JUNE 2021	SFD #	SFD VALUATION	Current Valuation % Increase	Current # % Increase	All Permits Valuation	Current Valuation % Increase
FISCAL YEAR						
2018-2019	50	24,077,191	31.62%	30.00%	40,566,407	21.95%
2019-2020	42	20,248,334	56.50%	54.76%	32,523,784	52.10%
2020-2021	65	31,689,647	CURRENT	CURRENT	49,469,508	CURRENT

YEAR-TO-DATE COMPARISONS

JULY - JUNE 2021	SFD #	SFD VALUATION	Current Valuation % Increase	Current # % Increase	All Permits Valuation	Current Valuation % Increase
FISCAL YEAR						
2018-2019	348	169,881,668	46.13%	44.54%	330,072,922	22.56%
2019-2020	290	142,375,838	74.36%	73.45%	329,118,672	22.91%
2020-2021	503	248,251,403	CURRENT	CURRENT	404,534,169	CURRENT

CONSTRUCTION FEES RECEIVED

DISTRIBUTION OF FEES

	AUBURN OFFICE	TAHOE OFFICE	COMBINED TOTALS
TOTAL CONSTRUCTION FEES	382,815	254,143	636,958
PREVIOUS TOTALS	2,730,388	1,534,765	4,265,153
TOTALS TO DATE	3,113,203	1,788,908	4,902,111

YEAR-TO-DATE FEE COMPARISONS*

JULY - JUNE 2021	AUBURN OFFICE	TAHOE OFFICE	COMBINED TOTALS	Current Revenue % Increase
FISCAL YEAR				
2018-2019	2,509,129	1,248,627	3,757,756	30.45%
2019-2020	2,911,196	1,051,887	3,963,083	23.69%
2020-2021	3,113,203	1,788,908	4,902,111	CURRENT

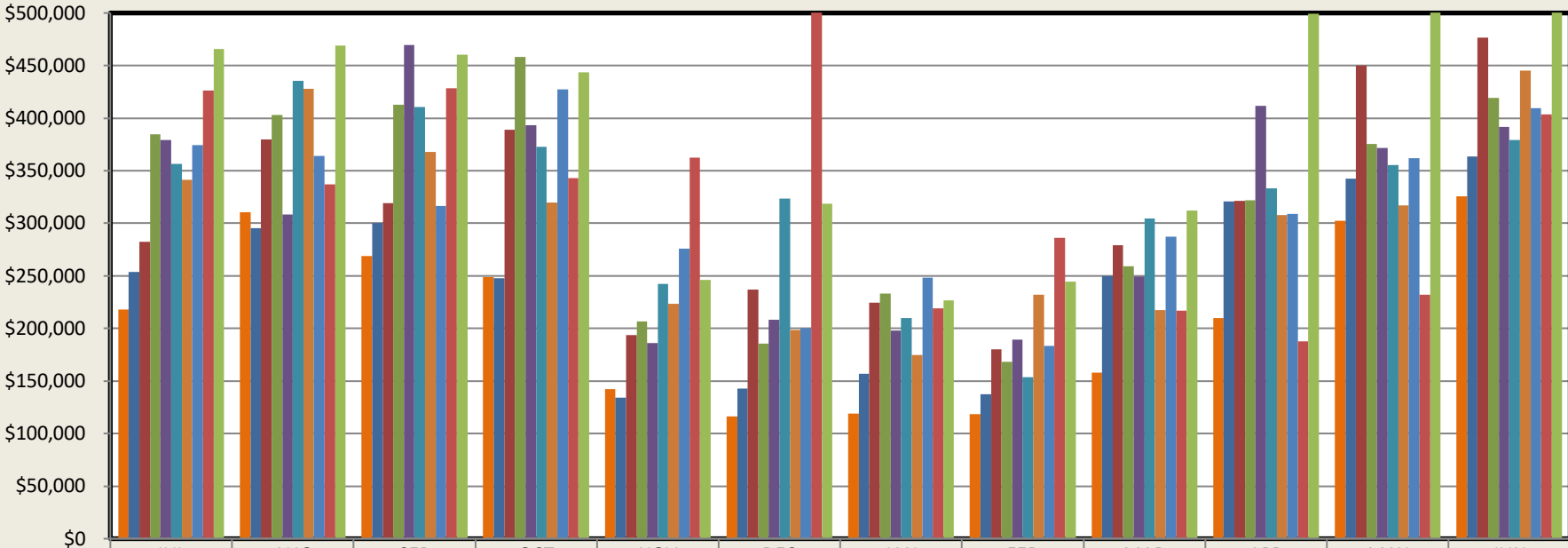
*Construction Fees Only

INSPECTION INFORMATION

INSPECTIONS - STOPS - MILEAGE

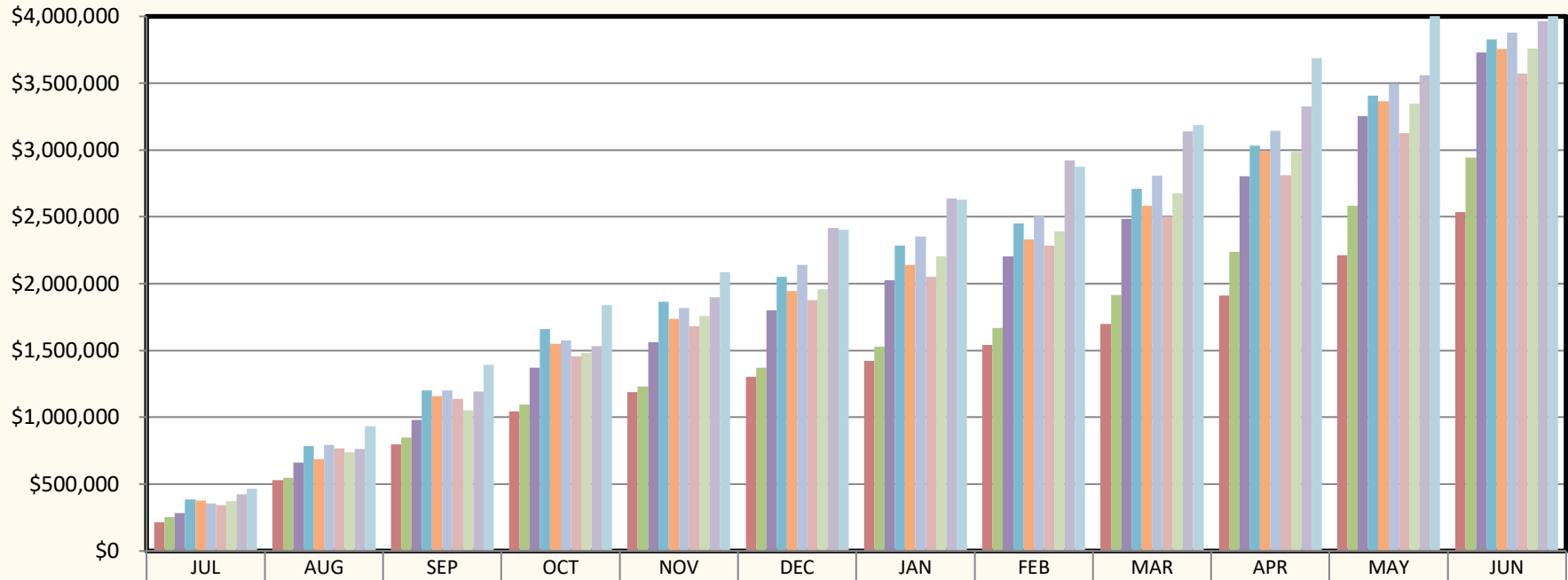
	INSPECTION TOTAL	Residential		Non-Residential		TOTAL STOPS	TOTAL MILEAGE	
		Residential	Non-Residential	Residential	Non-Residential		AUBURN OFFICE	TAHOE OFFICE
AUBURN OFFICE	2,784	2,669	115			1,159	5,163	
TAHOE OFFICE	1,265	1,219	46			569	1,900	
SUB-TOTAL	4,049	3,888	161			1,728	7,063	
PREVIOUS TOTAL	37,779	35,738	2,041			16,701	71,024	
TOTALS TO DATE	41,828	39,626	2,202			18,429	78,087	

PLACER COUNTY BUILDING DEPARTMENT MONTHLY REVENUE



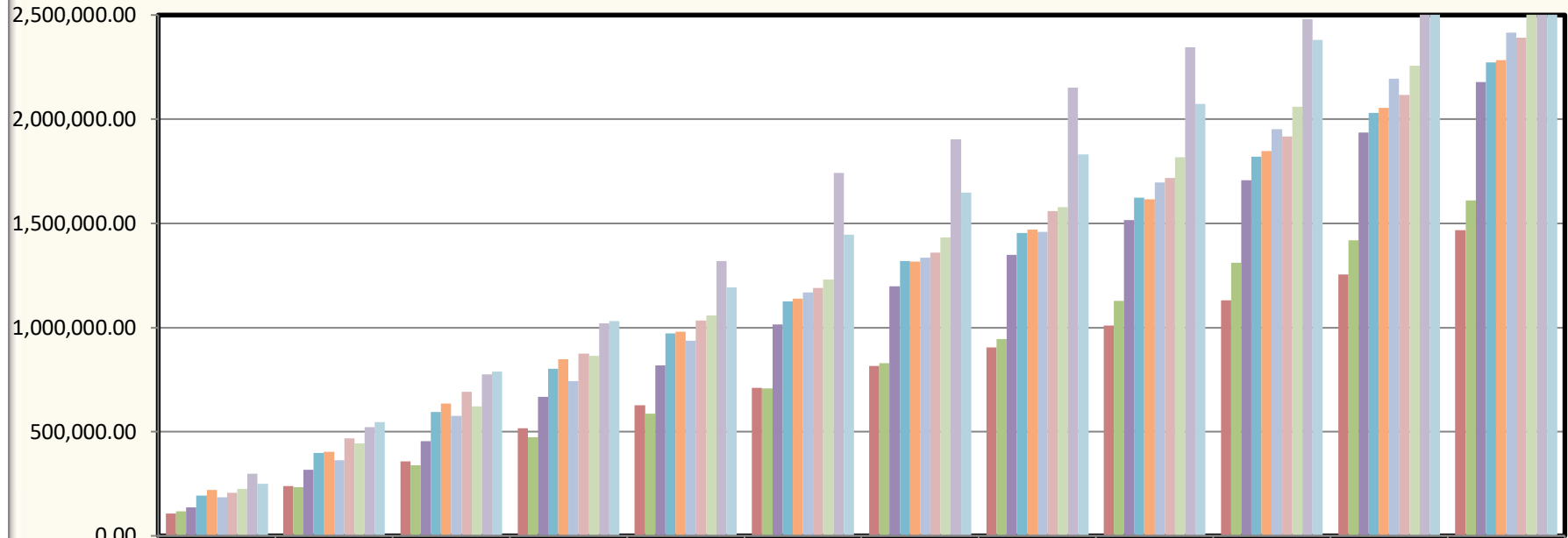
	JUL	AUG	SEP	OCT	NOV	DEC	JAN	FEB	MAR	APR	MAY	JUN
11/12	\$217,999	\$310,476	\$268,647	\$248,576	\$142,444	\$116,297	\$119,050	\$118,569	\$157,993	\$209,727	\$302,482	\$325,596
12/13	\$253,862	\$295,130	\$300,394	\$247,742	\$133,867	\$142,559	\$156,781	\$137,189	\$249,842	\$321,031	\$342,371	\$363,424
13/14	\$282,126	\$379,529	\$319,308	\$388,936	\$193,391	\$237,149	\$224,408	\$180,015	\$279,028	\$321,312	\$450,310	\$476,582
14/15	\$384,353	\$403,015	\$412,906	\$458,423	\$206,566	\$185,751	\$233,149	\$168,094	\$259,156	\$321,885	\$375,234	\$419,061
15/16	\$379,395	\$308,264	\$469,795	\$393,339	\$186,253	\$207,979	\$197,751	\$189,096	\$249,451	\$411,592	\$371,789	\$391,675
16/17	\$356,466	\$435,675	\$410,713	\$372,537	\$242,593	\$323,395	\$209,831	\$153,666	\$304,428	\$333,131	\$355,598	\$379,029
17/18	\$341,492	\$427,820	\$367,943	\$319,564	\$223,330	\$198,382	\$174,942	\$231,858	\$217,632	\$307,779	\$316,727	\$445,380
18/19	\$374,549	\$364,225	\$316,208	\$427,414	\$276,023	\$199,994	\$248,136	\$183,516	\$287,490	\$308,873	\$361,953	\$409,375
19/20	\$426,103	\$337,257	\$428,693	\$342,840	\$362,182	\$520,682	\$218,949	\$286,105	\$216,825	\$187,516	\$232,250	\$403,681
20/21	\$465,568	\$468,747	\$460,493	\$443,566	\$245,905	\$318,874	\$226,599	\$244,597	\$312,303	\$499,502	\$578,999	\$636,958

PLACER COUNTY BUILDING DEPARTMENT CUMULATIVE REVENUE



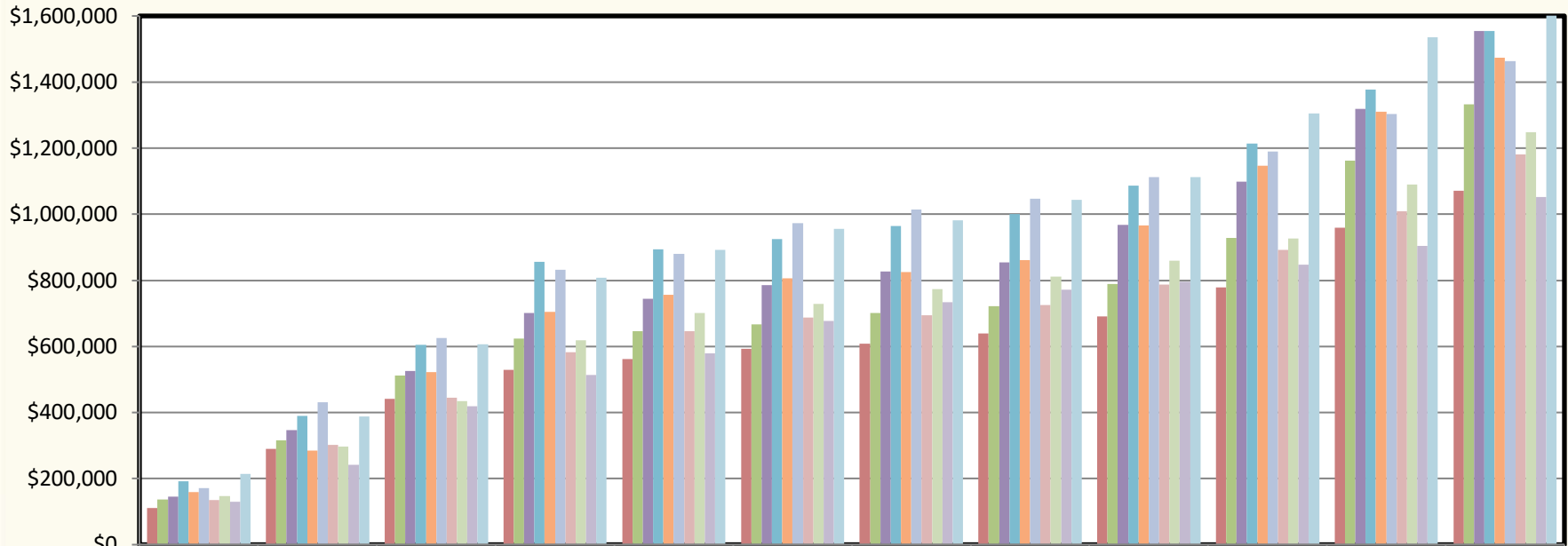
	JUL	AUG	SEP	OCT	NOV	DEC	JAN	FEB	MAR	APR	MAY	JUN
11/12	\$217,999	\$528,475	\$797,122	\$1,045,698	\$1,188,141	\$1,304,439	\$1,423,489	\$1,542,058	\$1,700,050	\$1,909,777	\$2,212,259	\$2,537,855
12/13	\$253,862	\$548,992	\$849,387	\$1,097,128	\$1,230,995	\$1,373,553	\$1,530,334	\$1,667,523	\$1,917,366	\$2,238,396	\$2,580,767	\$2,944,191
13/14	\$282,126	\$661,655	\$980,963	\$1,369,899	\$1,563,290	\$1,800,439	\$2,024,847	\$2,204,862	\$2,483,890	\$2,805,202	\$3,255,512	\$3,732,094
14/15	\$384,353	\$787,368	\$1,200,274	\$1,658,697	\$1,865,262	\$2,051,013	\$2,284,162	\$2,452,256	\$2,711,412	\$3,033,297	\$3,408,531	\$3,827,592
15/16	\$379,395	\$687,658	\$1,157,454	\$1,550,793	\$1,737,046	\$1,945,025	\$2,142,776	\$2,331,872	\$2,581,323	\$2,992,915	\$3,364,704	\$3,756,379
16/17	\$356,466	\$792,141	\$1,202,854	\$1,575,391	\$1,817,983	\$2,141,378	\$2,351,209	\$2,504,876	\$2,809,303	\$3,142,434	\$3,498,032	\$3,877,061
17/18	\$341,492	\$769,311	\$1,137,254	\$1,456,819	\$1,680,149	\$1,878,531	\$2,053,473	\$2,285,331	\$2,502,963	\$2,810,742	\$3,127,469	\$3,572,849
18/19	\$374,549	\$738,774	\$1,054,982	\$1,482,396	\$1,758,419	\$1,958,413	\$2,206,549	\$2,390,065	\$2,677,555	\$2,986,428	\$3,348,381	\$3,757,756
19/20	\$426,103	\$763,360	\$1,192,053	\$1,534,893	\$1,897,075	\$2,417,757	\$2,636,706	\$2,922,811	\$3,139,636	\$3,327,152	\$3,559,402	\$3,963,083
20/21	\$465,568	\$934,315	\$1,394,808	\$1,838,374	\$2,084,279	\$2,403,153	\$2,629,752	\$2,874,349	\$3,186,652	\$3,686,154	\$4,265,153	\$4,902,111

PLACER COUNTY BUILDING DEPARTMENT AUBURN - CUMULATIVE REVENUE



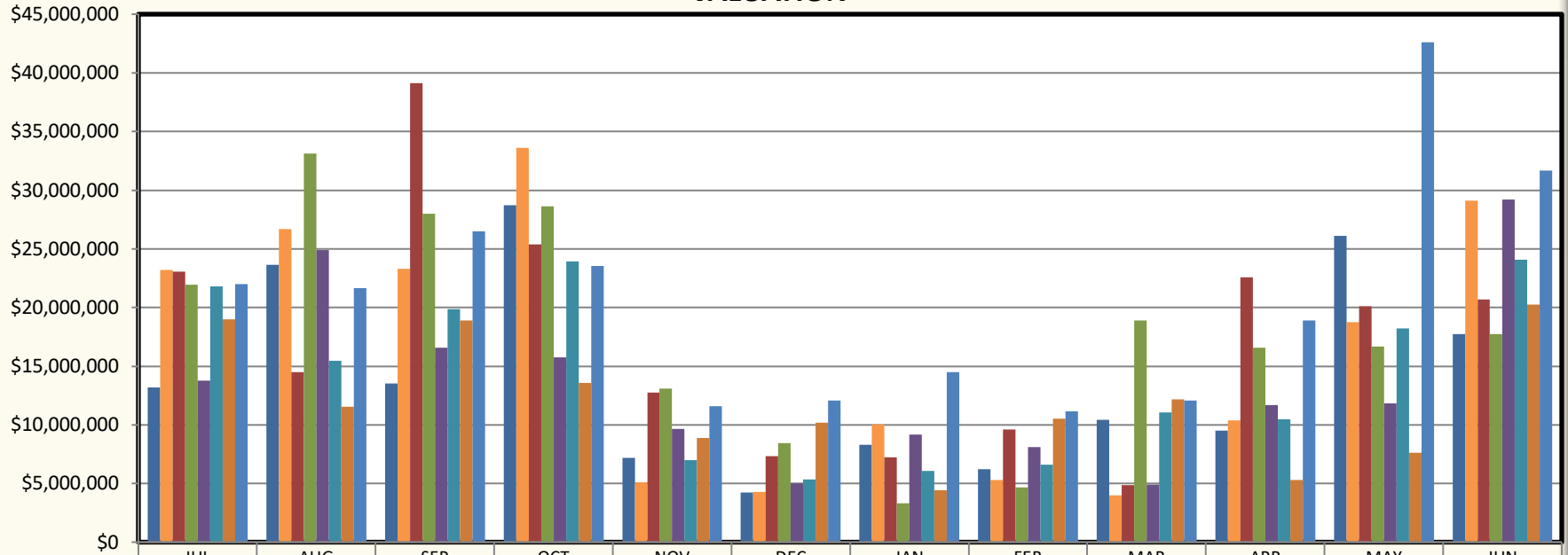
	JUL	AUG	SEP	OCT	NOV	DEC	JAN	FEB	MAR	APR	MAY	JUN
11/12	106,427.11	238,552.85	356,683.13	516,049.42	626,196.74	711,470.08	814,647.61	903,333.10	1,008,815.	1,131,745.	1,253,617.	1,467,238.
12/13	117,607.31	233,523.27	338,368.85	473,163.15	585,523.90	706,588.10	829,206.77	945,210.31	1,128,154.	1,310,784.	1,419,211.	1,611,354.
13/14	137,343.63	315,834.76	455,842.38	668,589.14	819,326.52	1,014,446.	1,198,831.	1,350,075.	1,516,743.	1,706,587.	1,936,624.	2,177,483.
14/15	193,151.00	398,000.59	595,448.30	802,812.30	971,534.46	1,126,312.	1,320,429.	1,452,625.	1,624,501.	1,819,932.	2,030,926.	2,272,870.
15/16	221,065.40	402,729.63	636,033.25	847,102.02	980,848.98	1,139,365.	1,316,987.	1,471,105.	1,615,204.	1,846,317.	2,054,911.	2,282,184.
16/17	185,179.12	361,737.12	576,671.93	743,537.13	937,130.14	1,168,089.	1,336,515.	1,458,787.	1,696,502.	1,952,133.	2,194,669.	2,414,528.
17/18	206,348.48	467,959.50	691,771.41	873,966.01	1,034,659.	1,191,228.	1,360,081.	1,559,370.	1,716,645.	1,918,037.	2,117,626.	2,392,532.
18/19	226,729.00	442,704.00	620,288.00	864,277.00	1,057,008.	1,230,016.	1,432,969.	1,578,272.	1,818,693.	2,059,868.	2,257,695.	2,509,129.
19/20	297,049.00	520,985.00	773,936.00	1,020,799.	1,318,220.	1,741,272.	1,903,599.	2,150,907.	2,344,751.	2,480,519.	2,654,598.	2,911,196.
20/21	250,762.00	545,664.00	787,616.00	1,031,340.	1,192,397.	1,446,955.	1,647,566.	1,831,318.	2,073,970.	2,381,716.	2,730,388.	3,113,203.

PLACER COUNTY BUILDING DEPARTMENT TAHOE - CUMULATIVE REVENUE



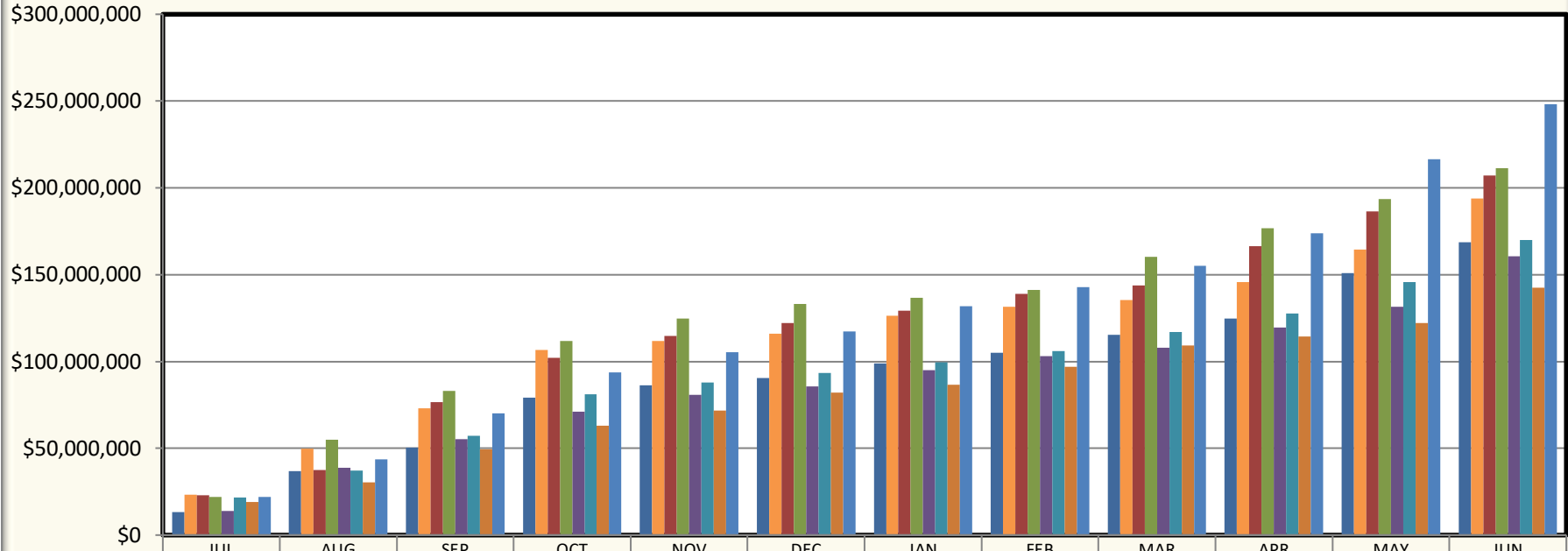
	JUL	AUG	SEP	OCT	NOV	DEC	JAN	FEB	MAR	APR	MAY	JUN
11/12	\$111,571	\$289,922	\$440,439	\$529,648	\$561,945	\$592,969	\$608,841	\$638,725	\$691,235	\$778,032	\$958,642	\$1,070,617
12/13	\$136,255	\$315,469	\$511,018	\$623,965	\$645,471	\$666,965	\$701,127	\$722,313	\$789,211	\$927,612	\$1,161,556	\$1,332,837
13/14	\$144,782	\$345,820	\$525,121	\$701,310	\$743,964	\$785,992	\$826,015	\$854,786	\$967,146	\$1,098,615	\$1,318,887	\$1,554,611
14/15	\$191,202	\$389,367	\$604,825	\$855,884	\$893,728	\$924,701	\$963,732	\$999,631	\$1,086,912	\$1,213,366	\$1,377,605	\$1,554,723
15/16	\$158,329	\$284,929	\$521,420	\$703,691	\$756,197	\$805,660	\$825,789	\$860,767	\$966,119	\$1,146,598	\$1,309,793	\$1,474,195
16/17	\$171,287	\$430,404	\$626,182	\$831,853	\$880,853	\$973,289	\$1,014,694	\$1,046,089	\$1,112,800	\$1,190,300	\$1,303,362	\$1,462,533
17/18	\$135,143	\$301,352	\$445,483	\$582,853	\$645,490	\$687,303	\$693,392	\$725,961	\$786,318	\$892,704	\$1,009,842	\$1,180,316
18/19	\$147,820	\$296,070	\$434,694	\$618,119	\$701,411	\$728,397	\$773,580	\$811,793	\$858,862	\$926,560	\$1,090,686	\$1,248,627
19/20	\$129,054	\$242,375	\$418,117	\$514,094	\$578,855	\$676,485	\$733,107	\$771,904	\$794,885	\$846,633	\$904,804	\$1,051,887
20/21	\$214,806	\$388,651	\$607,192	\$807,034	\$891,882	\$956,198	\$982,186	\$1,043,031	\$1,112,682	\$1,304,438	\$1,534,765	\$1,788,908

**PLACER COUNTY
BUILDING DEPARTMENT
SINGLE FAMILY DWELLING
VALUATION**



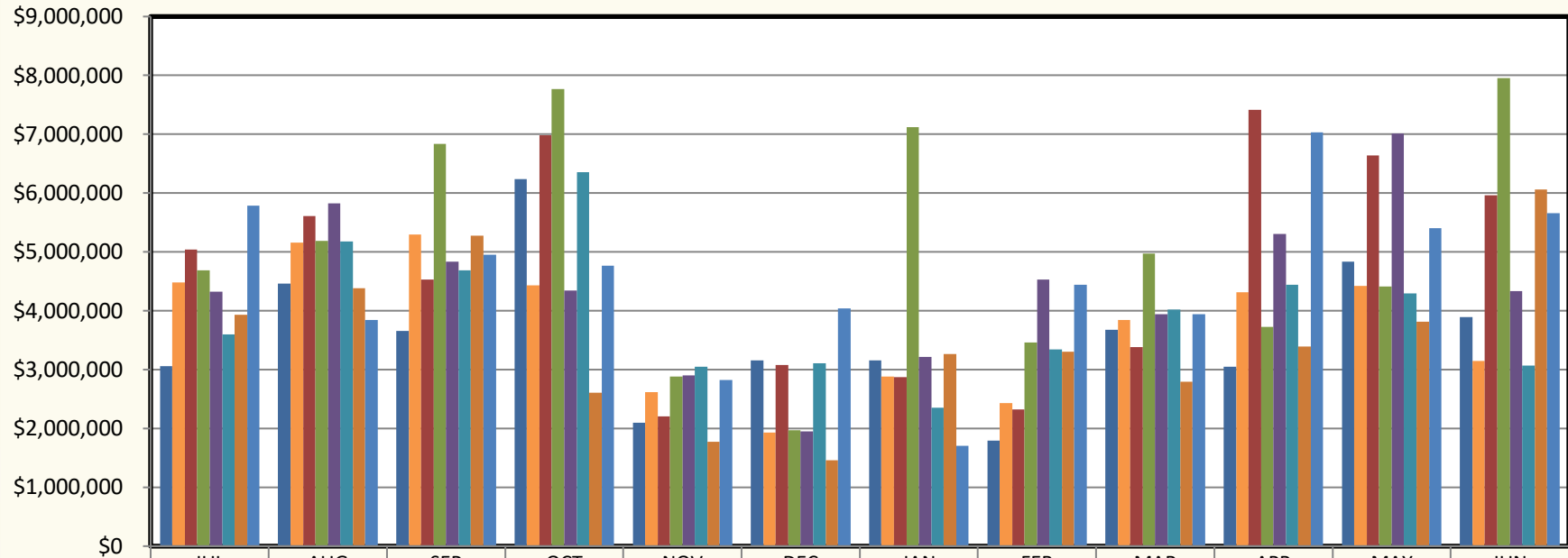
	JUL	AUG	SEP	OCT	NOV	DEC	JAN	FEB	MAR	APR	MAY	JUN
■ 13/14	\$13,181,348	\$23,630,828	\$13,502,014	\$28,735,778	\$7,164,310	\$4,211,539	\$8,297,110	\$6,195,730	\$10,444,601	\$9,504,702	\$26,117,892	\$17,731,688
■ 14/15	\$23,188,848	\$26,698,307	\$23,288,297	\$33,605,271	\$5,121,984	\$4,266,782	\$10,025,593	\$5,294,321	\$3,982,342	\$10,388,077	\$18,772,095	\$29,116,674
■ 15/16	\$23,051,452	\$14,469,726	\$39,121,867	\$25,390,831	\$12,725,941	\$7,312,288	\$7,225,539	\$9,590,155	\$4,869,210	\$22,553,970	\$20,090,215	\$20,683,329
■ 16/17	\$21,921,047	\$33,145,443	\$28,016,410	\$28,645,021	\$13,099,204	\$8,463,404	\$3,309,732	\$4,678,915	\$18,905,395	\$16,591,821	\$16,678,077	\$17,755,889
■ 17/18	\$13,759,230	\$24,906,467	\$16,588,677	\$15,765,329	\$9,652,638	\$5,026,883	\$9,156,915	\$8,105,248	\$4,909,017	\$11,670,424	\$11,836,809	\$29,216,252
■ 18/19	\$21,804,969	\$15,463,045	\$19,847,120	\$23,934,905	\$6,998,008	\$5,357,620	\$6,063,202	\$6,583,896	\$11,069,370	\$10,473,052	\$18,209,290	\$24,077,191
■ 19/20	\$18,974,913	\$11,527,735	\$18,875,184	\$13,594,945	\$8,899,008	\$10,170,818	\$4,416,351	\$10,531,491	\$12,187,098	\$5,318,955	\$7,631,006	\$20,248,334
■ 20/21	\$21,969,776	\$21,666,002	\$26,498,505	\$23,537,360	\$11,571,654	\$12,077,928	\$14,474,497	\$11,152,211	\$12,083,753	\$18,901,763	\$42,628,307	\$31,689,647

**PLACER COUNTY
BUILDING DEPARTMENT
SINGLE FAMILY DWELLING CUMULATIVE VALUATION**



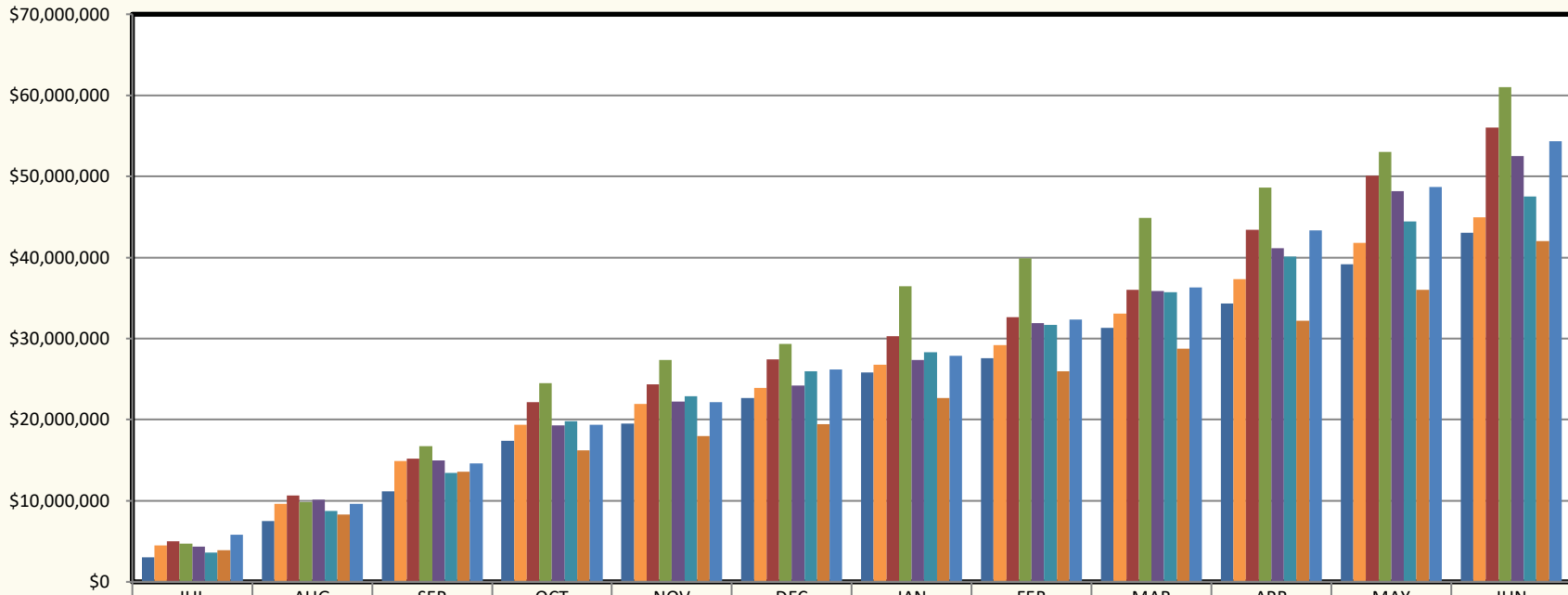
	JUL	AUG	SEP	OCT	NOV	DEC	JAN	FEB	MAR	APR	MAY	JUN
■ 13/14	\$13,181,348	\$36,812,176	\$50,314,190	\$79,049,968	\$86,214,278	\$90,425,817	\$98,722,927	\$104,918,657	\$115,363,258	\$124,867,960	\$150,985,852	\$168,717,540
■ 14/15	\$23,188,848	\$49,887,155	\$73,175,452	\$106,780,723	\$111,902,707	\$116,169,489	\$126,195,082	\$131,489,403	\$135,471,745	\$145,859,822	\$164,631,917	\$193,748,591
■ 15/16	\$23,051,452	\$37,521,178	\$76,643,045	\$102,033,876	\$114,759,817	\$122,072,105	\$129,297,644	\$138,887,799	\$143,757,009	\$166,310,979	\$186,401,194	\$207,084,523
■ 16/17	\$21,921,047	\$55,066,490	\$83,082,900	\$111,727,921	\$124,827,125	\$133,290,529	\$136,600,261	\$141,279,176	\$160,184,571	\$176,776,392	\$193,454,469	\$211,210,358
■ 17/18	\$13,759,230	\$38,665,697	\$55,254,374	\$71,019,703	\$80,672,341	\$85,699,224	\$94,856,139	\$102,961,387	\$107,870,404	\$119,540,828	\$131,377,637	\$160,593,889
■ 18/19	\$21,804,969	\$37,268,014	\$57,115,134	\$81,050,039	\$88,048,047	\$93,405,667	\$99,468,869	\$106,052,765	\$117,122,135	\$127,595,187	\$145,804,477	\$169,881,668
■ 19/20	\$18,974,913	\$30,502,648	\$49,377,832	\$62,972,777	\$71,871,785	\$82,042,603	\$86,458,954	\$96,990,445	\$109,177,543	\$114,496,498	\$122,127,504	\$142,375,838
■ 20/21	\$21,969,776	\$43,635,778	\$70,134,283	\$93,671,643	\$105,243,297	\$117,321,225	\$131,795,722	\$142,947,933	\$155,031,686	\$173,933,449	\$216,561,756	\$248,251,403

PLACER COUNTY BUILDING DEPARTMENT RESIDENTIAL - ADDITIONS / ALTERATIONS / REMODELS VALUATION



	JUL	AUG	SEP	OCT	NOV	DEC	JAN	FEB	MAR	APR	MAY	JUN
■ 13/14	\$3,054,704	\$4,461,136	\$3,653,658	\$6,232,761	\$2,102,125	\$3,159,781	\$3,160,250	\$1,797,295	\$3,674,421	\$3,050,970	\$4,829,626	\$3,892,689
■ 14/15	\$4,478,004	\$5,154,815	\$5,291,499	\$4,431,103	\$2,614,842	\$1,931,409	\$2,885,381	\$2,428,307	\$3,841,757	\$4,311,606	\$4,423,110	\$3,142,956
■ 15/16	\$5,043,479	\$5,613,256	\$4,533,992	\$6,981,247	\$2,202,853	\$3,079,831	\$2,877,121	\$2,324,407	\$3,378,821	\$7,415,139	\$6,637,965	\$5,961,055
■ 16/17	\$4,683,622	\$5,183,929	\$6,836,268	\$7,768,442	\$2,882,752	\$1,974,453	\$7,121,564	\$3,461,292	\$4,974,551	\$3,725,188	\$4,415,123	\$7,952,374
■ 17/18	\$4,327,955	\$5,821,429	\$4,831,987	\$4,347,727	\$2,898,891	\$1,949,784	\$3,212,265	\$4,533,215	\$3,942,532	\$5,301,484	\$7,010,674	\$4,331,276
■ 18/19	\$3,596,442	\$5,174,016	\$4,691,097	\$6,357,037	\$3,052,206	\$3,111,807	\$2,355,025	\$3,347,330	\$4,022,860	\$4,441,211	\$4,290,836	\$3,067,230
■ 19/20	\$3,927,735	\$4,381,453	\$5,278,782	\$2,608,465	\$1,775,633	\$1,464,104	\$3,262,608	\$3,303,665	\$2,789,093	\$3,394,069	\$3,811,914	\$6,056,004
■ 20/21	\$5,784,352	\$3,843,604	\$4,952,484	\$4,761,071	\$2,822,408	\$4,038,933	\$1,701,466	\$4,439,462	\$3,937,474	\$7,031,334	\$5,403,438	\$5,656,076

PLACER COUNTY BUILDING DEPARTMENT RESIDENTIAL - ADDITIONS / ALTERATIONS / REMODELS CUMULATIVE VALUATION



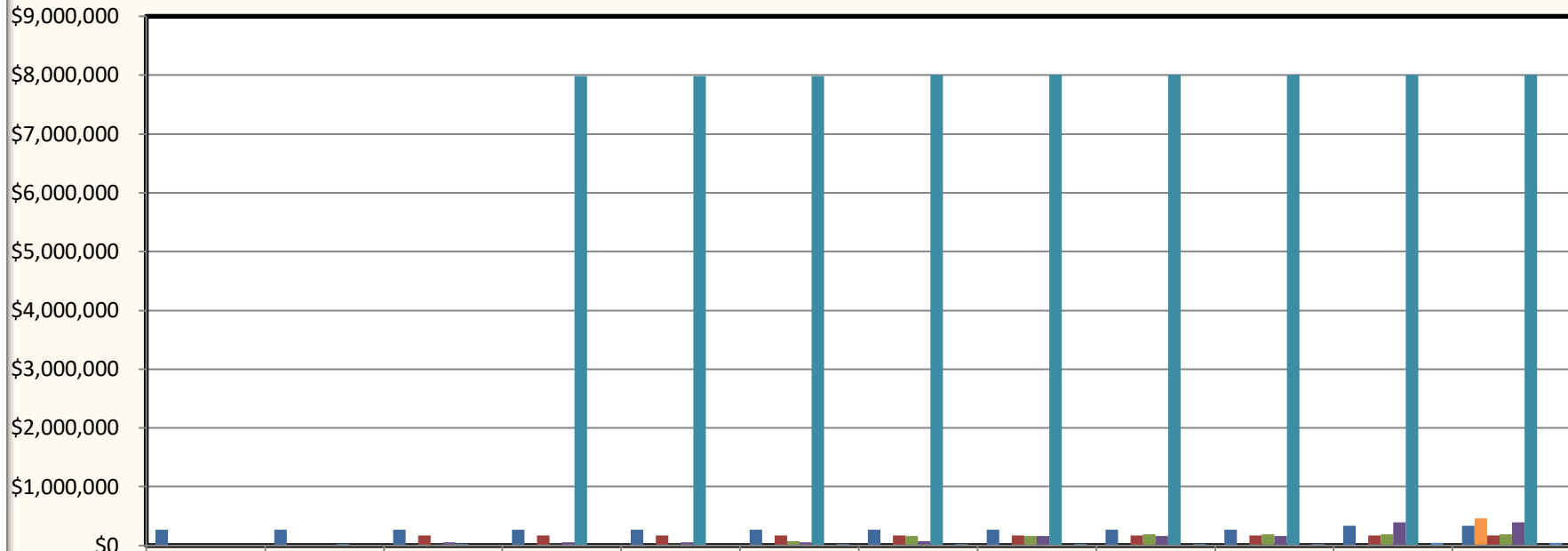
	JUL	AUG	SEP	OCT	NOV	DEC	JAN	FEB	MAR	APR	MAY	JUN
13/14	\$3,054,704	\$7,515,840	\$11,169,498	\$17,402,259	\$19,504,384	\$22,664,165	\$25,824,415	\$27,621,710	\$31,296,131	\$34,347,101	\$39,176,727	\$43,069,416
14/15	\$4,478,004	\$9,632,819	\$14,924,318	\$19,355,421	\$21,970,263	\$23,901,672	\$26,787,053	\$29,215,360	\$33,057,117	\$37,368,723	\$41,791,833	\$44,934,789
15/16	\$5,043,479	\$10,656,735	\$15,190,727	\$22,171,974	\$24,374,827	\$27,454,658	\$30,331,779	\$32,656,186	\$36,035,007	\$43,450,146	\$50,088,111	\$56,049,166
16/17	\$4,683,622	\$9,867,551	\$16,703,819	\$24,472,261	\$27,355,013	\$29,329,466	\$36,451,030	\$39,912,322	\$44,886,873	\$48,612,061	\$53,027,184	\$60,979,558
17/18	\$4,327,955	\$10,149,384	\$14,981,371	\$19,329,098	\$22,227,989	\$24,177,773	\$27,390,038	\$31,923,253	\$35,865,785	\$41,167,269	\$48,177,943	\$52,509,219
18/19	\$3,596,442	\$8,770,458	\$13,461,555	\$19,818,592	\$22,870,798	\$25,982,605	\$28,337,630	\$31,684,960	\$35,707,820	\$40,149,031	\$44,439,867	\$47,507,097
19/20	\$3,927,735	\$8,309,188	\$13,587,970	\$16,196,435	\$17,972,068	\$19,436,172	\$22,698,780	\$26,002,445	\$28,791,538	\$32,185,607	\$35,997,521	\$42,053,525
20/21	\$5,784,352	\$9,627,956	\$14,580,440	\$19,341,511	\$22,163,919	\$26,202,852	\$27,904,318	\$32,343,780	\$36,281,254	\$43,312,588	\$48,716,026	\$54,372,102

PLACER COUNTY BUILDING DEPARTMENT INDUSTRIAL VALUATION



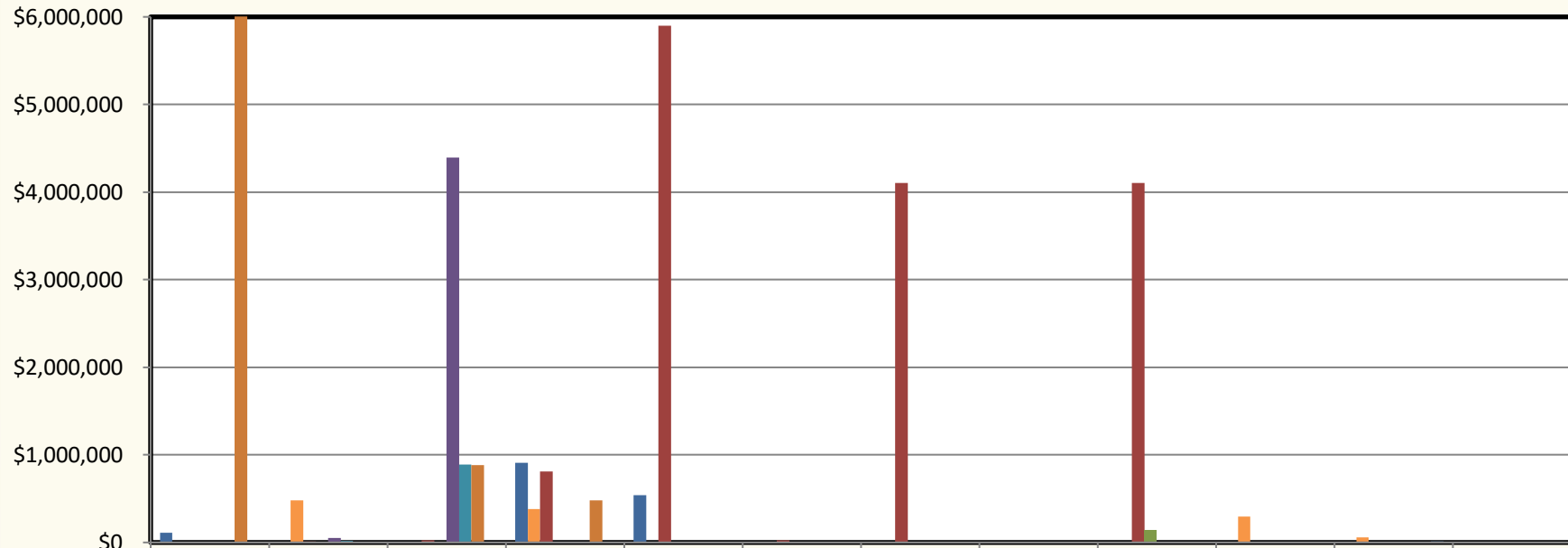
	JUL	AUG	SEP	OCT	NOV	DEC	JAN	FEB	MAR	APR	MAY	JUN
■ 13/14	\$265,006	\$0	\$0	\$0	\$0	\$0	\$0	\$0	\$0	\$0	\$67,414	\$0
■ 14/15	\$0	\$0	\$0	\$0	\$0	\$0	\$0	\$0	\$0	\$10,000	\$0	\$457,416
■ 15/16	\$0	\$0	\$171,745	\$0	\$0	\$0	\$0	\$0	\$0	\$0	\$0	\$0
■ 16/17	\$0	\$0	\$21,781	\$0	\$0	\$50,572	\$87,979	\$0	\$26,572	\$0	\$3,998	\$0
■ 17/18	\$0	\$0	\$59,955	\$0	\$0	\$0	\$18,287	\$81,076	\$0	\$0	\$238,700	\$0
■ 18/19	\$0	\$30,000	\$0	\$7,956,427	\$0	\$0	\$15,255	\$0	\$0	\$0	\$0	\$0
■ 19/20	\$0	\$0	\$0	\$0	\$0	\$0	\$0	\$0	\$0	\$0	\$0	\$0
■ 20/21	\$0	\$0	\$0	\$0	\$0	\$25,000	\$0	\$0	\$0	\$0	\$22,700	\$0

PLACER COUNTY BUILDING DEPARTMENT INDUSTRIAL CUMULATIVE VALUATION



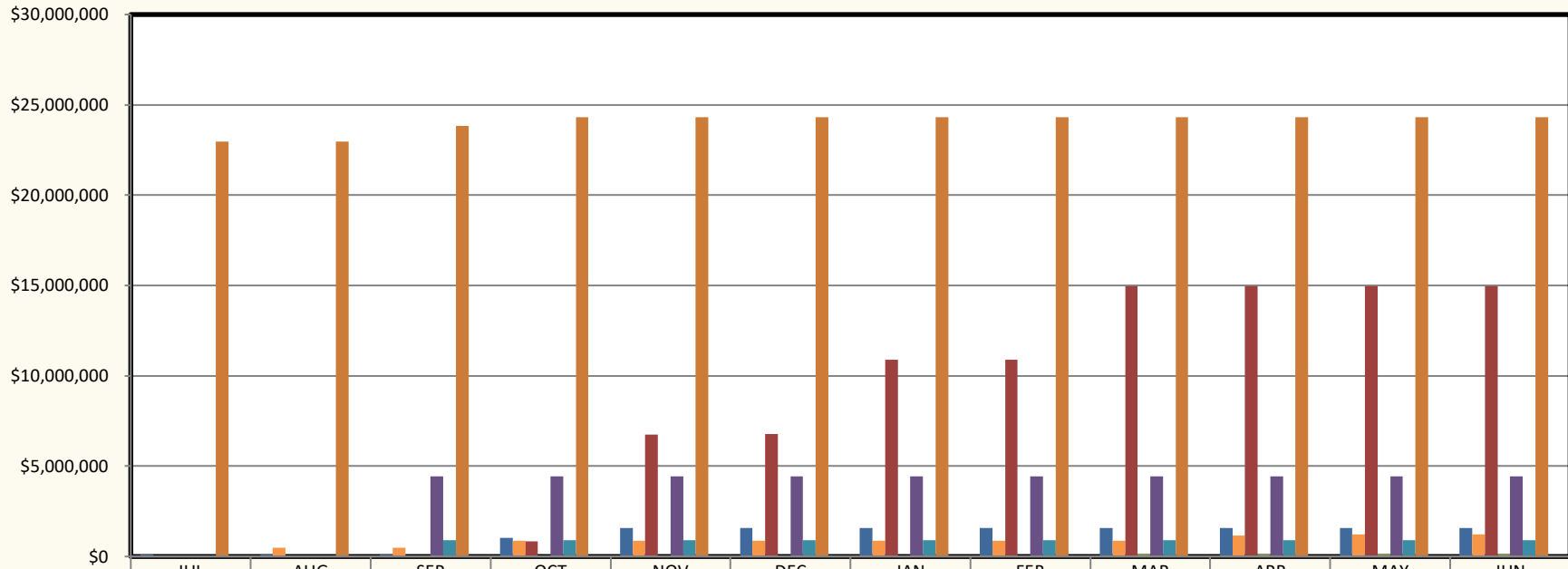
	JUL	AUG	SEP	OCT	NOV	DEC	JAN	FEB	MAR	APR	MAY	JUN
■ 13/14	\$265,006	\$265,006	\$265,006	\$265,006	\$265,006	\$265,006	\$265,006	\$265,006	\$265,006	\$265,006	\$332,420	\$332,420
■ 14/15	\$0	\$0	\$0	\$0	\$0	\$0	\$0	\$0	\$0	\$10,000	\$10,000	\$467,416
■ 15/16	\$0	\$0	\$171,745	\$171,745	\$171,745	\$171,745	\$171,745	\$171,745	\$171,745	\$171,745	\$171,745	\$171,745
■ 16/17	\$0	\$0	\$21,781	\$21,781	\$21,781	\$72,353	\$160,332	\$160,332	\$186,904	\$186,904	\$190,902	\$190,902
■ 17/18	\$0	\$0	\$59,955	\$59,955	\$59,955	\$59,955	\$78,242	\$159,318	\$159,318	\$159,318	\$398,018	\$398,018
■ 18/19	\$0	\$30,000	\$30,000	\$7,986,427	\$7,986,427	\$7,986,427	\$8,001,682	\$8,001,682	\$8,001,682	\$8,001,682	\$8,001,682	\$8,001,682
■ 19/20	\$0	\$0	\$0	\$0	\$0	\$0	\$0	\$0	\$0	\$0	\$0	\$0
■ 20/21	\$0	\$0	\$0	\$0	\$0	\$25,000	\$25,000	\$25,000	\$25,000	\$25,000	\$47,700	\$47,700

PLACER COUNTY BUILDING DEPARTMENT INSTITUTIONAL VALUATION (Elderly Resident Care Homes/ Churches/Schools)



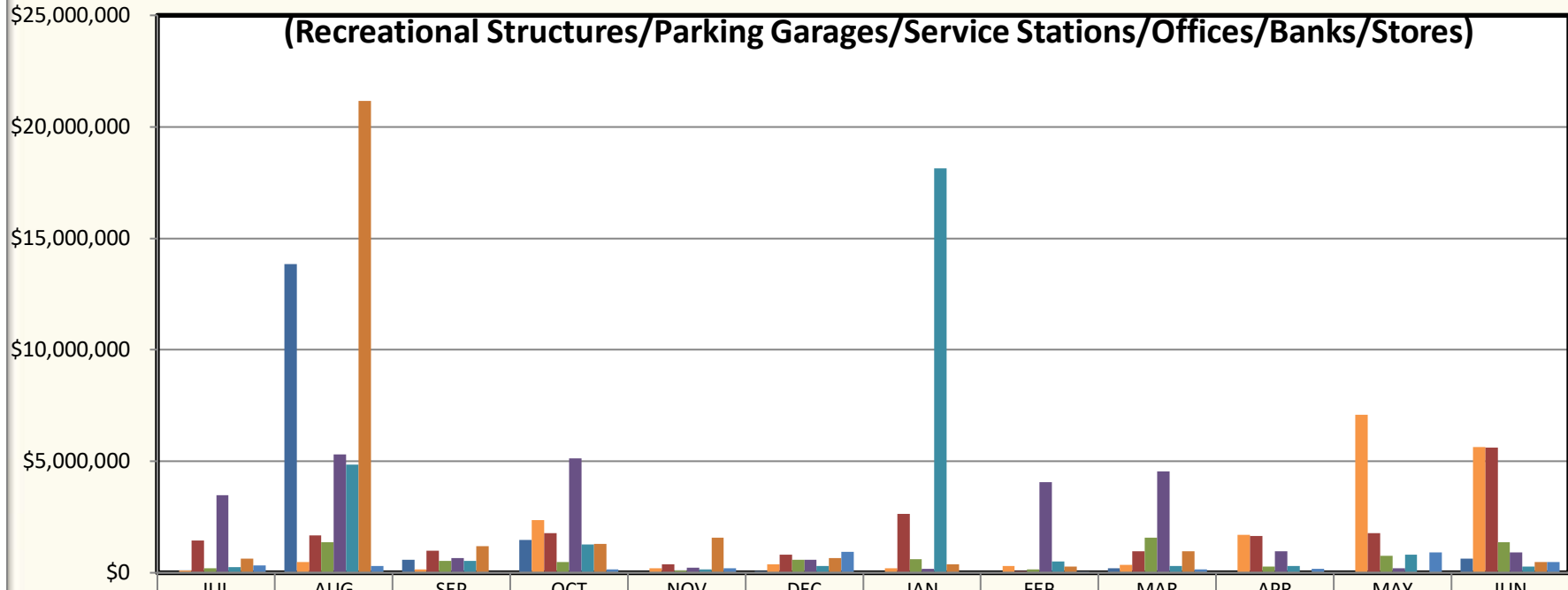
	JUL	AUG	SEP	OCT	NOV	DEC	JAN	FEB	MAR	APR	MAY	JUN
■ 13/14	\$108,142	\$0	\$5,968	\$908,134	\$542,782	\$0	\$0	\$0	\$0	\$0	\$0	\$0
■ 14/15	\$0	\$481,769	\$0	\$380,447	\$0	\$0	\$0	\$0	\$0	\$293,992	\$61,216	\$0
■ 15/16	\$0	\$14,209	\$25,462	\$810,539	\$5,899,437	\$28,323	\$4,100,986	\$0	\$4,100,986	\$0	\$0	\$0
■ 16/17	\$0	\$0	\$0	\$0	\$0	\$0	\$0	\$0	\$138,995	\$0	\$0	\$0
■ 17/18	\$0	\$50,000	\$4,391,153	\$0	\$0	\$0	\$0	\$0	\$0	\$0	\$0	\$0
■ 18/19	\$0	\$18,830	\$889,992	\$0	\$0	\$0	\$0	\$1,551	\$0	\$0	\$0	\$0
■ 19/20	\$22,964,27	\$3,224	\$882,439	\$483,115	\$0	\$0	\$0	\$0	\$0	\$0	\$0	\$0
■ 20/21	\$0	\$0	\$0	\$0	\$1,715	\$0	\$0	\$0	\$0	\$0	\$10,148	\$0

**PLACER COUNTY BUILDING DEPARTMENT INSTITUTIONAL
CUMULATIVE VALUATION
(Elderly Resident Care Homes/ Churches/Schools)**



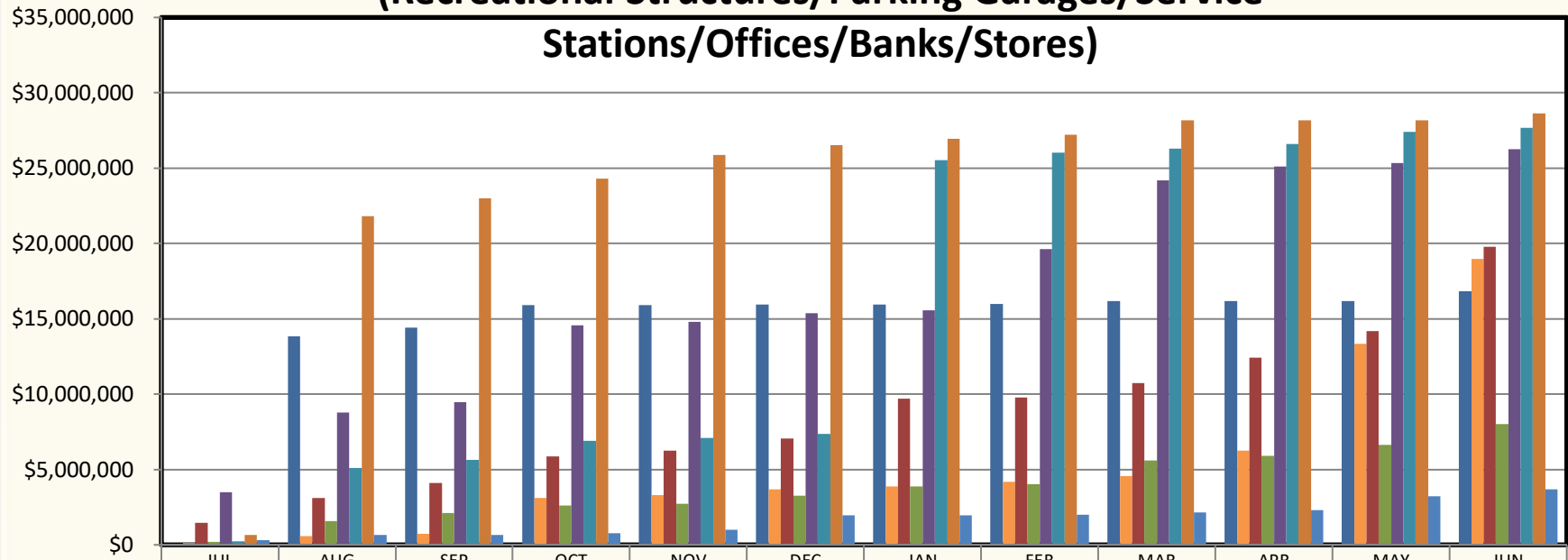
	JUL	AUG	SEP	OCT	NOV	DEC	JAN	FEB	MAR	APR	MAY	JUN
■ 13/14	\$108,142	\$108,142	\$114,110	\$1,022,244	\$1,565,026	\$1,565,026	\$1,565,026	\$1,565,026	\$1,565,026	\$1,565,026	\$1,565,026	\$1,565,026
■ 14/15	\$0	\$481,769	\$481,769	\$862,216	\$862,216	\$862,216	\$862,216	\$862,216	\$862,216	\$1,156,208	\$1,217,424	\$1,217,424
■ 15/16	\$0	\$14,209	\$39,671	\$850,210	\$6,749,647	\$6,777,970	\$10,878,956	\$10,878,956	\$14,979,942	\$14,979,942	\$14,979,942	\$14,979,942
■ 16/17	\$0	\$0	\$0	\$0	\$0	\$0	\$0	\$0	\$138,995	\$138,995	\$138,995	\$138,995
■ 17/18	\$0	\$50,000	\$4,441,153	\$4,441,153	\$4,441,153	\$4,441,153	\$4,441,153	\$4,441,153	\$4,441,153	\$4,441,153	\$4,441,153	\$4,441,153
■ 18/19	\$0	\$18,830	\$908,822	\$908,822	\$908,822	\$908,822	\$908,822	\$910,373	\$910,373	\$910,373	\$910,373	\$910,373
■ 19/20	\$22,964,274	\$22,967,498	\$23,849,937	\$24,333,052	\$24,333,052	\$24,333,052	\$24,333,052	\$24,333,052	\$24,333,052	\$24,333,052	\$24,333,052	\$24,333,052
■ 20/21	\$0	\$0	\$0	\$0	\$1,715	\$1,715	\$1,715	\$1,715	\$1,715	\$1,715	\$11,863	\$11,863

PLACER COUNTY BUILDING DEPARTMENT COMMERICAL VALUATION



	JUL	AUG	SEP	OCT	NOV	DEC	JAN	FEB	MAR	APR	MAY	JUN
■ 13/14	\$0	\$13,843,97	\$585,473	\$1,468,292	\$0	\$64,217	\$0	\$15,962	\$199,860	\$0	\$0	\$640,909
■ 14/15	\$101,990	\$487,270	\$148,565	\$2,373,211	\$195,886	\$375,217	\$209,303	\$308,376	\$365,770	\$1,699,801	\$7,081,697	\$5,639,989
■ 15/16	\$1,450,734	\$1,666,036	\$990,242	\$1,773,269	\$371,751	\$813,254	\$2,649,182	\$72,654	\$959,826	\$1,656,517	\$1,774,386	\$5,604,301
■ 16/17	\$209,854	\$1,368,298	\$541,405	\$485,243	\$104,771	\$572,275	\$605,741	\$142,613	\$1,572,128	\$287,006	\$760,043	\$1,365,304
■ 17/18	\$3,490,857	\$5,304,702	\$662,150	\$5,123,069	\$216,733	\$576,418	\$180,402	\$4,068,793	\$4,547,778	\$955,862	\$207,221	\$914,458
■ 18/19	\$254,342	\$4,852,549	\$543,042	\$1,266,941	\$162,249	\$293,578	\$18,139,60	\$497,493	\$294,192	\$297,574	\$815,970	\$276,518
■ 19/20	\$643,076	\$21,170,52	\$1,204,086	\$1,283,093	\$1,577,648	\$663,733	\$387,754	\$272,864	\$954,320	\$0	\$0	\$493,145
■ 20/21	\$321,413	\$316,675	\$5,432	\$140,987	\$206,880	\$949,715	\$0	\$51,872	\$159,137	\$166,310	\$912,548	\$469,549

**PLACER COUNTY BUILDING DEPARTMENT
COMMERICAL
CUMULATIVE VALUATION
(Recreational Structures/Parking Garages/Service
Stations/Offices/Banks/Stores)**

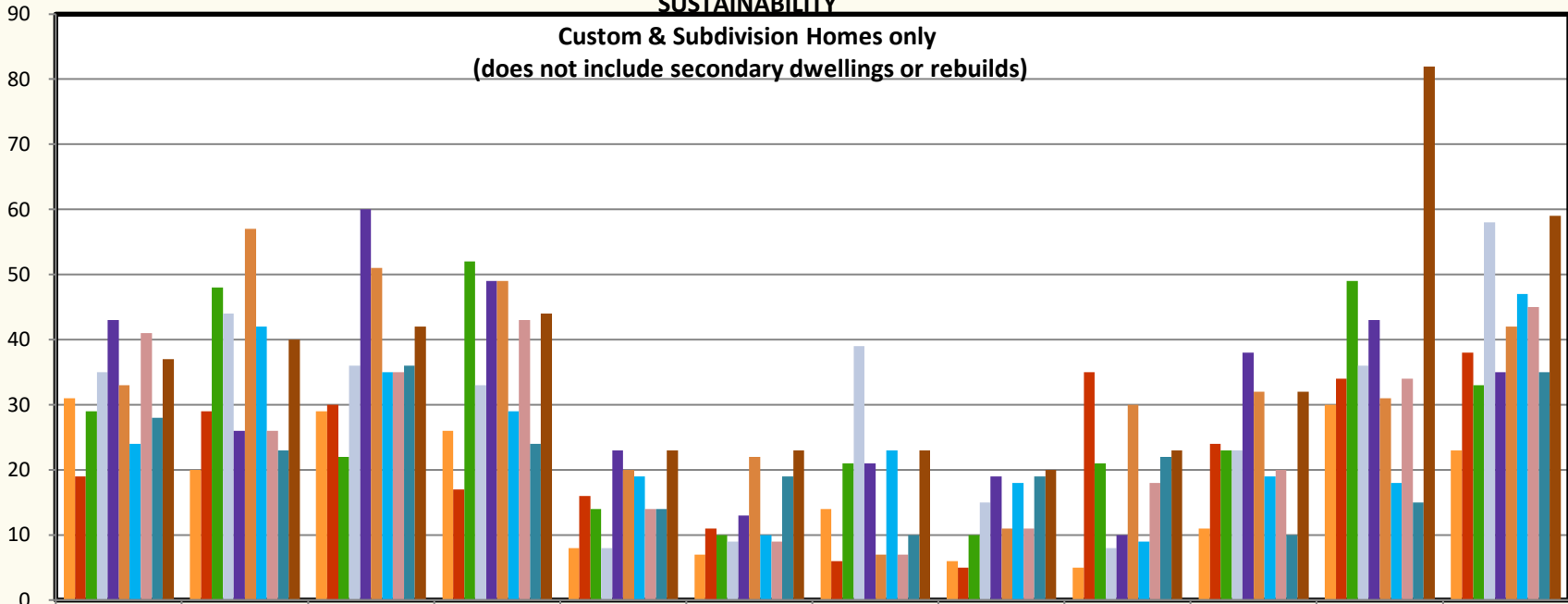


	JUL	AUG	SEP	OCT	NOV	DEC	JAN	FEB	MAR	APR	MAY	JUN
■ 13/14	\$0	\$13,843,976	\$14,429,449	\$15,897,741	\$15,897,741	\$15,961,958	\$15,961,958	\$15,977,920	\$16,177,780	\$16,177,780	\$16,177,780	\$16,818,689
■ 14/15	\$101,990	\$589,260	\$737,825	\$3,111,036	\$3,306,922	\$3,682,139	\$3,891,442	\$4,199,818	\$4,565,588	\$6,265,389	\$13,347,086	\$18,987,075
■ 15/16	\$1,450,734	\$3,116,770	\$4,107,012	\$5,880,281	\$6,252,032	\$7,065,286	\$9,714,468	\$9,787,122	\$10,746,948	\$12,403,465	\$14,177,851	\$19,782,152
■ 16/17	\$209,854	\$1,578,152	\$2,119,557	\$2,604,800	\$2,709,571	\$3,281,846	\$3,887,587	\$4,030,200	\$5,602,328	\$5,889,334	\$6,649,377	\$8,014,681
■ 17/18	\$3,490,857	\$8,795,559	\$9,457,709	\$14,580,778	\$14,797,511	\$15,373,929	\$15,554,331	\$19,623,124	\$24,170,902	\$25,126,764	\$25,333,985	\$26,248,443
■ 18/19	\$254,342	\$5,106,891	\$5,649,933	\$6,916,874	\$7,079,123	\$7,372,701	\$25,512,302	\$26,009,795	\$26,303,987	\$26,601,561	\$27,417,531	\$27,694,049
■ 19/20	\$643,076	\$21,813,603	\$23,017,689	\$24,300,782	\$25,878,430	\$26,542,163	\$26,929,917	\$27,202,781	\$28,157,101	\$28,157,101	\$28,157,101	\$28,650,246
■ 20/21	\$321,413	\$638,088	\$643,520	\$784,507	\$991,387	\$1,941,102	\$1,941,102	\$1,992,974	\$2,152,111	\$2,318,421	\$3,230,969	\$3,700,518

PLACER COUNTY BUILDING DEPARTMENT SFD PERMITS ISSUED

SUSTAINABILITY

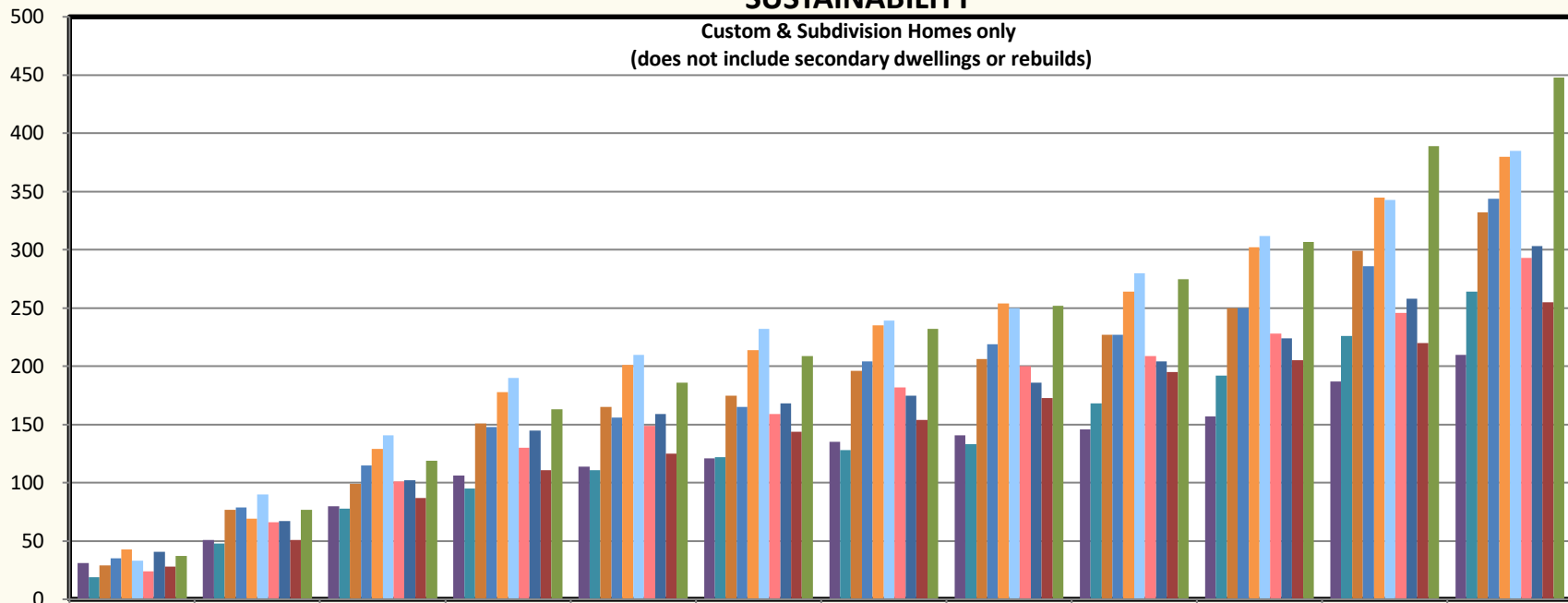
**Custom & Subdivision Homes only
(does not include secondary dwellings or rebuilds)**



	JUL	AUG	SEPT	OCT	NOV	DEC	JAN	FEB	MAR	APR	MAY	JUN
11-12	31	20	29	26	8	7	14	6	5	11	30	23
12-13	19	29	30	17	16	11	6	5	35	24	34	38
13-14	29	48	22	52	14	10	21	10	21	23	49	33
14-15	35	44	36	33	8	9	39	15	8	23	36	58
15-16	43	26	60	49	23	13	21	19	10	38	43	35
16-17	33	57	51	49	20	22	7	11	30	32	31	42
17-18	24	42	35	29	19	10	23	18	9	19	18	47
18-19	41	26	35	43	14	9	7	11	18	20	34	45
19-20	28	23	36	24	14	19	10	19	22	10	15	35
20-21	37	40	42	44	23	23	23	20	23	32	82	59

PLACER COUNTY BUILDING DEPARTMENT CUMULATIVE SFD PERMITS ISSUED SUSTAINABILITY

Custom & Subdivision Homes only
(does not include secondary dwellings or rebuilds)

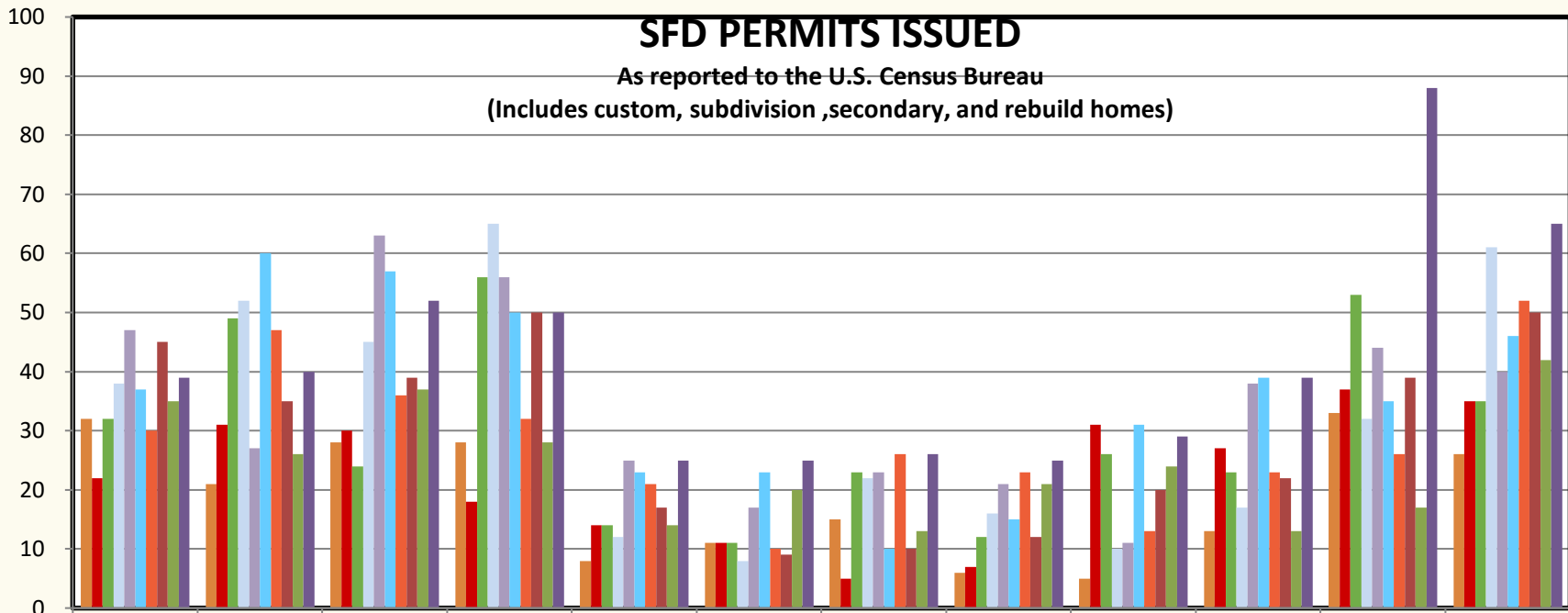


	JUL	AUG	SEPT	OCT	NOV	DEC	JAN	FEB	MAR	APR	MAY	JUN
■ 11-12	31	51	80	106	114	121	135	141	146	157	187	210
■ 12-13	19	48	78	95	111	122	128	133	168	192	226	264
■ 13-14	29	77	99	151	165	175	196	206	227	250	299	332
■ 14-15	35	79	115	148	156	165	204	219	227	250	286	344
■ 15-16	43	69	129	178	201	214	235	254	264	302	345	380
■ 16-17	33	90	141	190	210	232	239	250	280	312	343	385
■ 17-18	24	66	101	130	149	159	182	200	209	228	246	293
■ 18-19	41	67	102	145	159	168	175	186	204	224	258	303
■ 19-20	28	51	87	111	125	144	154	173	195	205	220	255
■ 20-21	37	77	119	163	186	209	232	252	275	307	389	448

PLACER COUNTY BUILDING DEPARTMENT

SFD PERMITS ISSUED

As reported to the U.S. Census Bureau
(Includes custom, subdivision ,secondary, and rebuild homes)

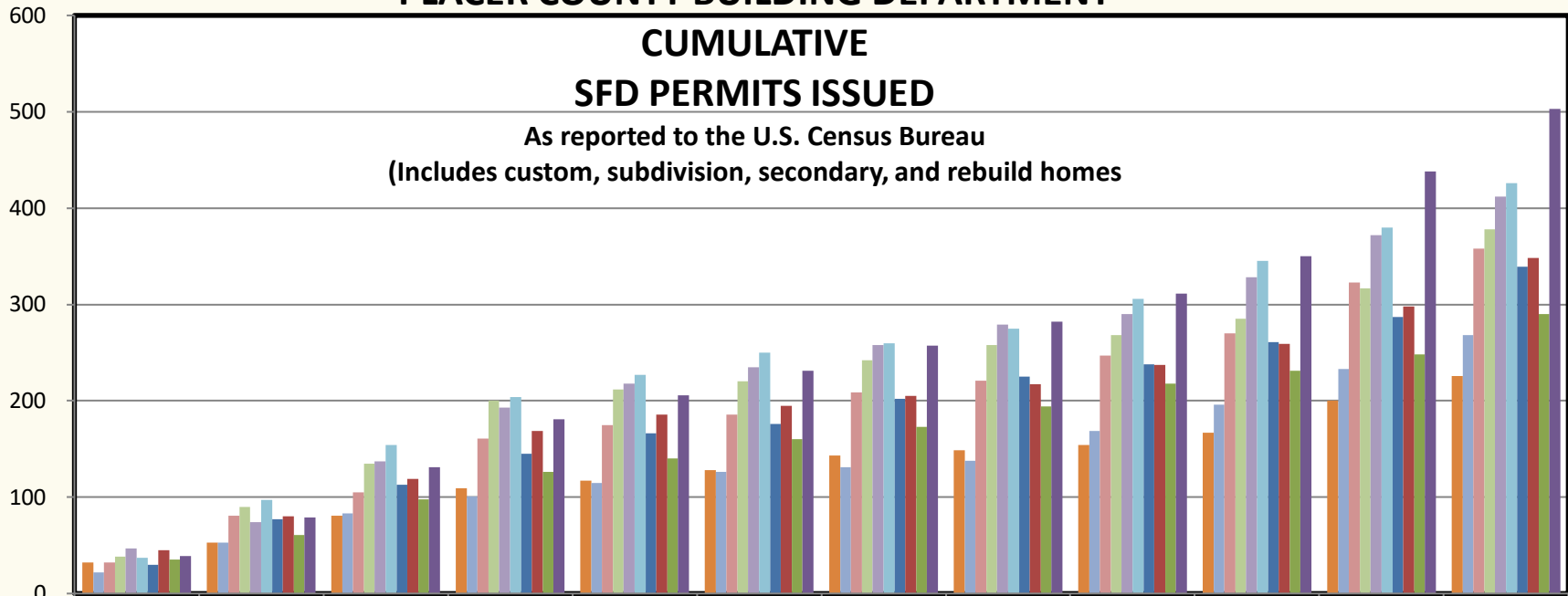


	JUL	AUG	SEPT	OCT	NOV	DEC	JAN	FEB	MAR	APR	MAY	JUN
11-12	32	21	28	28	8	11	15	6	5	13	33	26
12-13	22	31	30	18	14	11	5	7	31	27	37	35
13-14	32	49	24	56	14	11	23	12	26	23	53	35
14-15	38	52	45	65	12	8	22	16	10	17	32	61
15-16	47	27	63	56	25	17	23	21	11	38	44	40
16-17	37	60	57	50	23	23	10	15	31	39	35	46
17-18	30	47	36	32	21	10	26	23	13	23	26	52
18-19	45	35	39	50	17	9	10	12	20	22	39	50
19-20	35	26	37	28	14	20	13	21	24	13	17	42
20-21	39	40	52	50	25	25	26	25	29	39	88	65

PLACER COUNTY BUILDING DEPARTMENT

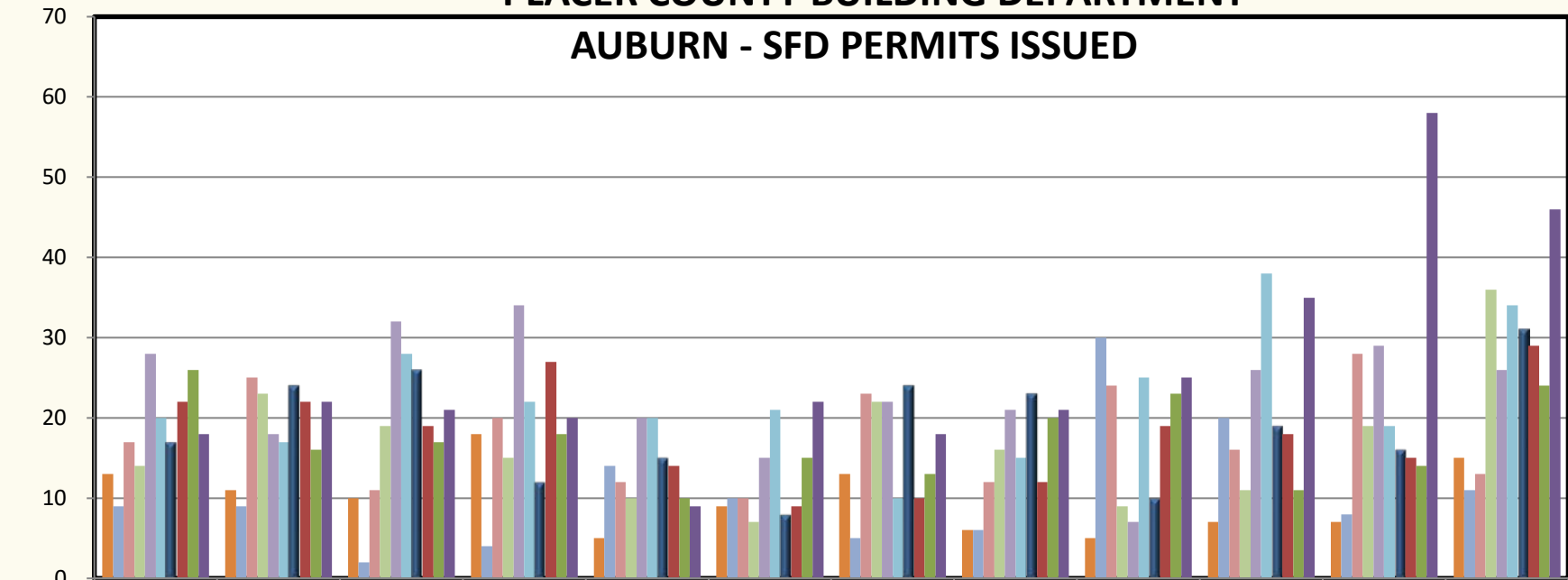
CUMULATIVE SFD PERMITS ISSUED

As reported to the U.S. Census Bureau
(Includes custom, subdivision, secondary, and rebuild homes)



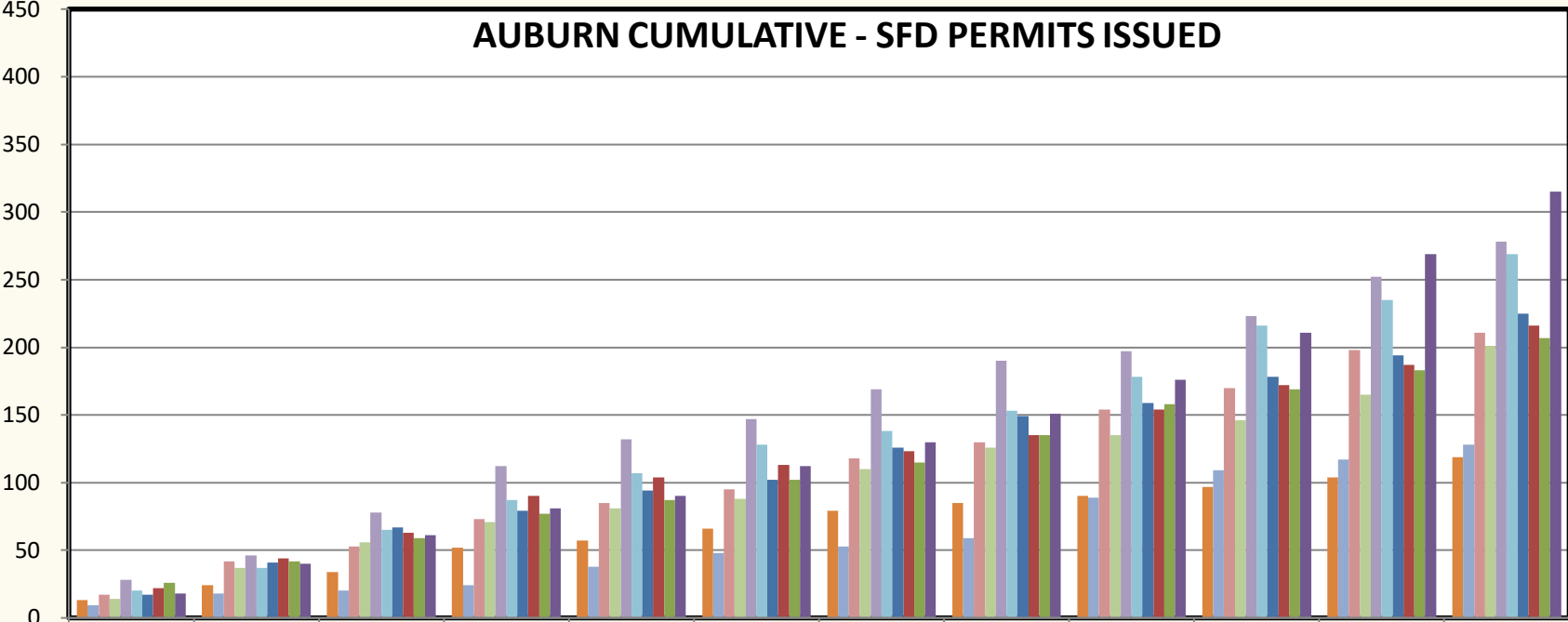
	JUL	AUG	SEPT	OCT	NOV	DEC	JAN	FEB	MAR	APR	MAY	JUN
11-12	32	53	81	109	117	128	143	149	154	167	200	226
12-13	22	53	83	101	115	126	131	138	169	196	233	268
13-14	32	81	105	161	175	186	209	221	247	270	323	358
14-15	38	90	135	200	212	220	242	258	268	285	317	378
15-16	47	74	137	193	218	235	258	279	290	328	372	412
16-17	37	97	154	204	227	250	260	275	306	345	380	426
17-18	30	77	113	145	166	176	202	225	238	261	287	339
18-19	45	80	119	169	186	195	205	217	237	259	298	348
19-20	35	61	98	126	140	160	173	194	218	231	248	290
20-21	39	79	131	181	206	231	257	282	311	350	438	503

PLACER COUNTY BUILDING DEPARTMENT AUBURN - SFD PERMITS ISSUED



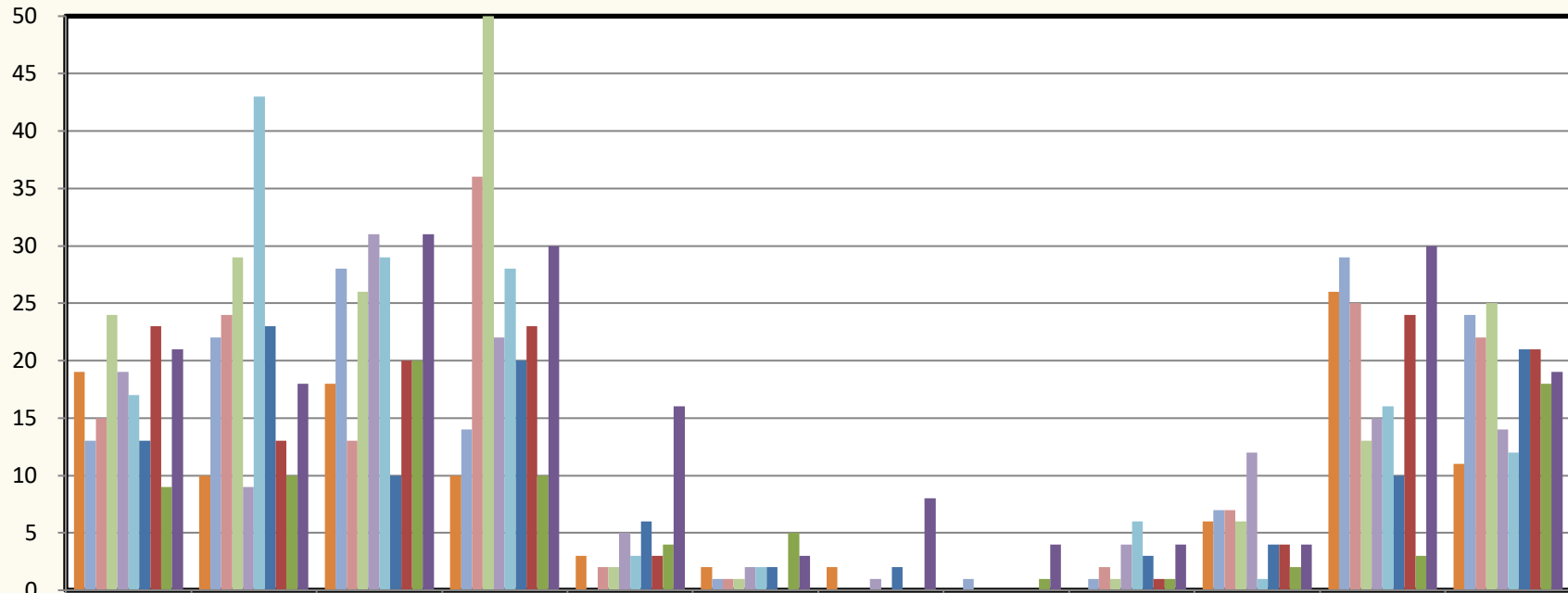
	JUL	AUG	SEPT	OCT	NOV	DEC	JAN	FEB	MAR	APR	MAY	JUN
11-12	13	11	10	18	5	9	13	6	5	7	7	15
12-13	9	9	2	4	14	10	5	6	30	20	8	11
13-14	17	25	11	20	12	10	23	12	24	16	28	13
14-15	14	23	19	15	10	7	22	16	9	11	19	36
15-16	28	18	32	34	20	15	22	21	7	26	29	26
16-17	20	17	28	22	20	21	10	15	25	38	19	34
17-18	17	24	26	12	15	8	24	23	10	19	16	31
18-19	22	22	19	27	14	9	10	12	19	18	15	29
19-20	26	16	17	18	10	15	13	20	23	11	14	24
20-21	18	22	21	20	9	22	18	21	25	35	58	46

PLACER COUNTY BUILDING DEPARTMENT AUBURN CUMULATIVE - SFD PERMITS ISSUED



	JUL	AUG	SEPT	OCT	NOV	DEC	JAN	FEB	MAR	APR	MAY	JUN
11-12	13	24	34	52	57	66	79	85	90	97	104	119
12-13	9	18	20	24	38	48	53	59	89	109	117	128
13-14	17	42	53	73	85	95	118	130	154	170	198	211
14-15	14	37	56	71	81	88	110	126	135	146	165	201
15-16	28	46	78	112	132	147	169	190	197	223	252	278
16-17	20	37	65	87	107	128	138	153	178	216	235	269
17-18	17	41	67	79	94	102	126	149	159	178	194	225
18-19	22	44	63	90	104	113	123	135	154	172	187	216
19-20	26	42	59	77	87	102	115	135	158	169	183	207
20-21	18	40	61	81	90	112	130	151	176	211	269	315

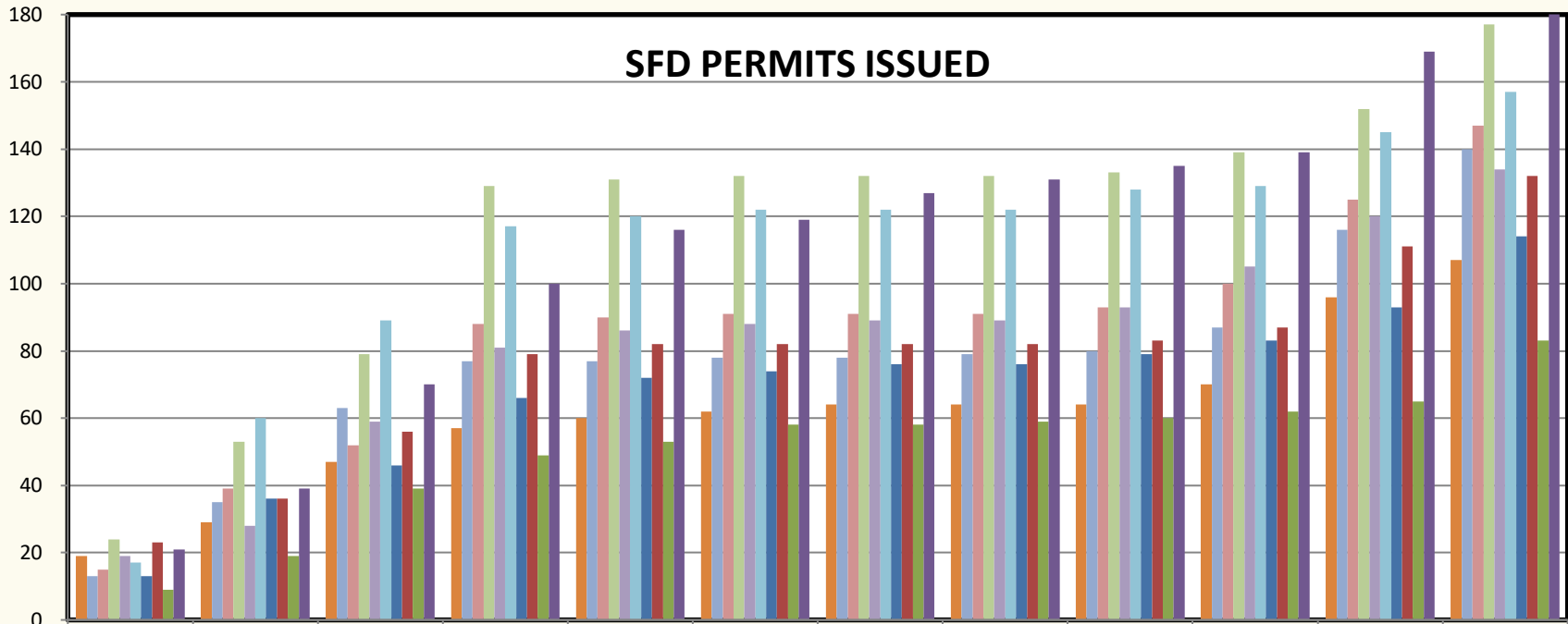
PLACER COUNTY BUILDING DEPARTMENT TAHOE - SFD PERMITS ISSUED



	JUL	AUG	SEPT	OCT	NOV	DEC	JAN	FEB	MAR	APR	MAY	JUN
11-12	19	10	18	10	3	2	2	0	0	6	26	11
12-13	13	22	28	14	0	1	0	1	1	7	29	24
13-14	15	24	13	36	2	1	0	0	2	7	25	22
14-15	24	29	26	50	2	1	0	0	1	6	13	25
15-16	19	9	31	22	5	2	1	0	4	12	15	14
16-17	17	43	29	28	3	2	0	0	6	1	16	12
17-18	13	23	10	20	6	2	2	0	3	4	10	21
18-19	23	13	20	23	3	0	0	0	1	4	24	21
19-20	9	10	20	10	4	5	0	1	1	2	3	18
20-21	21	18	31	30	16	3	8	4	4	4	30	19

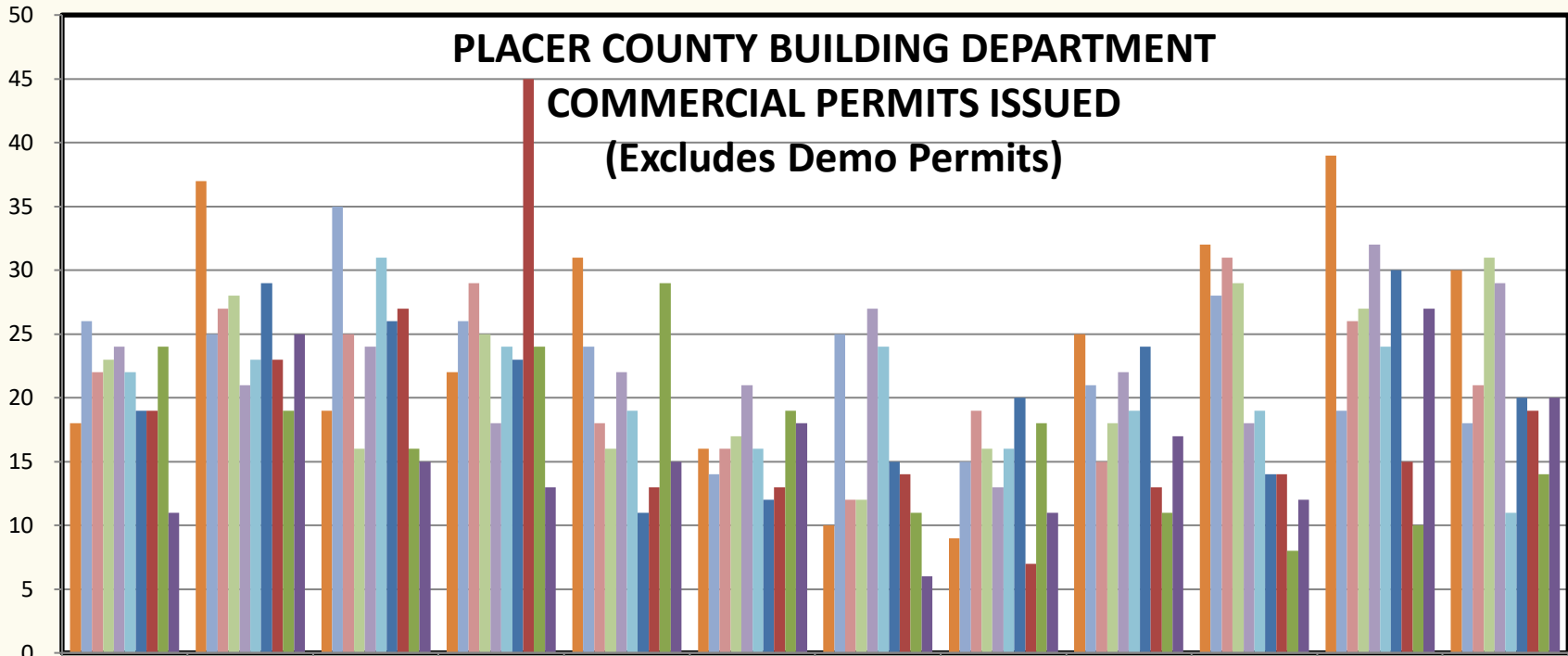
PLACER COUNTY BUILDING DEPARTMENT TAHOE CUMULATIVE

SFD PERMITS ISSUED



	JUL	AUG	SEPT	OCT	NOV	DEC	JAN	FEB	MAR	APR	MAY	JUN
11-12	19	29	47	57	60	62	64	64	64	70	96	107
12-13	13	35	63	77	77	78	78	79	80	87	116	140
13-14	15	39	52	88	90	91	91	91	93	100	125	147
14-15	24	53	79	129	131	132	132	132	133	139	152	177
15-16	19	28	59	81	86	88	89	89	93	105	120	134
16-17	17	60	89	117	120	122	122	122	128	129	145	157
17-18	13	36	46	66	72	74	76	76	79	83	93	114
18-19	23	36	56	79	82	82	82	82	83	87	111	132
19-20	9	19	39	49	53	58	58	59	60	62	65	83
20-21	21	39	70	100	116	119	127	131	135	139	169	188

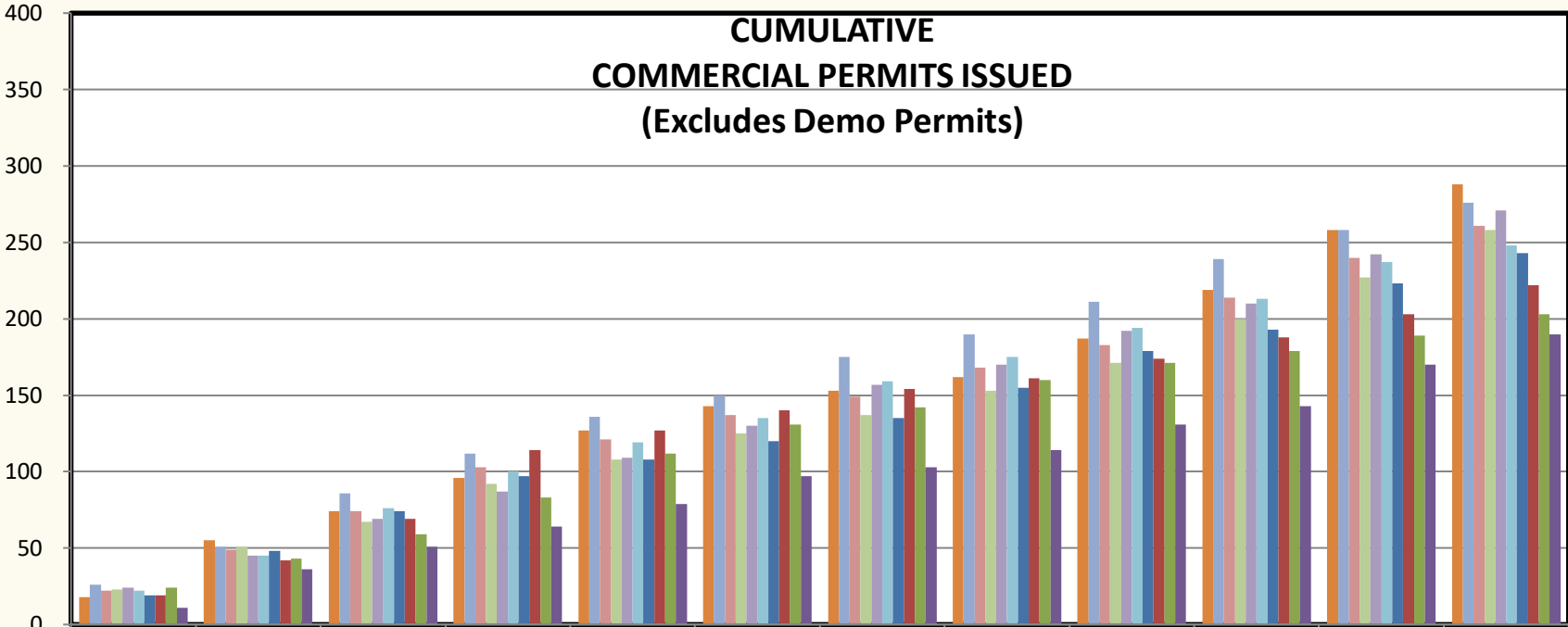
PLACER COUNTY BUILDING DEPARTMENT COMMERCIAL PERMITS ISSUED (Excludes Demo Permits)



	JUL	AUG	SEP	OCT	NOV	DEC	JAN	FEB	MAR	APR	MAY	JUN
11-12	18	37	19	22	31	16	10	9	25	32	39	30
12-13	26	25	35	26	24	14	25	15	21	28	19	18
13-14	22	27	25	29	18	16	12	19	15	31	26	21
14-15	23	28	16	25	16	17	12	16	18	29	27	31
15-16	24	21	24	18	22	21	27	13	22	18	32	29
16-17	22	23	31	24	19	16	24	16	19	19	24	11
17-18	19	29	26	23	11	12	15	20	24	14	30	20
18-19	19	23	27	45	13	13	14	7	13	14	15	19
19-20	24	19	16	24	29	19	11	18	11	8	10	14
20-21	11	25	15	13	15	18	6	11	17	12	27	20

PLACER COUNTY BUILDING DEPARTMENT

CUMULATIVE COMMERCIAL PERMITS ISSUED (Excludes Demo Permits)

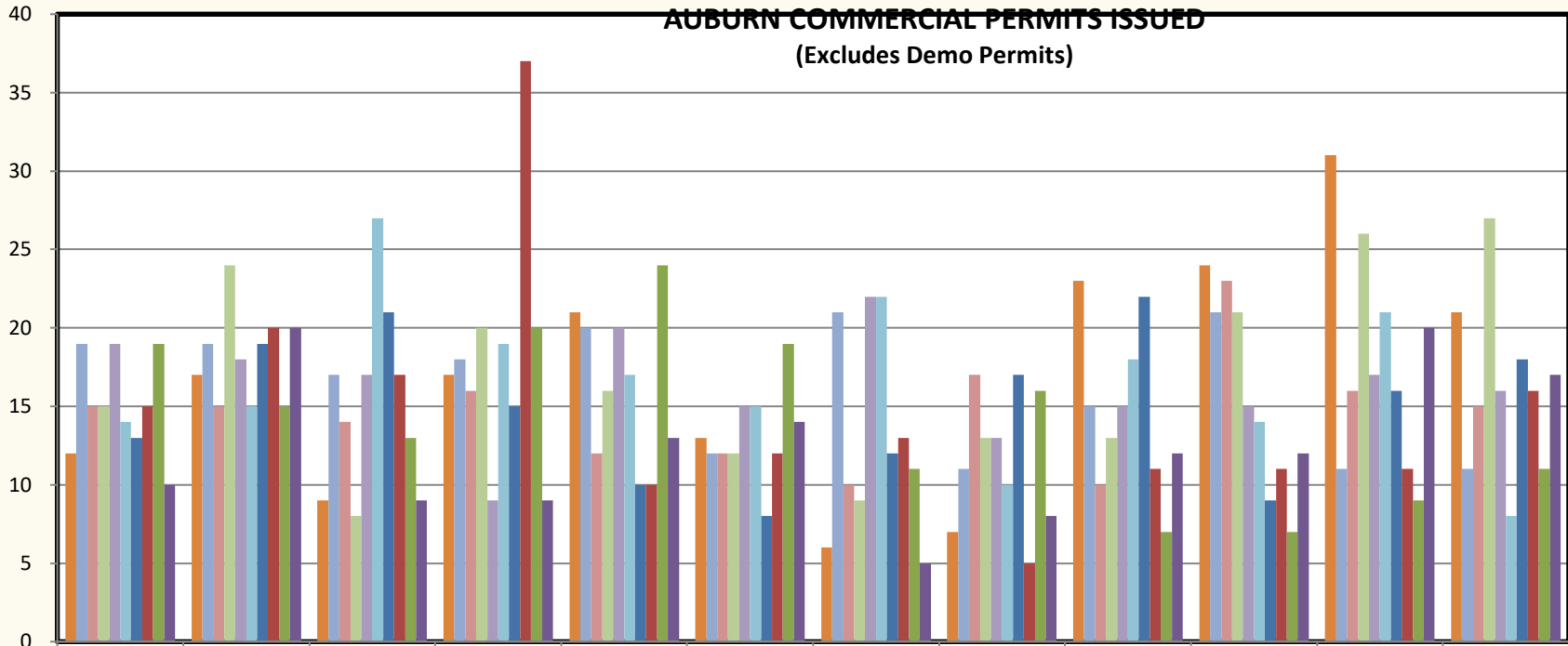


	JUL	AUG	SEPT	OCT	NOV	DEC	JAN	FEB	MAR	APR	MAY	JUN
11-12	18	55	74	96	127	143	153	162	187	219	258	288
12-13	26	51	86	112	136	150	175	190	211	239	258	276
13-14	22	49	74	103	121	137	149	168	183	214	240	261
14-15	23	51	67	92	108	125	137	153	171	200	227	258
15-16	24	45	69	87	109	130	157	170	192	210	242	271
16-17	22	45	76	100	119	135	159	175	194	213	237	248
17-18	19	48	74	97	108	120	135	155	179	193	223	243
18-19	19	42	69	114	127	140	154	161	174	188	203	222
19-20	24	43	59	83	112	131	142	160	171	179	189	203
20-21	11	36	51	64	79	97	103	114	131	143	170	190

PLACER COUNTY BUILDING DEPARTMENT

AUBURN COMMERCIAL PERMITS ISSUED

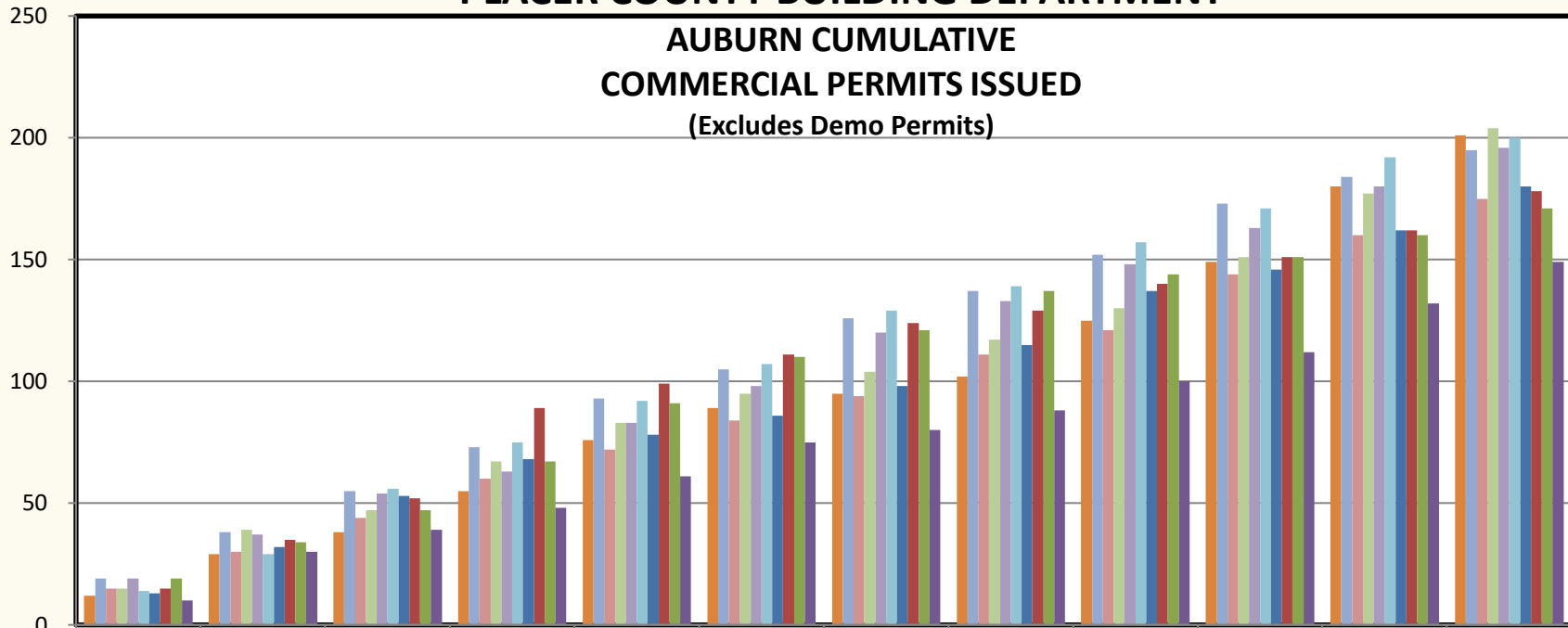
(Excludes Demo Permits)



	JUL	AUG	SEP	OCT	NOV	DEC	JAN	FEB	MAR	APR	MAY	JUN
11-12	12	17	9	17	21	13	6	7	23	24	31	21
12-13	19	19	17	18	20	12	21	11	15	21	11	11
13-14	15	15	14	16	12	12	10	17	10	23	16	15
14-15	15	24	8	20	16	12	9	13	13	21	26	27
15-16	19	18	17	9	20	15	22	13	15	15	17	16
16-17	14	15	27	19	17	15	22	10	18	14	21	8
17-18	13	19	21	15	10	8	12	17	22	9	16	18
18-19	15	20	17	37	10	12	13	5	11	11	11	16
19-20	19	15	13	20	24	19	11	16	7	7	9	11
20-21	10	20	9	9	13	14	5	8	12	12	20	17

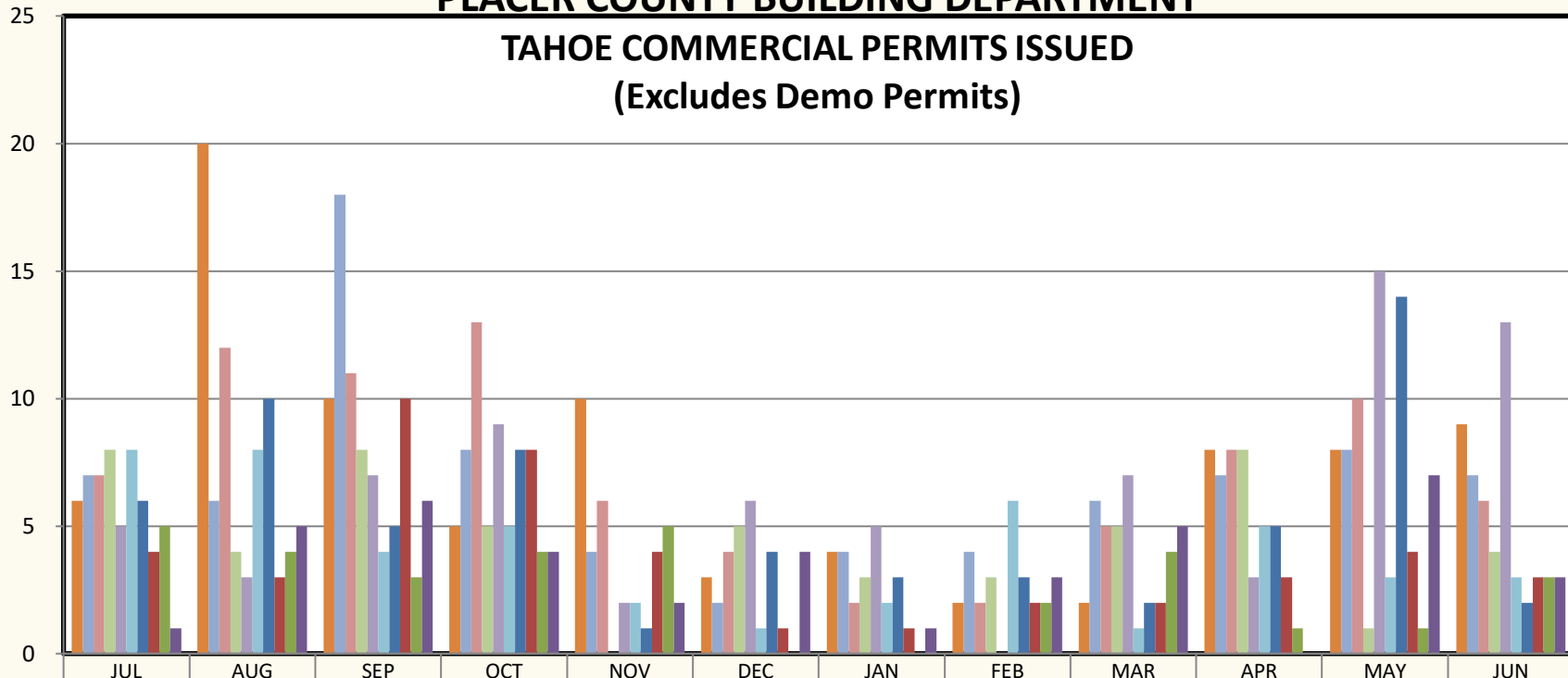
PLACER COUNTY BUILDING DEPARTMENT

AUBURN CUMULATIVE COMMERCIAL PERMITS ISSUED (Excludes Demo Permits)



	JUL	AUG	SEPT	OCT	NOV	DEC	JAN	FEB	MAR	APR	MAY	JUN
11-12	12	29	38	55	76	89	95	102	125	149	180	201
12-13	19	38	55	73	93	105	126	137	152	173	184	195
13-14	15	30	44	60	72	84	94	111	121	144	160	175
14-15	15	39	47	67	83	95	104	117	130	151	177	204
15-16	19	37	54	63	83	98	120	133	148	163	180	196
16-17	14	29	56	75	92	107	129	139	157	171	192	200
17-18	13	32	53	68	78	86	98	115	137	146	162	180
18-19	15	35	52	89	99	111	124	129	140	151	162	178
19-20	19	34	47	67	91	110	121	137	144	151	160	171
20-21	10	30	39	48	61	75	80	88	100	112	132	149

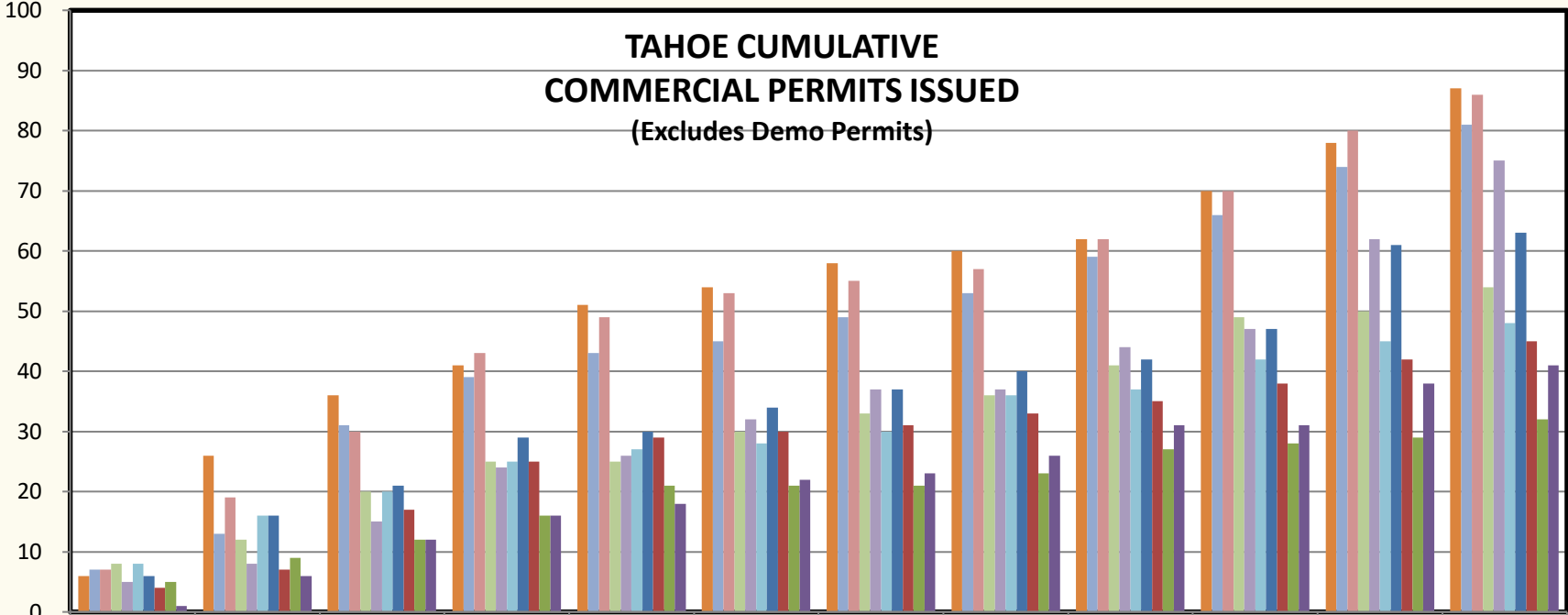
**PLACER COUNTY BUILDING DEPARTMENT
TAHOE COMMERCIAL PERMITS ISSUED
(Excludes Demo Permits)**



	JUL	AUG	SEP	OCT	NOV	DEC	JAN	FEB	MAR	APR	MAY	JUN
11-12	6	20	10	5	10	3	4	2	2	8	8	9
12-13	7	6	18	8	4	2	4	4	6	7	8	7
13-14	7	12	11	13	6	4	2	2	5	8	10	6
14-15	8	4	8	5	0	5	3	3	5	8	1	4
15-16	5	3	7	9	2	6	5	0	7	3	15	13
16-17	8	8	4	5	2	1	2	6	1	5	3	3
17-18	6	10	5	8	1	4	3	3	2	5	14	2
18-19	4	3	10	8	4	1	1	2	2	3	4	3
19-20	5	4	3	4	5	0	0	2	4	1	1	3
20-21	1	5	6	4	2	4	1	3	5	0	7	3

PLACER COUNTY BUILDING DEPARTMENT

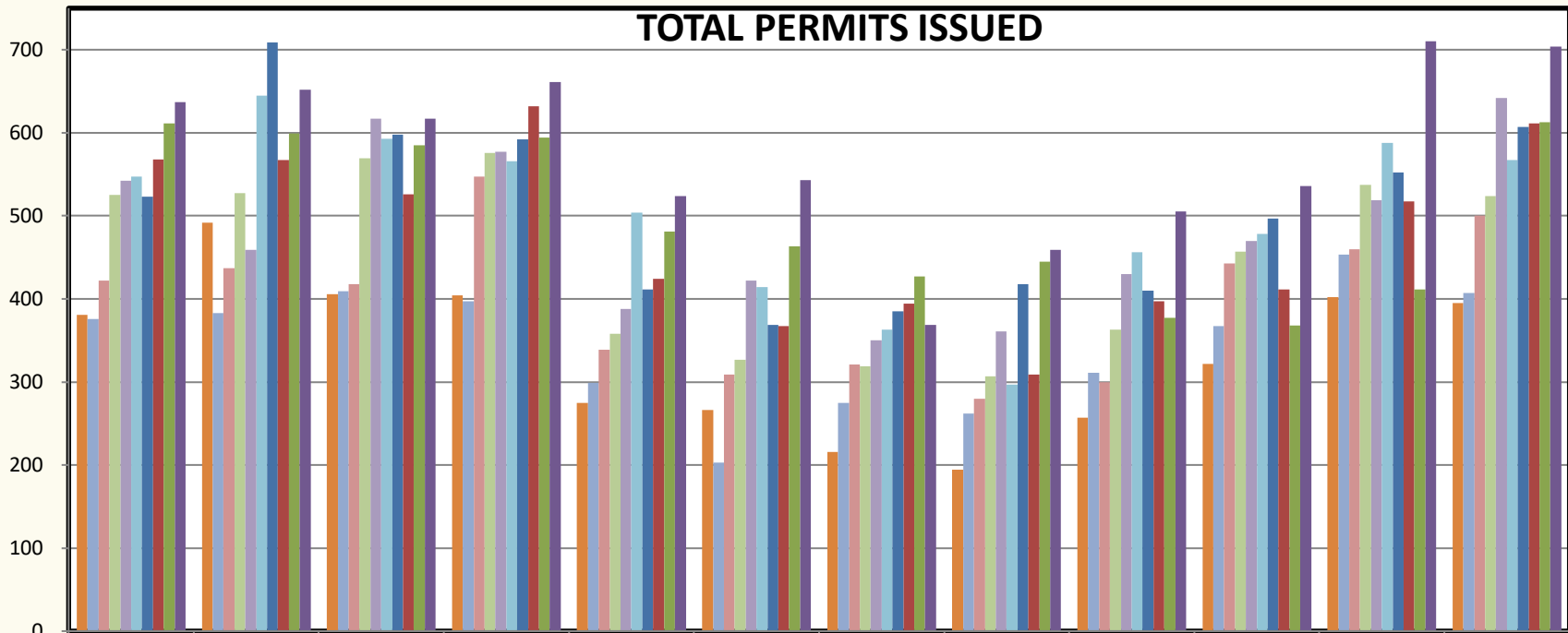
TAHOE CUMULATIVE COMMERCIAL PERMITS ISSUED (Excludes Demo Permits)



	JUL	AUG	SEPT	OCT	NOV	DEC	JAN	FEB	MAR	APR	MAY	JUN
11-12	6	26	36	41	51	54	58	60	62	70	78	87
12-13	7	13	31	39	43	45	49	53	59	66	74	81
13-14	7	19	30	43	49	53	55	57	62	70	80	86
14-15	8	12	20	25	25	30	33	36	41	49	50	54
15-16	5	8	15	24	26	32	37	37	44	47	62	75
16-17	8	16	20	25	27	28	30	36	37	42	45	48
17-18	6	16	21	29	30	34	37	40	42	47	61	63
18-19	4	7	17	25	29	30	31	33	35	38	42	45
19-20	5	9	12	16	21	21	21	23	27	28	29	32
20-21	1	6	12	16	18	22	23	26	31	31	38	41

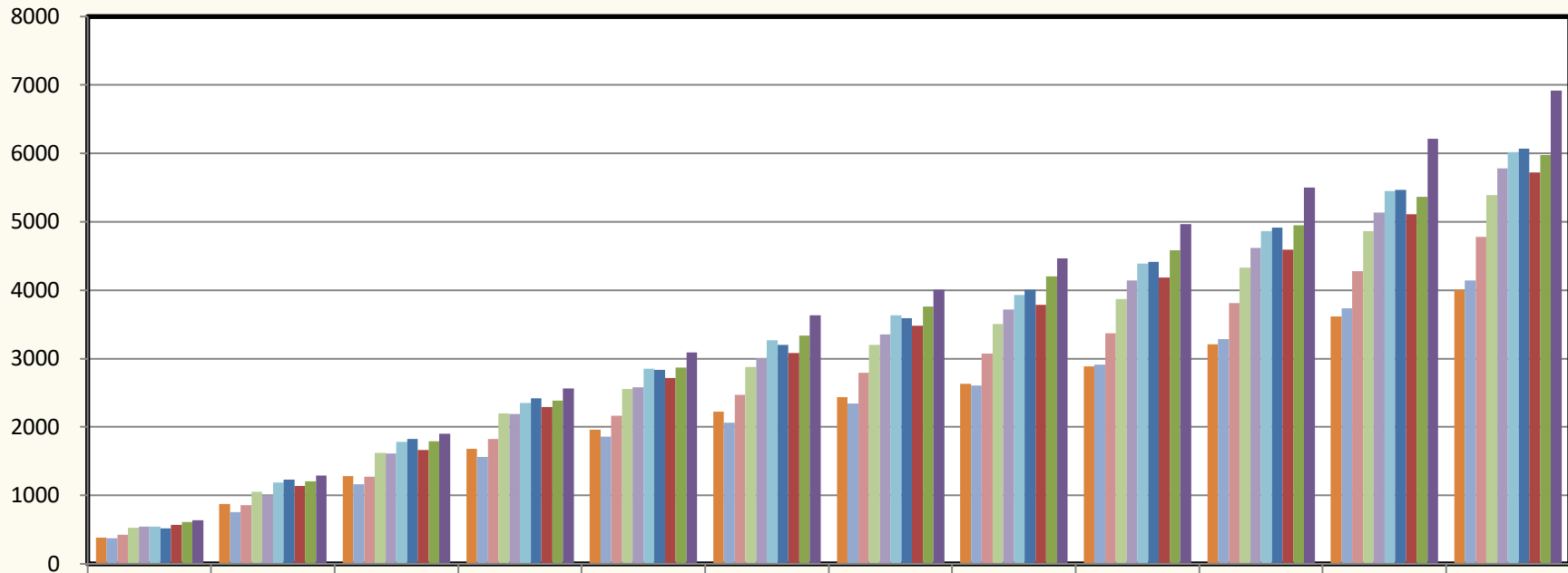
PLACER COUNTY BUILDING DEPARTMENT

TOTAL PERMITS ISSUED



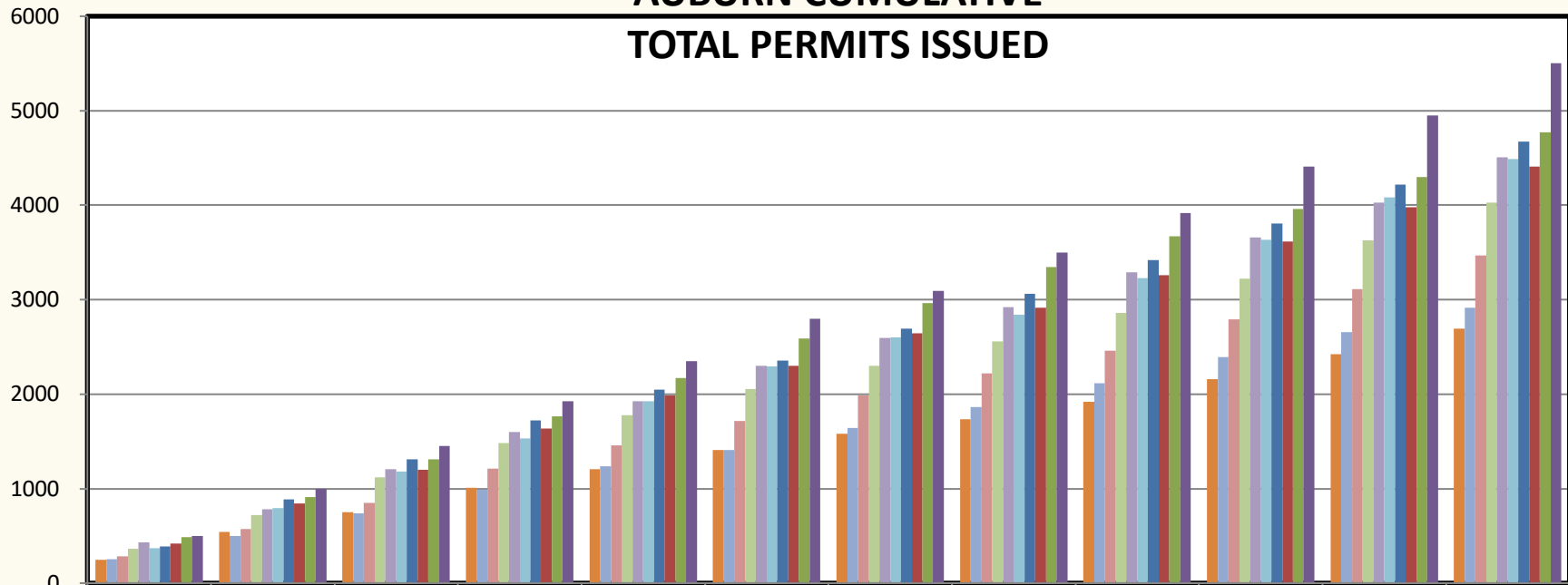
	JUL	AUG	SEP	OCT	NOV	DEC	JAN	FEB	MAR	APR	MAY	JUN
11-12	381	492	406	404	275	266	216	194	257	322	402	395
12-13	376	383	409	397	299	203	275	262	311	367	453	407
13-14	422	437	418	547	339	309	321	280	300	443	460	500
14-15	525	527	569	576	358	327	319	307	363	457	537	524
15-16	542	459	617	577	388	422	350	361	430	470	519	642
16-17	547	645	593	566	504	414	363	297	456	478	588	567
17-18	523	709	598	592	411	369	385	418	410	497	552	607
18-19	568	567	526	632	424	367	394	309	397	411	517	611
19-20	611	599	585	594	481	463	427	445	377	368	411	613
20-21	637	652	617	661	524	543	369	459	505	536	710	704

PLACER COUNTY BUILDING DEPARTMENT CUMULATIVE PERMITS ISSUED



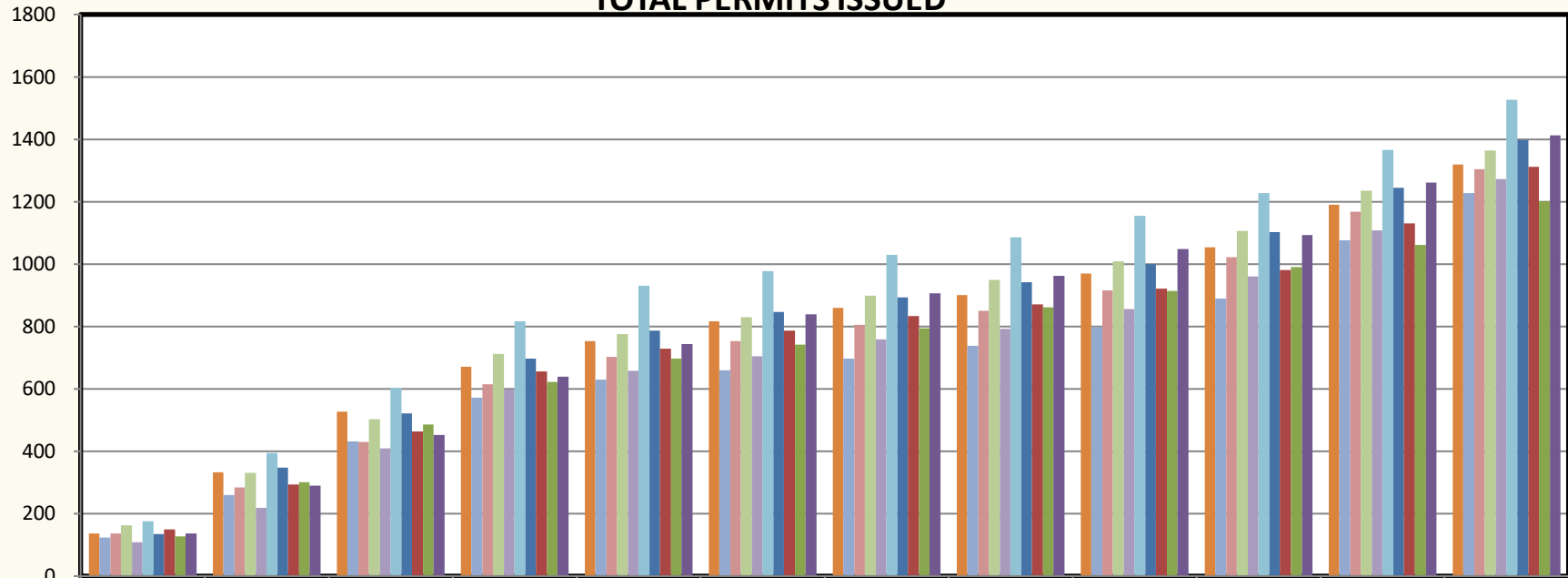
	JUL	AUG	SEPT	OCT	NOV	DEC	JAN	FEB	MAR	APR	MAY	JUN
11-12	381	873	1279	1683	1958	2224	2440	2634	2891	3213	3615	4010
12-13	376	759	1168	1565	1864	2067	2342	2604	2915	3282	3735	4142
13-14	422	859	1277	1824	2163	2472	2793	3073	3373	3816	4276	4776
14-15	525	1052	1621	2197	2555	2882	3201	3508	3871	4328	4865	5389
15-16	542	1001	1618	2195	2583	3005	3355	3716	4146	4616	5135	5777
16-17	547	1192	1785	2351	2855	3269	3632	3929	4385	4863	5451	6018
17-18	523	1232	1830	2422	2833	3202	3587	4005	4415	4912	5464	6071
18-19	568	1135	1661	2293	2717	3084	3478	3787	4184	4595	5112	5723
19-20	611	1210	1795	2389	2870	3333	3760	4205	4582	4950	5361	5974
20-21	637	1289	1906	2567	3091	3634	4003	4462	4967	5503	6213	6917

PLACER COUNTY BUILDING DEPARTMENT AUBURN CUMULATIVE TOTAL PERMITS ISSUED



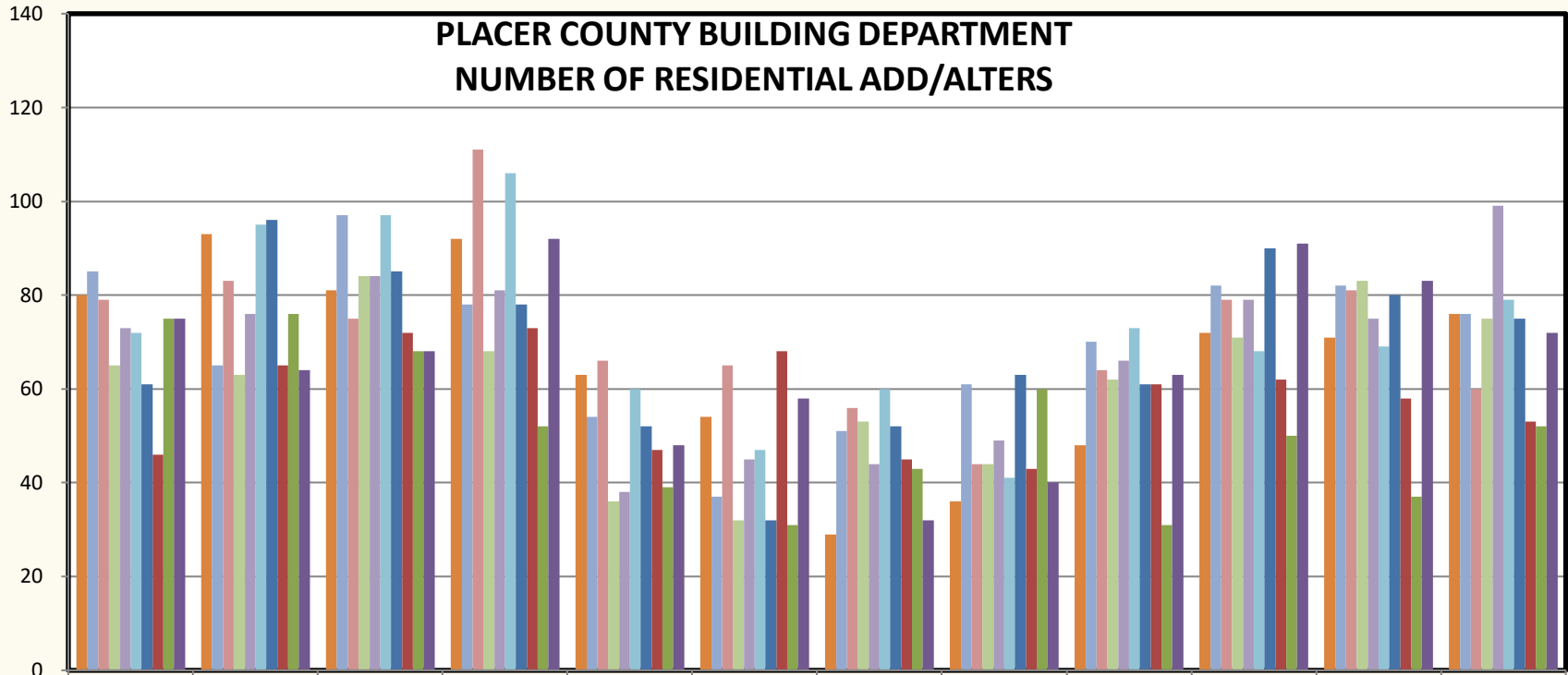
	JUL	AUG	SEPT	OCT	NOV	DEC	JAN	FEB	MAR	APR	MAY	JUN
11-12	244	540	752	1012	1204	1408	1581	1734	1921	2159	2425	2691
12-13	253	499	737	993	1235	1408	1645	1865	2117	2393	2659	2915
13-14	286	574	847	1210	1461	1719	1988	2223	2458	2793	3109	3471
14-15	362	721	1119	1484	1780	2053	2303	2558	2861	3222	3630	4025
15-16	433	782	1208	1597	1925	2301	2596	2924	3290	3656	4027	4505
16-17	371	797	1181	1534	1924	2292	2603	2843	3231	3636	4085	4491
17-18	388	885	1309	1725	2046	2356	2694	3063	3416	3809	4219	4674
18-19	419	842	1197	1637	1988	2298	2644	2916	3262	3613	3981	4411
19-20	484	909	1309	1767	2172	2591	2965	3343	3668	3959	4299	4772
20-21	500	1000	1453	1927	2348	2795	3096	3499	3918	4410	4952	5504

**PLACER COUNTY BUILDING DEPARTMENT
TAHOE CUMULATIVE
TOTAL PERMITS ISSUED**



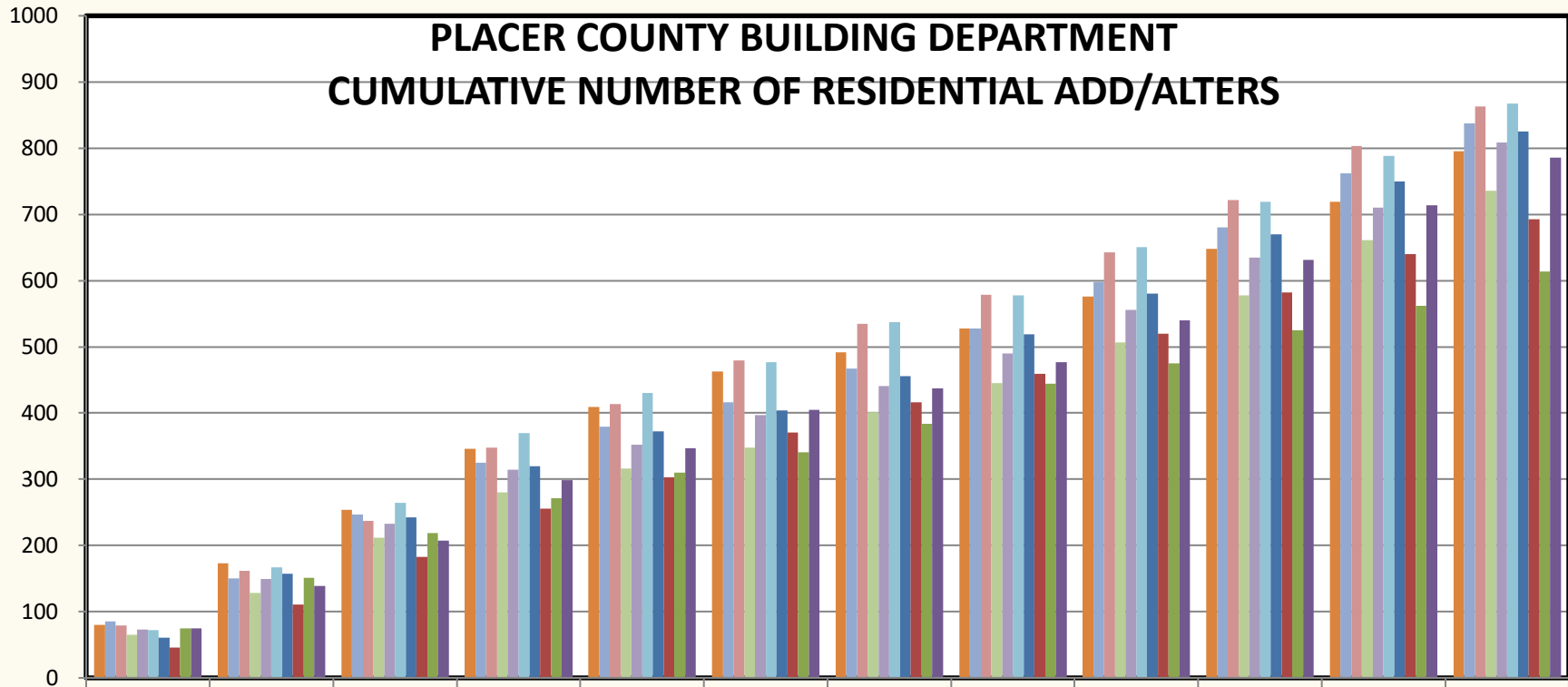
	JUL	AUG	SEPT	OCT	NOV	DEC	JAN	FEB	MAR	APR	MAY	JUN
11-12	137	333	527	671	754	816	859	900	970	1054	1190	1319
12-13	123	260	431	572	629	659	697	739	798	889	1076	1227
13-14	136	285	430	614	702	753	805	850	915	1023	1167	1305
14-15	163	331	502	713	775	829	898	950	1010	1106	1235	1364
15-16	109	219	410	598	658	704	759	792	856	960	1108	1272
16-17	176	395	604	817	931	977	1029	1086	1154	1227	1366	1527
17-18	135	347	521	697	787	846	893	942	999	1103	1245	1397
18-19	149	293	464	656	729	786	834	871	922	982	1131	1312
19-20	127	301	486	622	698	742	795	862	914	991	1062	1202
20-21	137	289	453	640	743	839	907	963	1049	1093	1261	1413

PLACER COUNTY BUILDING DEPARTMENT NUMBER OF RESIDENTIAL ADD/ALTERS



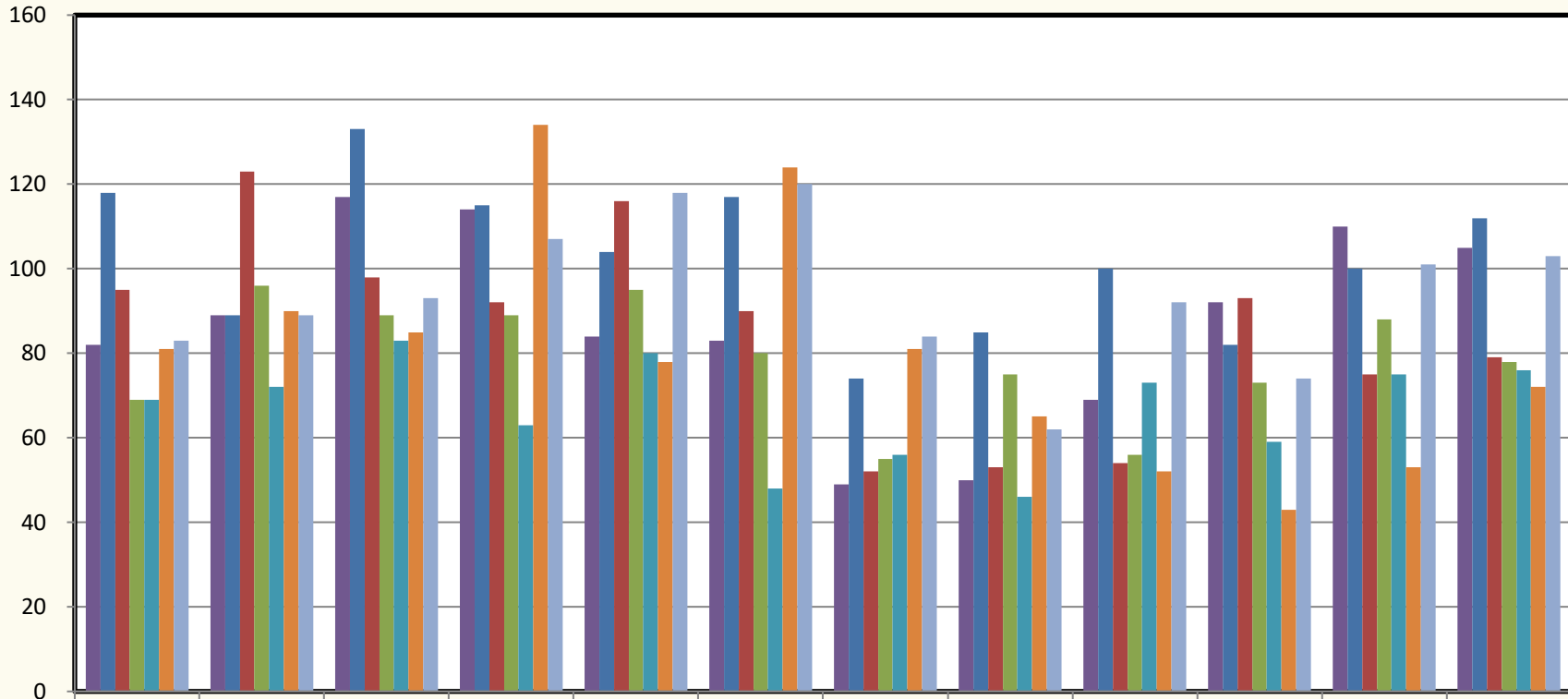
	JUL	AUG	SEP	OCT	NOV	DEC	JAN	FEB	MAR	APR	MAY	JUN
11-12	80	93	81	92	63	54	29	36	48	72	71	76
12-13	85	65	97	78	54	37	51	61	70	82	82	76
13-14	79	83	75	111	66	65	56	44	64	79	81	60
14-15	65	63	84	68	36	32	53	44	62	71	83	75
15-16	73	76	84	81	38	45	44	49	66	79	75	99
16-17	72	95	97	106	60	47	60	41	73	68	69	79
17-18	61	96	85	78	52	32	52	63	61	90	80	75
18-19	46	65	72	73	47	68	45	43	61	62	58	53
19-20	75	76	68	52	39	31	43	60	31	50	37	52
20-21	75	64	68	92	48	58	32	40	63	91	83	72

PLACER COUNTY BUILDING DEPARTMENT CUMULATIVE NUMBER OF RESIDENTIAL ADD/ALTERS



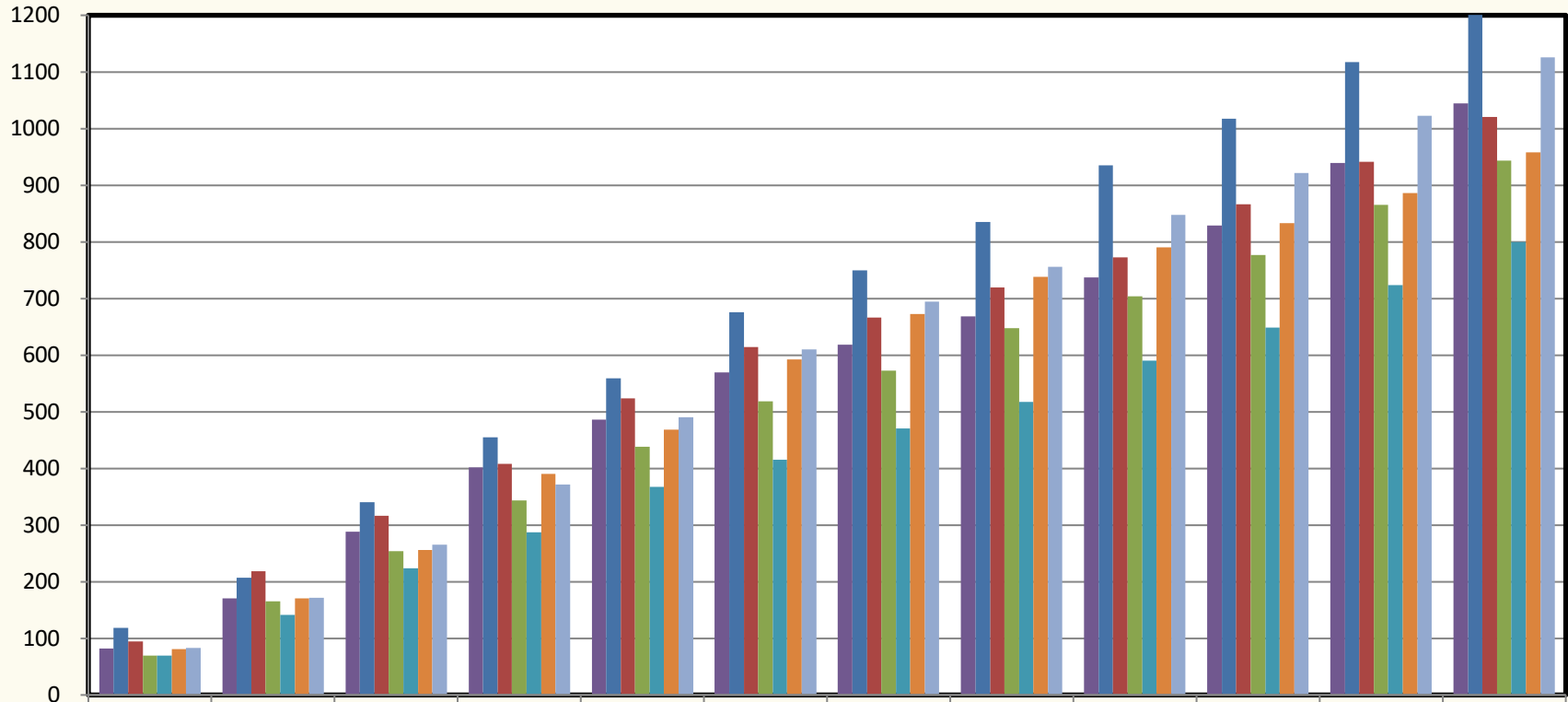
	JUL	AUG	SEP	OCT	NOV	DEC	JAN	FEB	MAR	APR	MAY	JUN
11-12	80	173	254	346	409	463	492	528	576	648	719	795
12-13	85	150	247	325	379	416	467	528	598	680	762	838
13-14	79	162	237	348	414	479	535	579	643	722	803	863
14-15	65	128	212	280	316	348	401	445	507	578	661	736
15-16	73	149	233	314	352	397	441	490	556	635	710	809
16-17	72	167	264	370	430	477	537	578	651	719	788	867
17-18	61	157	242	320	372	404	456	519	580	670	750	825
18-19	46	111	183	256	303	371	416	459	520	582	640	693
19-20	75	151	219	271	310	341	384	444	475	525	562	614
20-21	75	139	207	299	347	405	437	477	540	631	714	786

PLACER COUNTY BUILDING DEPARTMENT NUMBER OF RESIDENTIAL SOLAR PERMITS



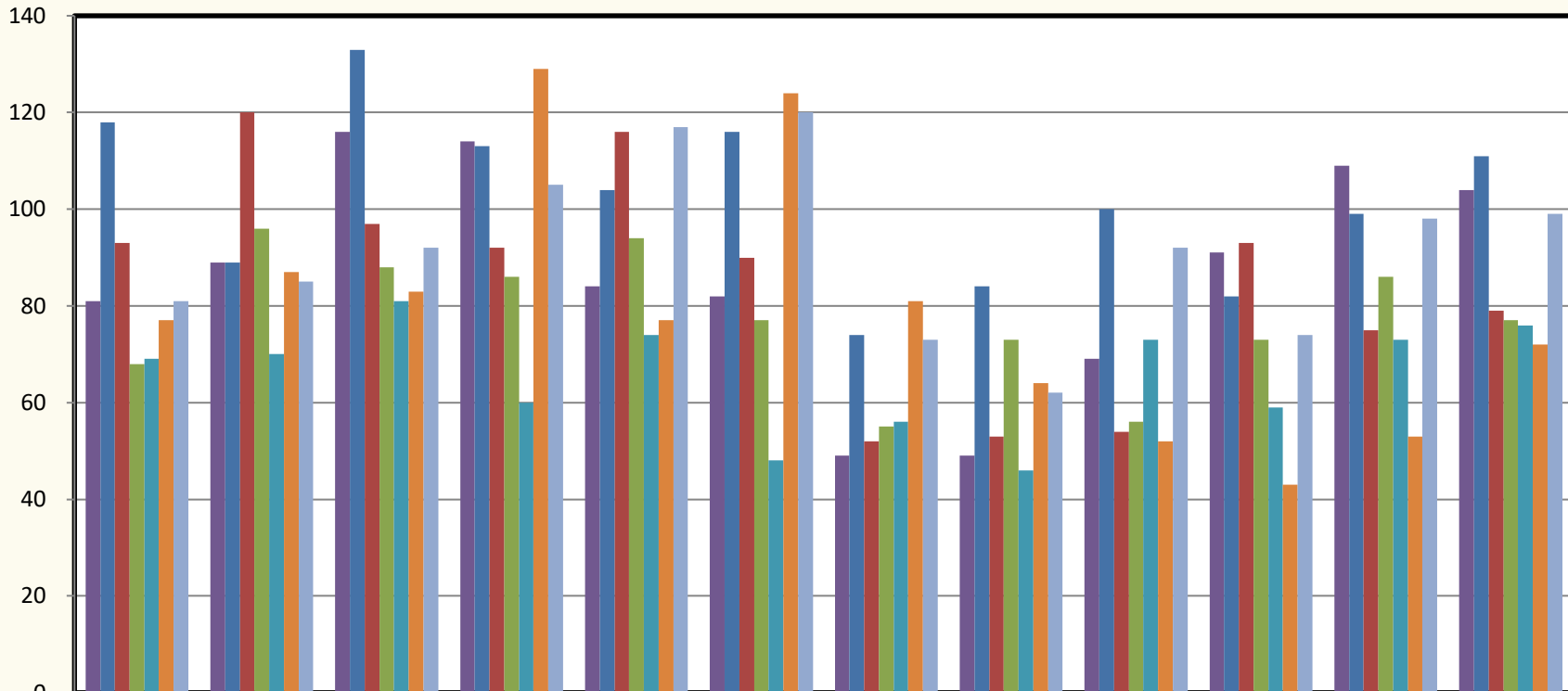
	JUL	AUG	SEP	OCT	NOV	DEC	JAN	FEB	MAR	APR	MAY	JUN
■ 14-15	82	89	117	114	84	83	49	50	69	92	110	105
■ 15-16	118	89	133	115	104	117	74	85	100	82	100	112
■ 16-17	95	123	98	92	116	90	52	53	54	93	75	79
■ 17-18	69	96	89	89	95	80	55	75	56	73	88	78
■ 18-19	69	72	83	63	80	48	56	46	73	59	75	76
■ 19-20	81	90	85	134	78	124	81	65	52	43	53	72
■ 20-21	83	89	93	107	118	120	84	62	92	74	101	103

PLACER COUNTY BUILDING DEPARTMENT CUMULATIVE NUMBER OF RESIDENTIAL SOLAR PERMITS



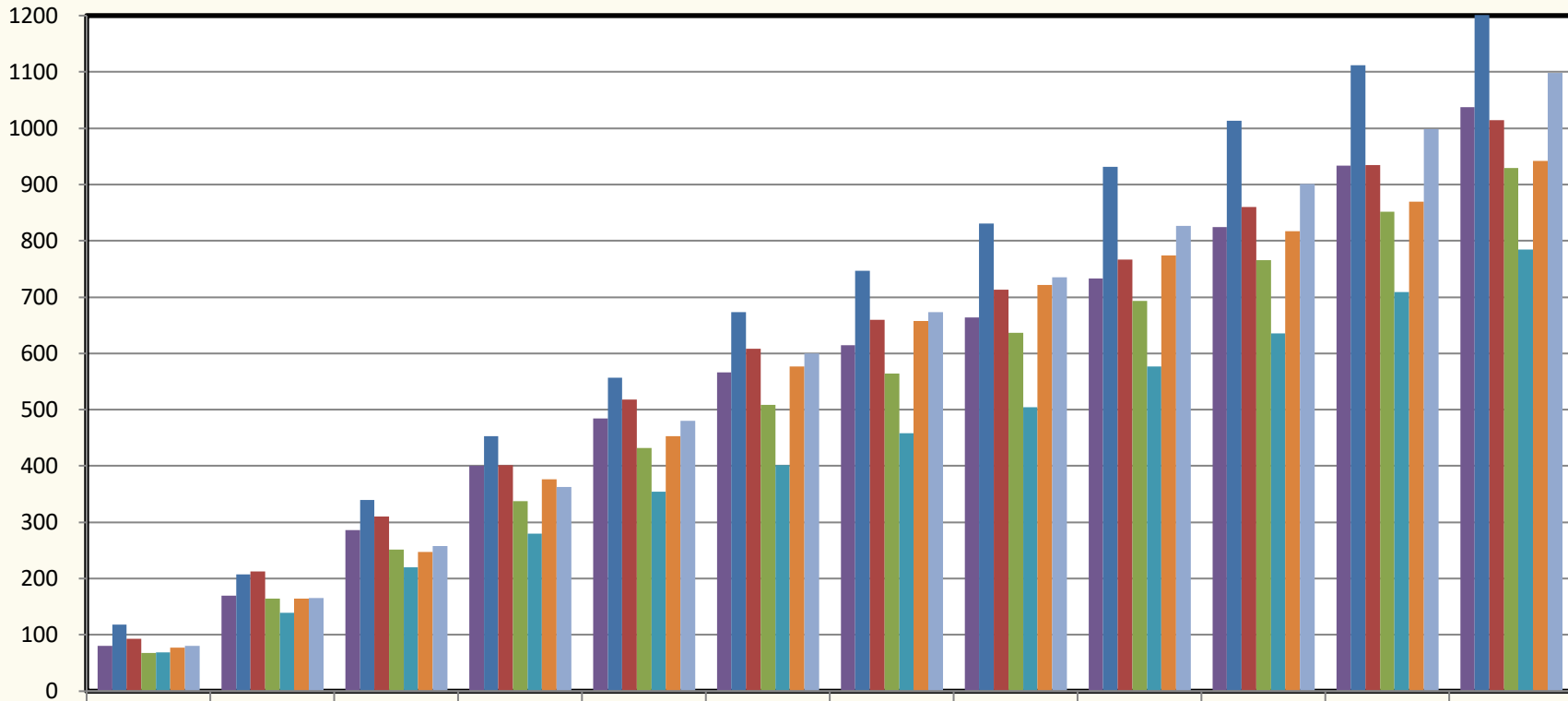
	JUL	AUG	SEP	OCT	NOV	DEC	JAN	FEB	MAR	APR	MAY	JUN
14-15	82	171	288	402	486	569	618	668	737	829	939	1044
15-16	118	207	340	455	559	676	750	835	935	1017	1117	1229
16-17	95	218	316	408	524	614	666	719	773	866	941	1020
17-18	69	165	254	343	438	518	573	648	704	777	865	943
18-19	69	141	224	287	367	415	471	517	590	649	724	800
19-20	81	171	256	390	468	592	673	738	790	833	886	958
20-21	83	172	265	372	490	610	694	756	848	922	1023	1126

PLACER COUNTY BUILDING DEPARTMENT AUBURN - NUMBER OF RESIDENTIAL SOLAR PERMITS



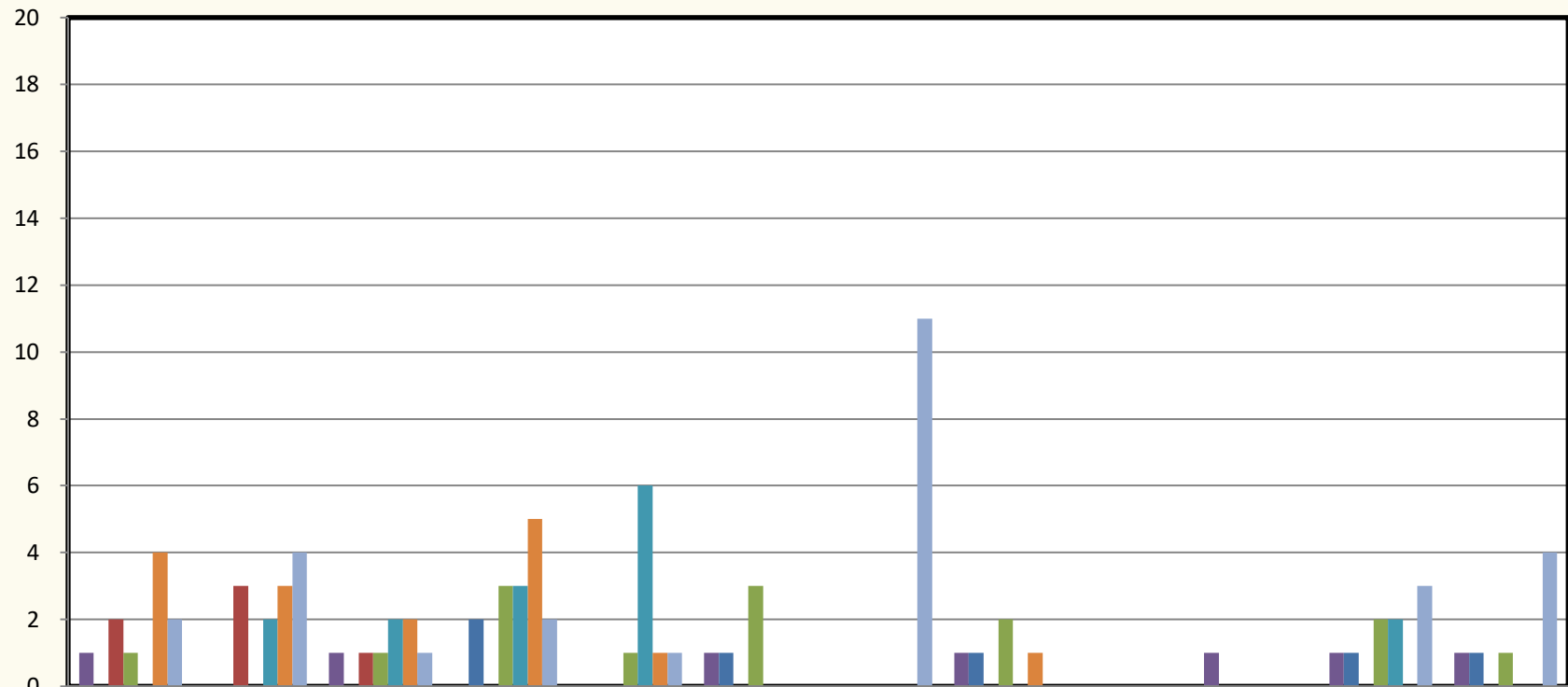
	JUL	AUG	SEP	OCT	NOV	DEC	JAN	FEB	MAR	APR	MAY	JUN
■ 14-15	81	89	116	114	84	82	49	49	69	91	109	104
■ 15-16	118	89	133	113	104	116	74	84	100	82	99	111
■ 16-17	93	120	97	92	116	90	52	53	54	93	75	79
■ 17-18	68	96	88	86	94	77	55	73	56	73	86	77
■ 18-19	69	70	81	60	74	48	56	46	73	59	73	76
■ 19-20	77	87	83	129	77	124	81	64	52	43	53	72
■ 20-21	81	85	92	105	117	120	73	62	92	74	98	99

PLACER COUNTY BUILDING DEPARTMENT AUBURN - CUMULATIVE NUMBER OF RESIDENTIAL SOLAR PERMITS



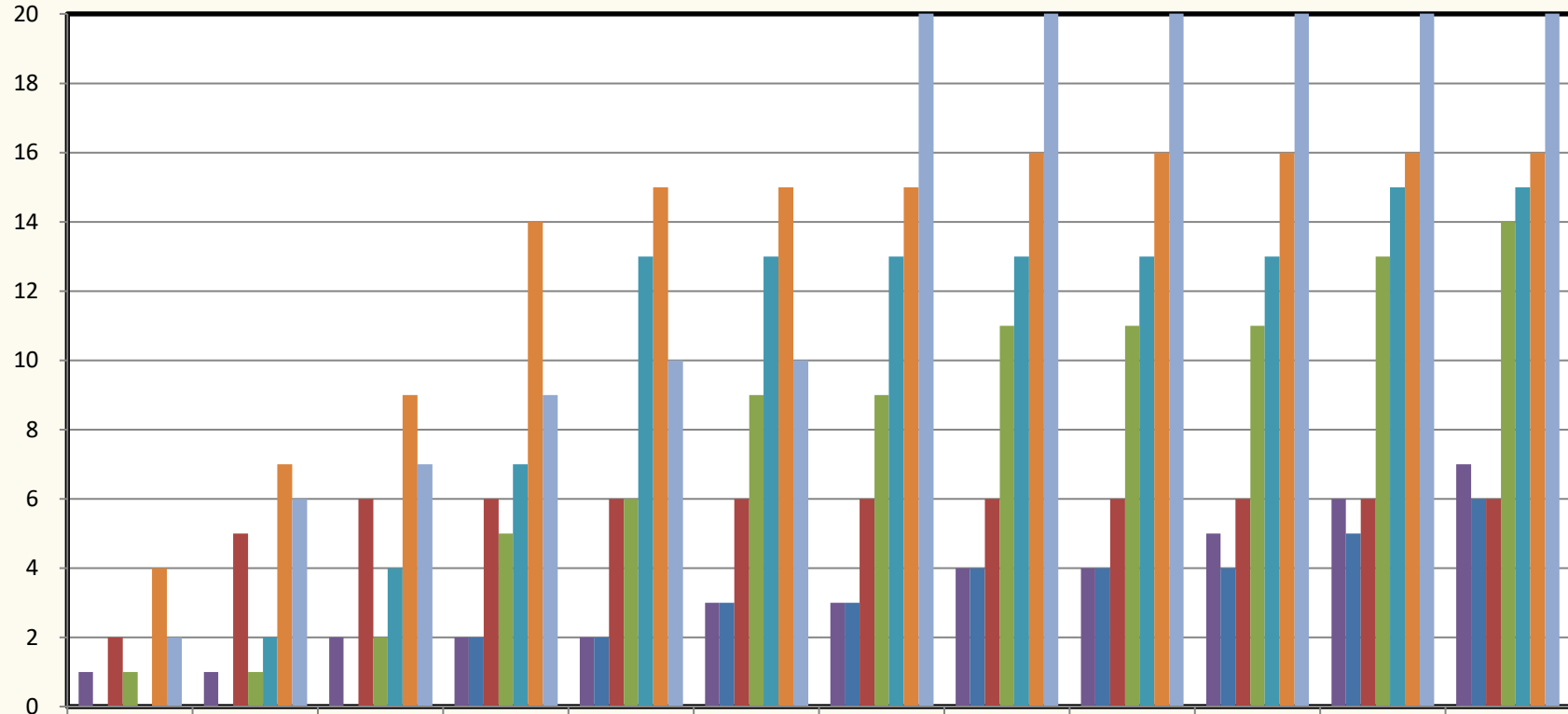
	JUL	AUG	SEP	OCT	NOV	DEC	JAN	FEB	MAR	APR	MAY	JUN
■ 14-15	81	170	286	400	484	566	615	664	733	824	933	1037
■ 15-16	118	207	340	453	557	673	747	831	931	1013	1112	1223
■ 16-17	93	213	310	402	518	608	660	713	767	860	935	1014
■ 17-18	68	164	252	338	432	509	564	637	693	766	852	929
■ 18-19	69	139	220	280	354	402	458	504	577	636	709	785
■ 19-20	77	164	247	376	453	577	658	722	774	817	870	942
■ 20-21	81	166	258	363	480	600	673	735	827	901	999	1098

PLACER COUNTY BUILDING DEPARTMENT TAHOE - NUMBER OF RESIDENTIAL SOLAR PERMITS



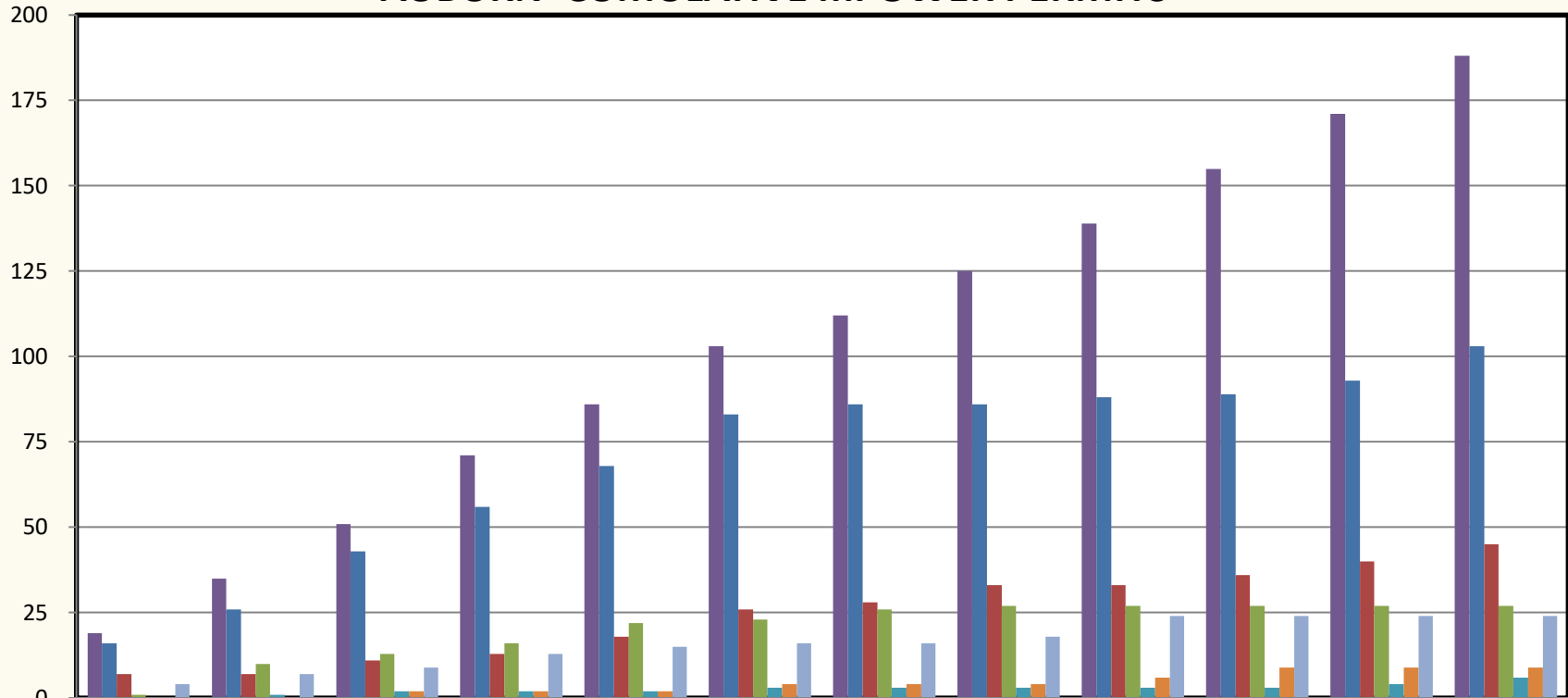
	JUL	AUG	SEP	OCT	NOV	DEC	JAN	FEB	MAR	APR	MAY	JUN
■ 14-15	1	0	1	0	0	1	0	1	0	1	1	1
■ 15-16	0	0	0	2	0	1	0	1	0	0	1	1
■ 16-17	2	3	1	0	0	0	0	0	0	0	0	0
■ 17-18	1	0	1	3	1	3	0	2	0	0	2	1
■ 18-19	0	2	2	3	6	0	0	0	0	0	2	0
■ 19-20	4	3	2	5	1	0	0	1	0	0	0	0
■ 20-21	2	4	1	2	1	0	11	0	0	0	3	4

PLACER COUNTY BUILDING DEPARTMENT TAHOE - CUMULATIVE NUMBER OF RESIDENTIAL SOLAR PERMITS



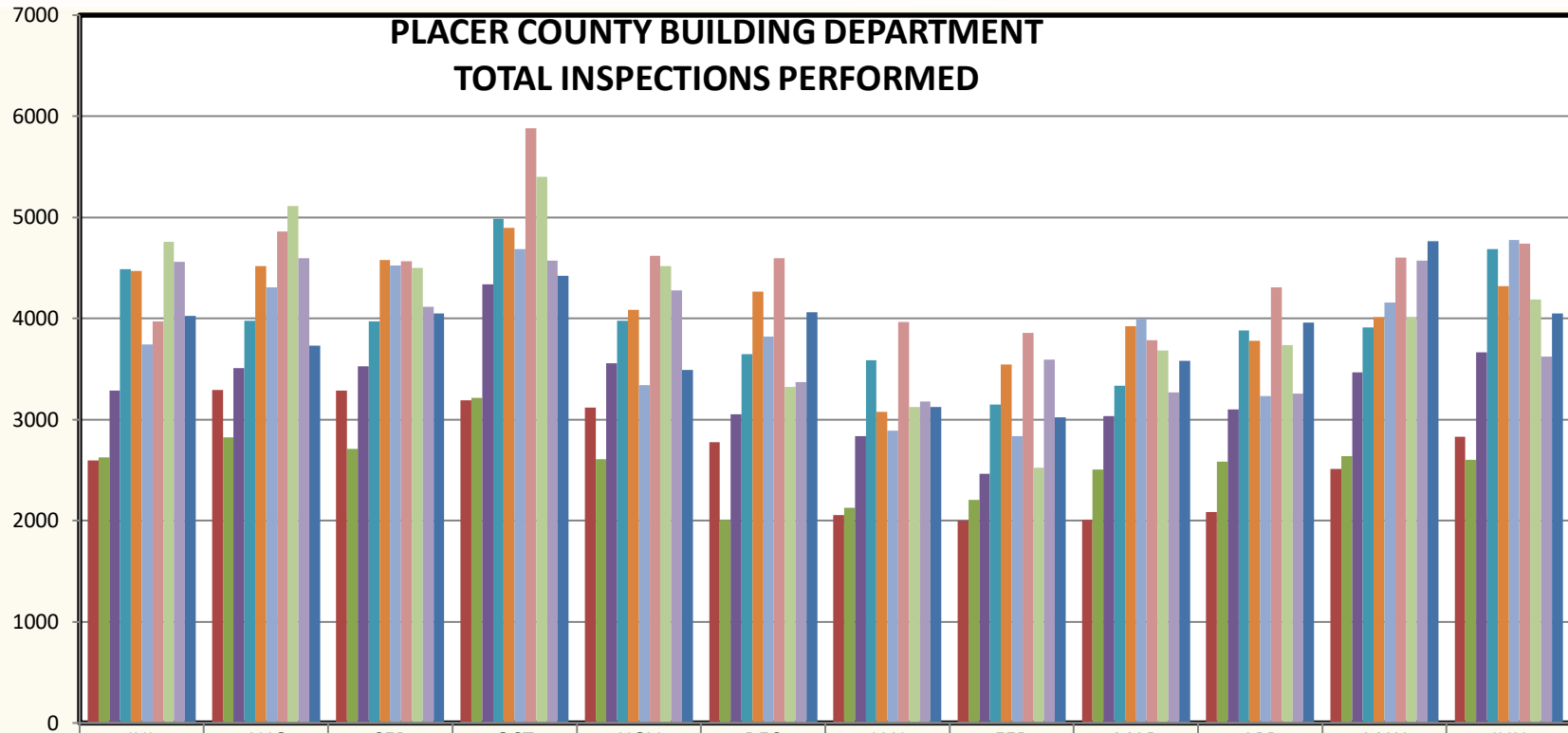
	JUL	AUG	SEP	OCT	NOV	DEC	JAN	FEB	MAR	APR	MAY	JUN
14-15	1	1	2	2	2	3	3	4	4	5	6	7
15-16	0	0	0	2	2	3	3	4	4	4	5	6
16-17	2	5	6	6	6	6	6	6	6	6	6	6
17-18	1	1	2	5	6	9	9	11	11	11	13	14
18-19	0	2	4	7	13	13	13	13	13	13	15	15
19-20	4	7	9	14	15	15	15	16	16	16	16	16
20-21	2	6	7	9	10	10	21	21	21	21	24	28

PLACER COUNTY BUILDING DEPARTMENT AUBURN CUMULATIVE mPOWER PERMITS



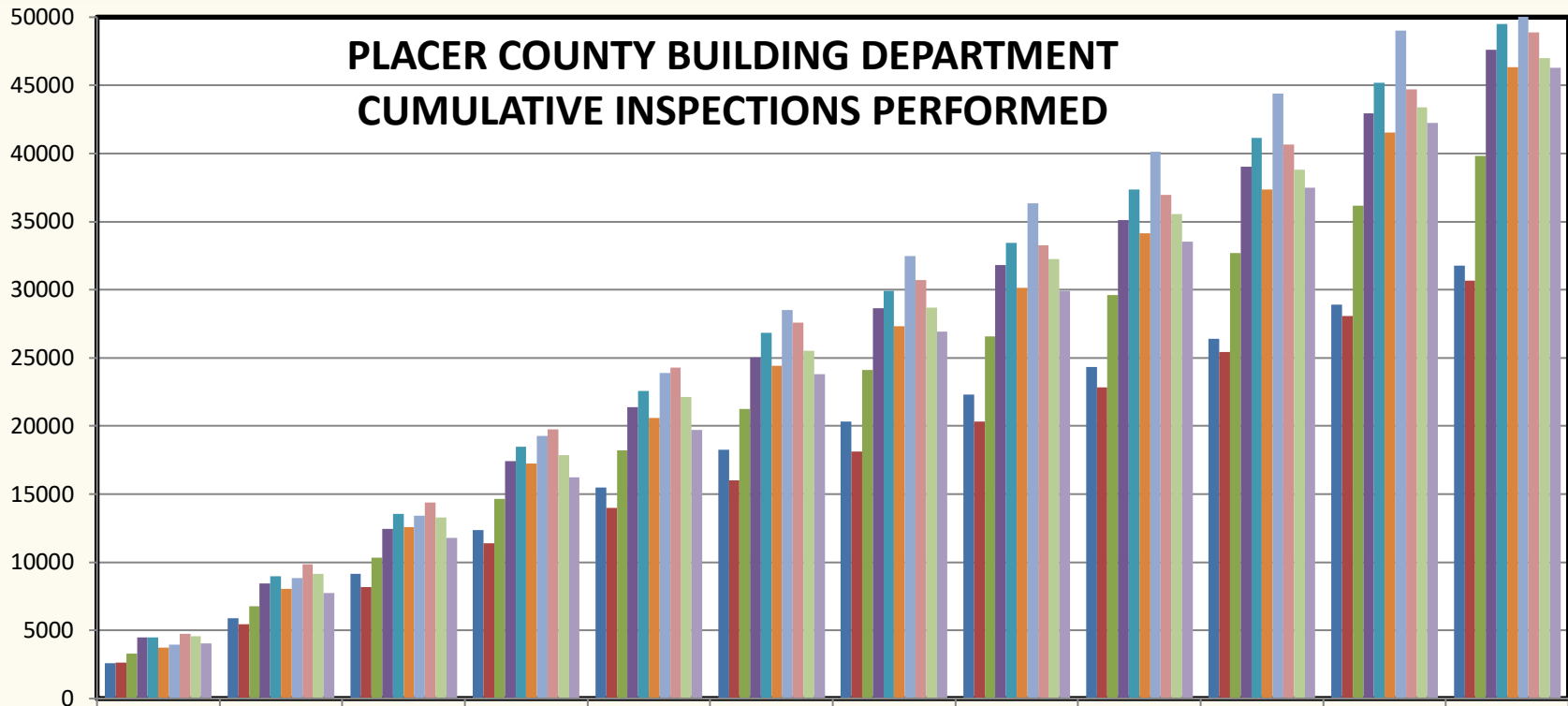
	JUL	AUG	SEP	OCT	NOV	DEC	JAN	FEB	MAR	APR	MAY	JUN
■ 14-15	19	35	51	71	86	103	112	125	139	155	171	188
■ 15-16	16	26	43	56	68	83	86	86	88	89	93	103
■ 16-17	7	7	11	13	18	26	28	33	33	36	40	45
■ 17-18	1	10	13	16	22	23	26	27	27	27	27	27
■ 18-19	0	1	2	2	2	3	3	3	3	3	4	6
■ 19-20	0	0	2	2	2	4	4	4	6	9	9	9
■ 20-21	4	7	9	13	15	16	16	18	24	24	24	24

PLACER COUNTY BUILDING DEPARTMENT TOTAL INSPECTIONS PERFORMED



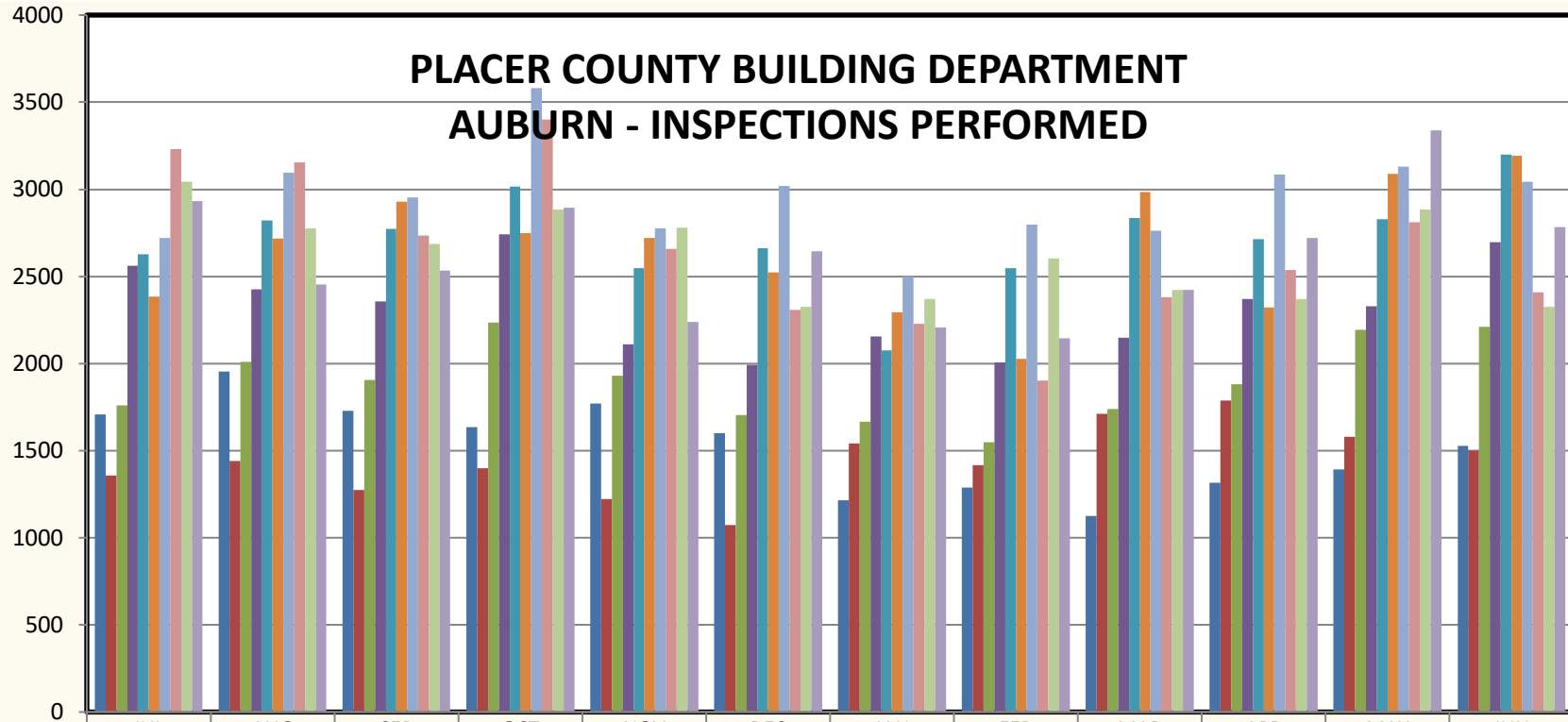
	JUL	AUG	SEP	OCT	NOV	DEC	JAN	FEB	MAR	APR	MAY	JUN
■ 11/12	2595	3291	3288	3193	3116	2778	2054	1999	2008	2089	2511	2832
■ 12/13	2628	2826	2711	3215	2610	2009	2127	2208	2504	2587	2641	2602
■ 13/14	3286	3509	3526	4341	3556	3053	2836	2466	3034	3098	3466	3664
■ 14/15	4491	3977	3971	4987	3979	3646	3590	3149	3337	3884	3911	4689
■ 15/16	4472	4516	4581	4899	4086	4268	3078	3546	3926	3782	4016	4321
■ 16/17	3741	4307	4525	4687	3340	3821	2890	2834	3998	3233	4160	4777
■ 17/18	3972	4861	4568	5880	4622	4599	3963	3858	3783	4310	4602	4742
■ 18/19	4759	5110	4499	5398	4516	3321	3125	2526	3683	3737	4012	4190
■ 19/20	4559	4599	4116	4571	4280	3373	3179	3596	3268	3257	4571	3623
■ 20/21	4027	3734	4050	4423	3494	4061	3122	3024	3581	3960	4763	4049

PLACER COUNTY BUILDING DEPARTMENT CUMULATIVE INSPECTIONS PERFORMED



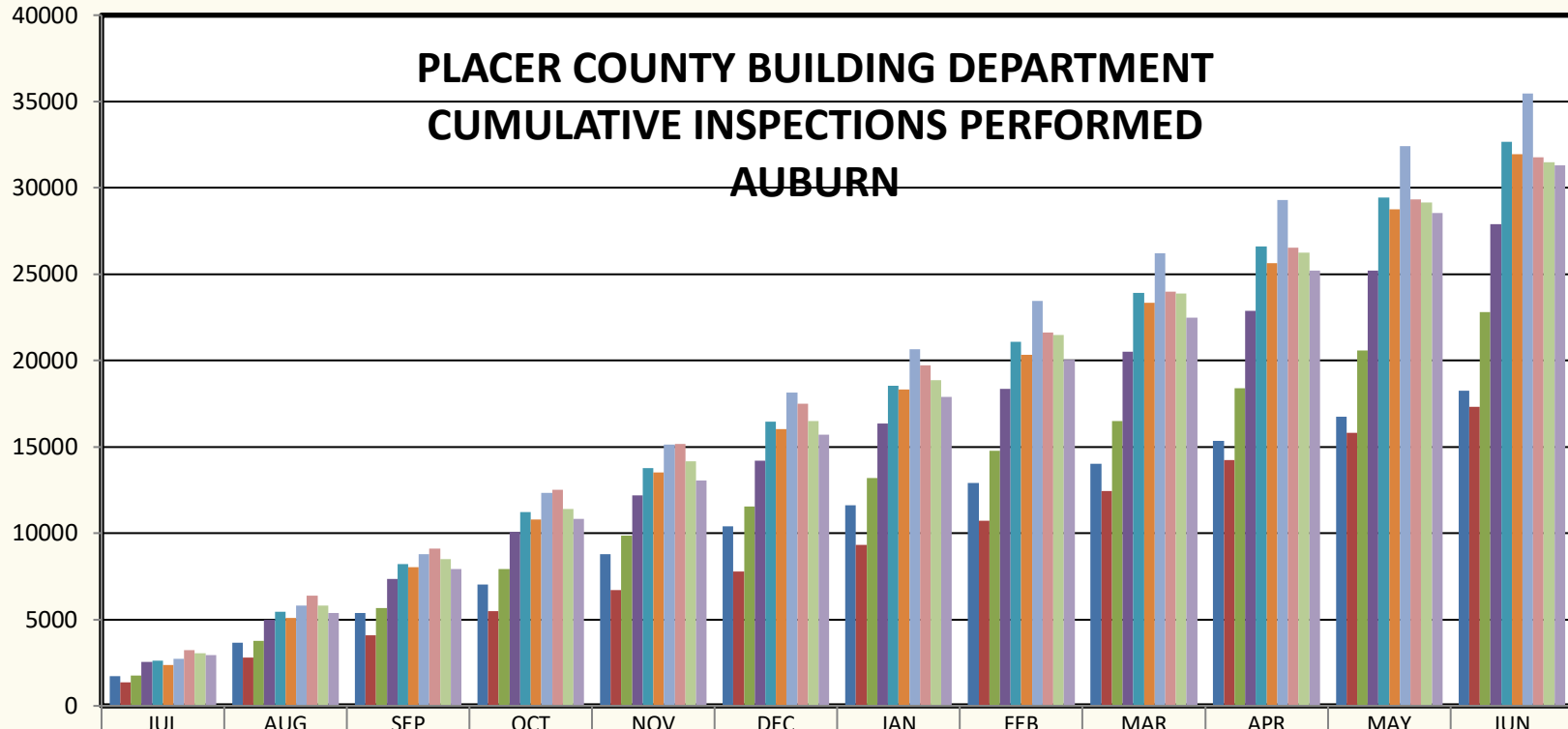
	JUL	AUG	SEP	OCT	NOV	DEC	JAN	FEB	MAR	APR	MAY	JUN
■ 11/12	2595	5886	9174	12367	15483	18261	20315	22314	24322	26411	28922	31754
■ 12/13	2628	5454	8165	11380	13990	15999	18126	20334	22838	25425	28066	30668
■ 13/14	3286	6795	10321	14662	18218	21271	24107	26573	29607	32705	36171	39835
■ 14/15	4491	8468	12439	17426	21405	25051	28641	31790	35127	39011	42922	47611
■ 15/16	4472	8988	13569	18468	22554	26822	29900	33446	37372	41154	45170	49491
■ 16/17	3741	8048	12573	17260	20600	24421	27311	30145	34143	37376	41536	46313
■ 17/18	3972	8833	13401	19281	23903	28502	32465	36323	40106	44416	49018	53760
■ 18/19	4759	9869	14368	19766	24282	27603	30728	33254	36937	40674	44686	48876
■ 19/20	4559	9158	13274	17845	22125	25498	28677	32273	35541	38798	43369	46992
■ 20/21	4027	7761	11811	16234	19728	23789	26911	29935	33516	37476	42239	46288

PLACER COUNTY BUILDING DEPARTMENT AUBURN - INSPECTIONS PERFORMED



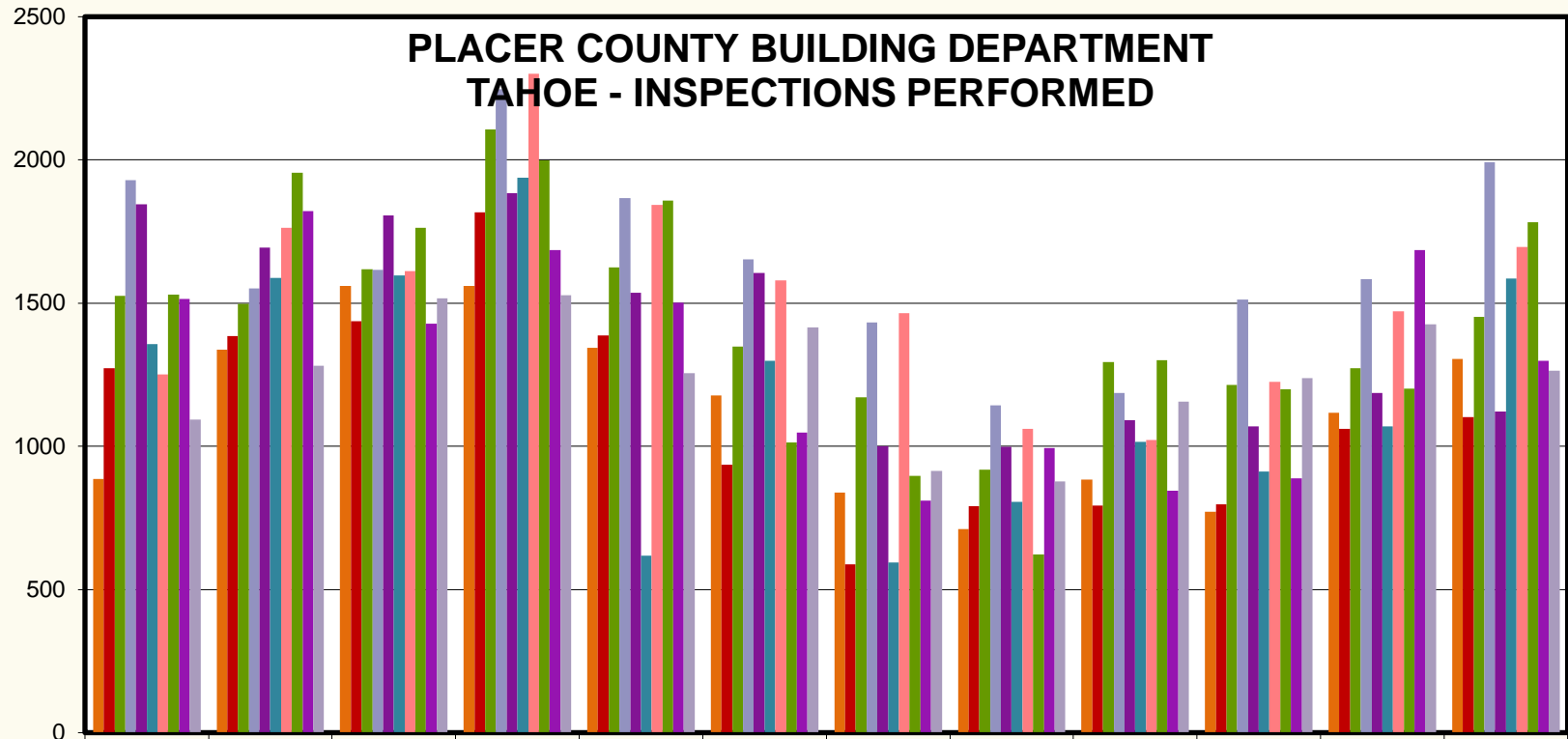
	JUL	AUG	SEP	OCT	NOV	DEC	JAN	FEB	MAR	APR	MAY	JUN
11/12	1709	1954	1729	1634	1771	1601	1215	1289	1124	1317	1393	1527
12/13	1356	1441	1275	1399	1222	1074	1540	1417	1711	1789	1579	1499
13/14	1760	2011	1907	2235	1931	1704	1665	1548	1739	1883	2194	2212
14/15	2561	2426	2355	2741	2112	1994	2157	2006	2150	2371	2328	2698
15/16	2626	2823	2774	3015	2549	2663	2077	2548	2835	2713	2830	3200
16/17	2385	2719	2928	2749	2722	2522	2295	2027	2983	2322	3090	3192
17/18	2721	3097	2954	3580	2778	3019	2498	2797	2761	3085	3131	3045
18/19	3230	3154	2736	3400	2657	2307	2229	1903	2382	2538	2811	2407
19/20	3044	2778	2687	2885	2779	2326	2369	2603	2424	2369	2885	2324
20/21	2933	2453	2534	2894	2239	2645	2208	2146	2424	2721	3338	2784

PLACER COUNTY BUILDING DEPARTMENT CUMULATIVE INSPECTIONS PERFORMED AUBURN



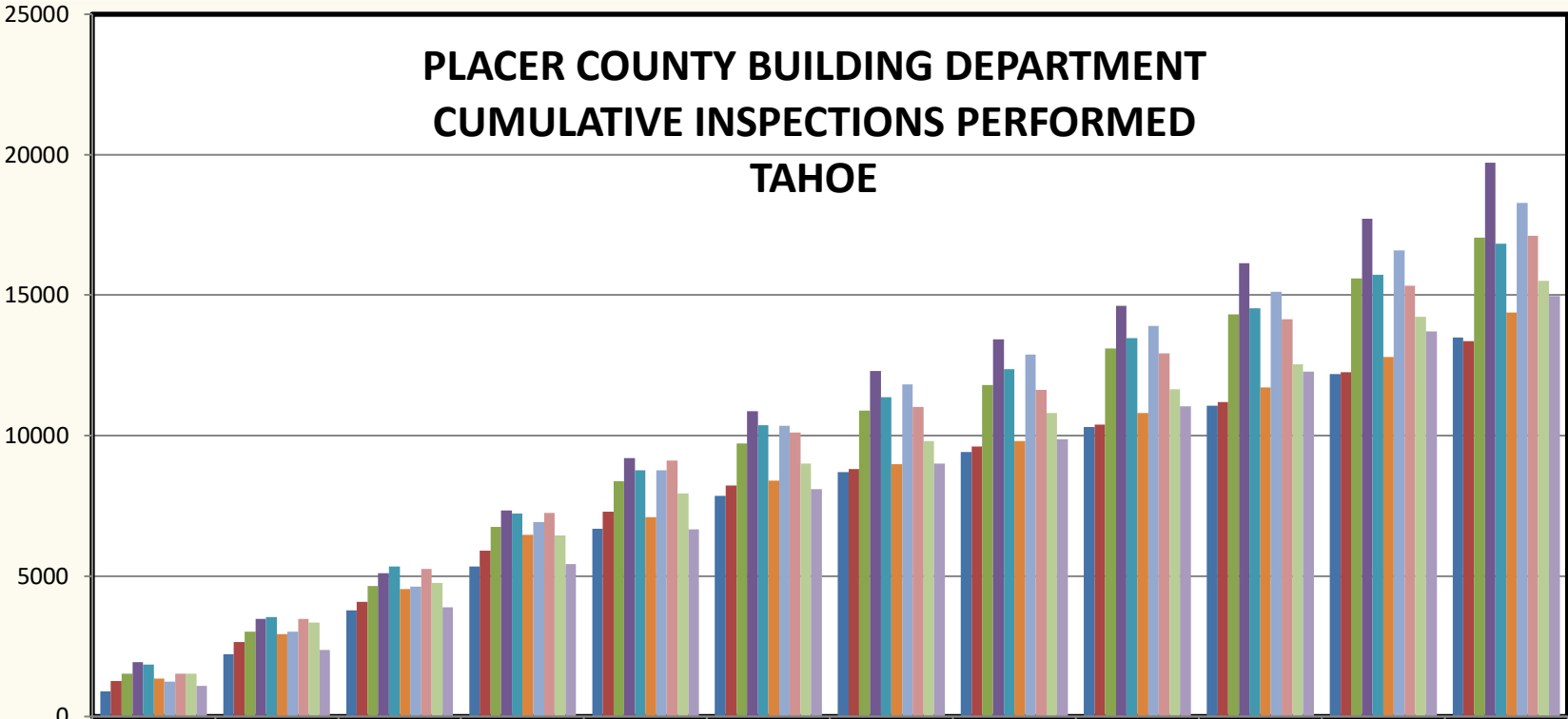
	JUL	AUG	SEP	OCT	NOV	DEC	JAN	FEB	MAR	APR	MAY	JUN
■ 11/12	1709	3663	5392	7026	8797	10398	11613	12902	14026	15343	16736	18263
■ 12/13	1356	2797	4072	5471	6693	7767	9307	10724	12435	14224	15803	17302
■ 13/14	1760	3771	5678	7913	9844	11548	13213	14761	16500	18383	20577	22789
■ 14/15	2561	4987	7342	10083	12195	14189	16346	18352	20502	22873	25201	27899
■ 15/16	2626	5449	8223	11238	13787	16450	18527	21075	23910	26623	29453	32653
■ 16/17	2385	5104	8032	10781	13503	16025	18320	20347	23330	25652	28742	31934
■ 17/18	2721	5818	8772	12352	15130	18149	20647	23444	26205	29290	32421	35466
■ 18/19	3230	6384	9120	12520	15177	17484	19713	21616	23998	26536	29347	31754
■ 19/20	3044	5822	8509	11394	14173	16499	18868	21471	23895	26264	29149	31473
■ 20/21	2933	5386	7920	10814	13053	15698	17906	20052	22476	25197	28535	31319

PLACER COUNTY BUILDING DEPARTMENT TAHOE - INSPECTIONS PERFORMED



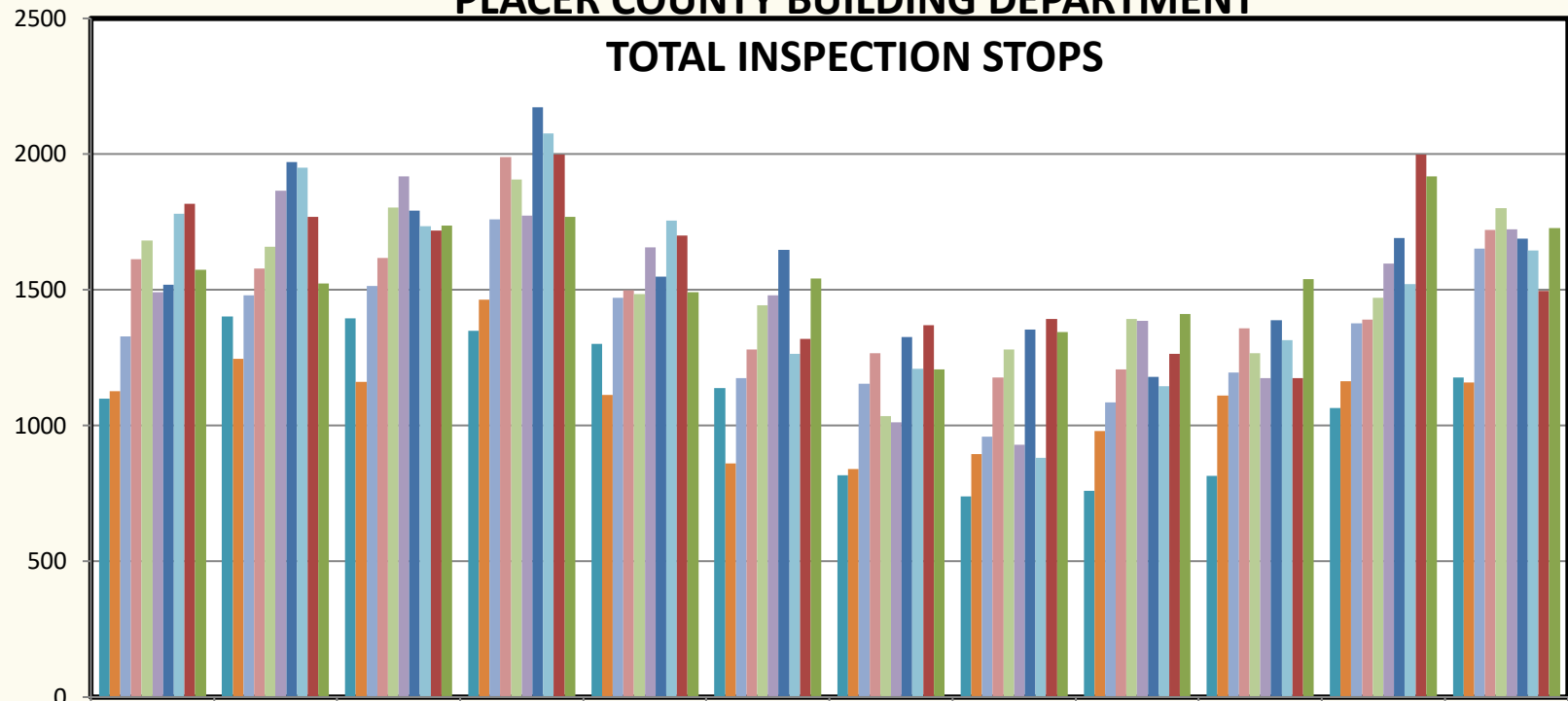
	JUL	AUG	SEP	OCT	NOV	DEC	JAN	FEB	MAR	APR	MAY	JUN
11/12	886	1337	1559	1559	1345	1177	839	710	884	772	1118	1305
12/13	1272	1385	1436	1816	1388	935	587	791	793	798	1062	1103
13/14	1526	1498	1619	2106	1625	1349	1171	918	1295	1215	1272	1452
14/15	1930	1551	1616	2246	1867	1652	1433	1143	1187	1513	1583	1991
15/16	1846	1693	1807	1884	1537	1605	1001	998	1091	1069	1186	1121
16/17	1356	1588	1597	1938	618	1299	595	807	1015	911	1070	1585
17/18	1251	1764	1611	2300	1844	1580	1465	1061	1022	1225	1471	1697
18/19	1529	1956	1763	1998	1859	1014	896	623	1301	1199	1201	1783
19/20	1515	1821	1429	1686	1501	1047	810	993	844	888	1686	1299
20/21	1094	1281	1516	1527	1255	1416	914	878	1157	1239	1425	1265

PLACER COUNTY BUILDING DEPARTMENT CUMULATIVE INSPECTIONS PERFORMED TAHOE



	JUL	AUG	SEP	OCT	NOV	DEC	JAN	FEB	MAR	APR	MAY	JUN
■ 11/12	886	2223	3782	5341	6686	7863	8702	9412	10296	11068	12186	13491
■ 12/13	1272	2657	4093	5909	7297	8232	8819	9610	10403	11201	12263	13366
■ 13/14	1526	3024	4643	6749	8374	9723	10894	11812	13107	14322	15594	17046
■ 14/15	1930	3481	5097	7343	9210	10862	12295	13438	14625	16138	17721	19712
■ 15/16	1846	3539	5346	7230	8767	10372	11373	12371	13462	14531	15717	16838
■ 16/17	1356	2944	4541	6479	7097	8396	8991	9798	10813	11724	12794	14379
■ 17/18	1251	3015	4626	6926	8770	10350	11815	12876	13898	15123	16594	18291
■ 18/19	1529	3485	5248	7246	9105	10119	11015	11638	12939	14138	15339	17122
■ 19/20	1515	3336	4765	6451	7952	8999	9809	10802	11646	12534	14220	15519
■ 20/21	1094	2375	3891	5418	6673	8089	9003	9881	11038	12277	13702	14967

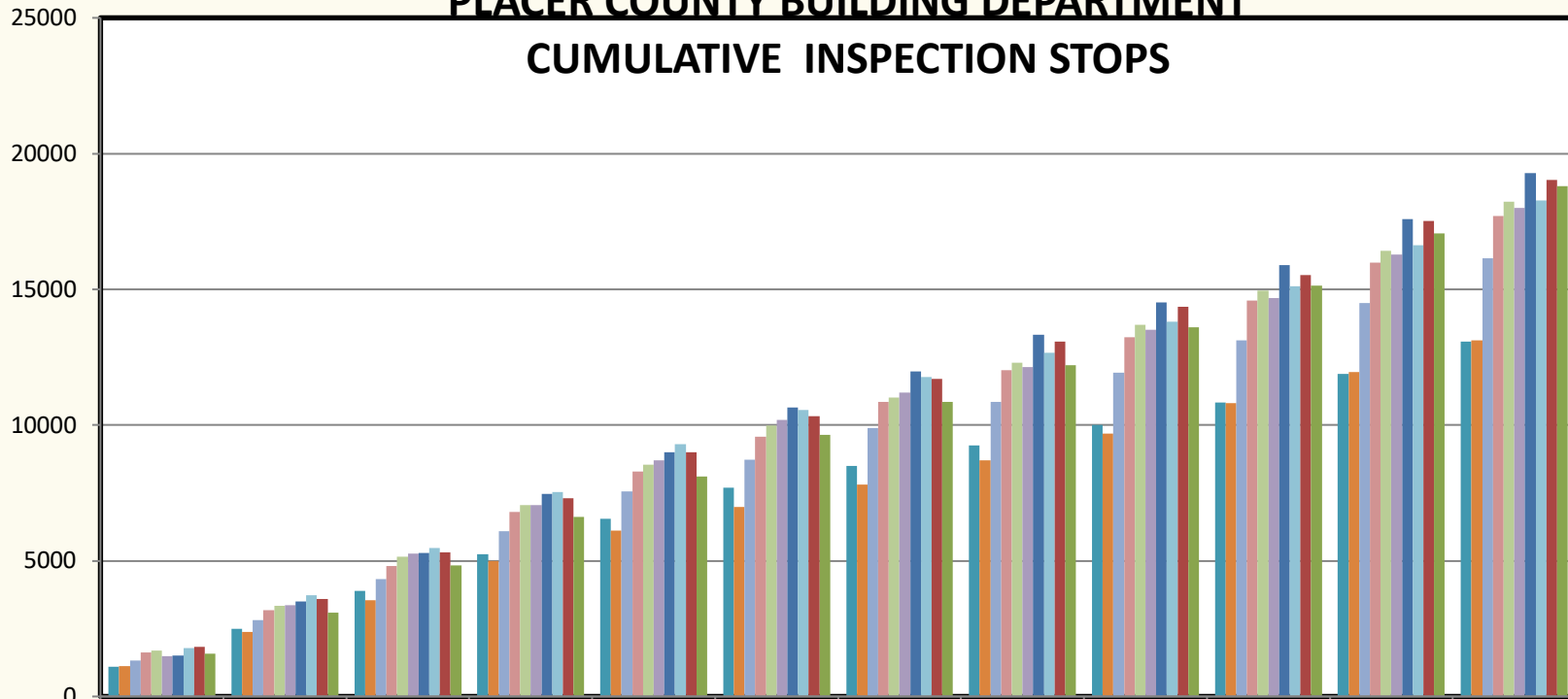
PLACER COUNTY BUILDING DEPARTMENT TOTAL INSPECTION STOPS



	JUL	AUG	SEP	OCT	NOV	DEC	JAN	FEB	MAR	APR	MAY	JUN
11/12	1099	1402	1396	1350	1301	1138	818	740	761	816	1066	1177
12/13	1126	1247	1162	1464	1112	860	840	896	980	1110	1163	1160
13/14	1329	1481	1514	1760	1471	1175	1154	959	1086	1196	1377	1652
14/15	1612	1579	1617	1989	1498	1280	1266	1178	1206	1359	1390	1720
15/16	1681	1659	1804	1907	1484	1443	1036	1281	1393	1267	1471	1801
16/17	1491	1865	1918	1773	1657	1481	1012	929	1385	1175	1596	1723
17/18	1519	1971	1792	2173	1550	1647	1327	1354	1179	1389	1691	1688
18/19	1780	1951	1735	2076	1756	1264	1210	881	1145	1315	1522	1645
19/20	1818	1769	1718	1998	1700	1319	1369	1394	1265	1175	1998	1497
20/21	1575	1524	1737	1770	1492	1542	1208	1345	1412	1540	1918	1728

Revised to include all Stops from 14/15 through present.

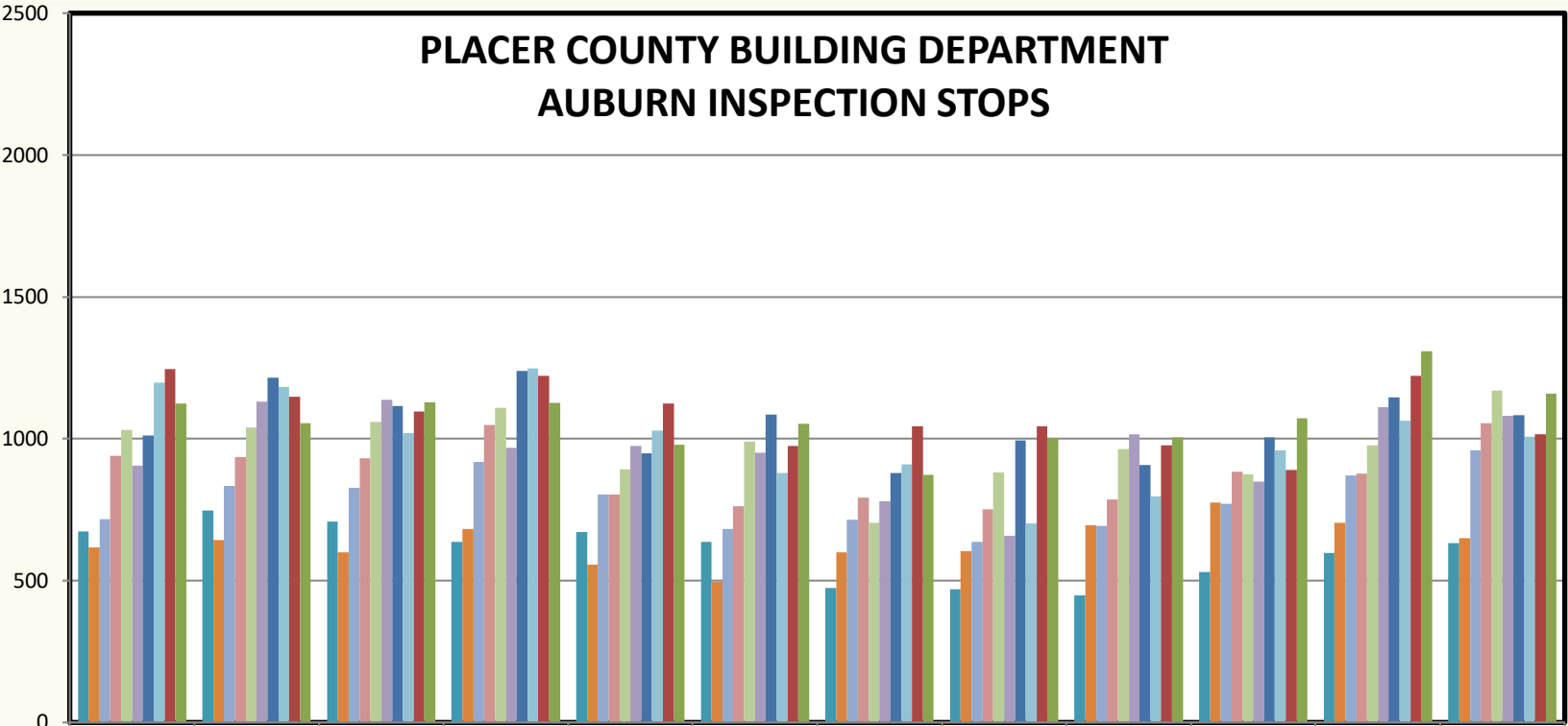
PLACER COUNTY BUILDING DEPARTMENT CUMULATIVE INSPECTION STOPS



	JUL	AUG	SEP	OCT	NOV	DEC	JAN	FEB	MAR	APR	MAY	JUN
11/12	1099	2501	3897	5247	6548	7686	8504	9244	10005	10821	11887	13064
12/13	1126	2373	3535	4999	6111	6971	7811	8707	9687	10797	11960	13120
13/14	1329	2810	4324	6084	7555	8730	9884	10843	11929	13125	14502	16154
14/15	1612	3191	4808	6797	8295	9575	10841	12019	13225	14584	15974	17694
15/16	1681	3340	5144	7051	8535	9978	11014	12295	13688	14955	16426	18227
16/17	1491	3356	5274	7047	8704	10185	11197	12126	13511	14686	16282	18005
17/18	1519	3490	5282	7455	9005	10652	11979	13333	14512	15901	17592	19280
18/19	1780	3731	5466	7542	9298	10562	11772	12653	13798	15113	16635	18280
19/20	1818	3587	5305	7303	9003	10322	11691	13085	14350	15525	17523	19020
20/21	1575	3099	4836	6606	8098	9640	10848	12193	13605	15145	17063	18791

Revised to include all Stops from 14/15 through present.

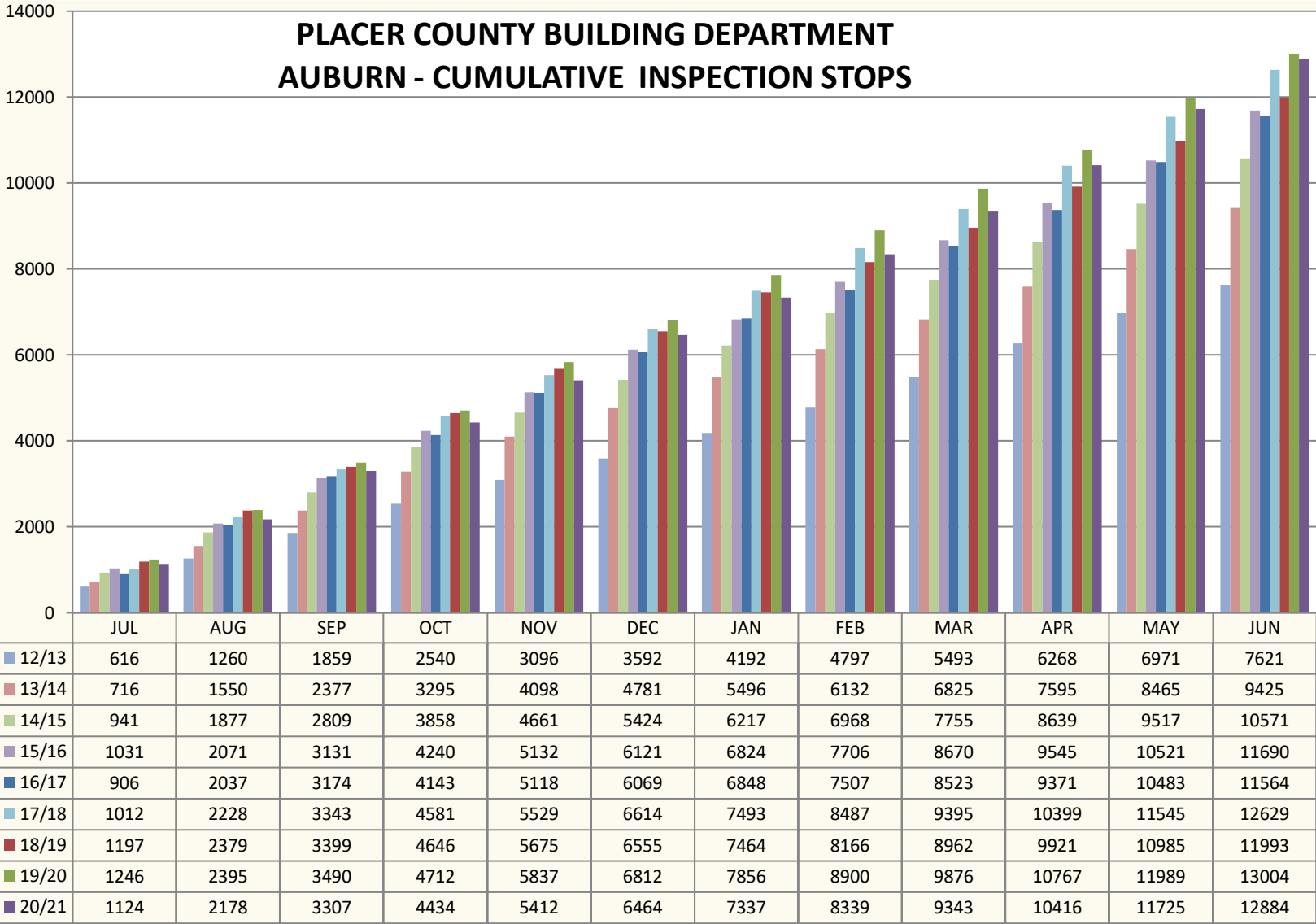
PLACER COUNTY BUILDING DEPARTMENT AUBURN INSPECTION STOPS



	JUL	AUG	SEP	OCT	NOV	DEC	JAN	FEB	MAR	APR	MAY	JUN
11/12	674	747	709	637	672	636	474	470	448	531	598	632
12/13	616	644	599	681	556	496	600	605	696	775	703	650
13/14	716	834	827	918	803	683	715	636	693	770	870	960
14/15	941	936	932	1049	803	763	793	751	787	884	878	1054
15/16	1031	1040	1060	1109	892	989	703	882	964	875	976	1169
16/17	906	1131	1137	969	975	951	779	659	1016	848	1112	1081
17/18	1012	1216	1115	1238	948	1085	879	994	908	1004	1146	1084
18/19	1197	1182	1020	1247	1029	880	909	702	796	959	1064	1008
19/20	1246	1149	1095	1222	1125	975	1044	1044	976	891	1222	1015
20/21	1124	1054	1129	1127	978	1052	873	1002	1004	1073	1309	1159

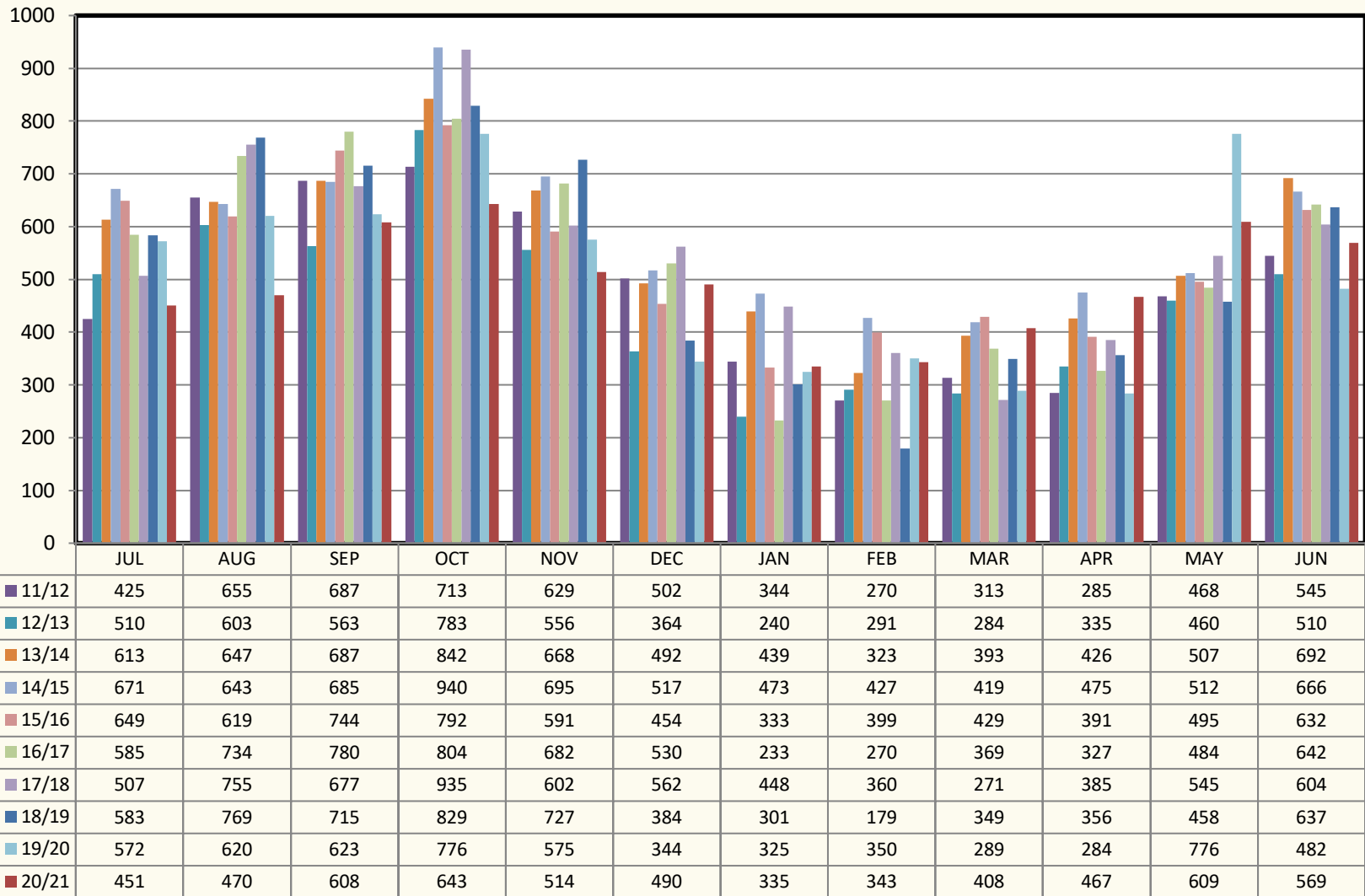
Revised to include all Stops from 14/15 through present.

PLACER COUNTY BUILDING DEPARTMENT AUBURN - CUMULATIVE INSPECTION STOPS



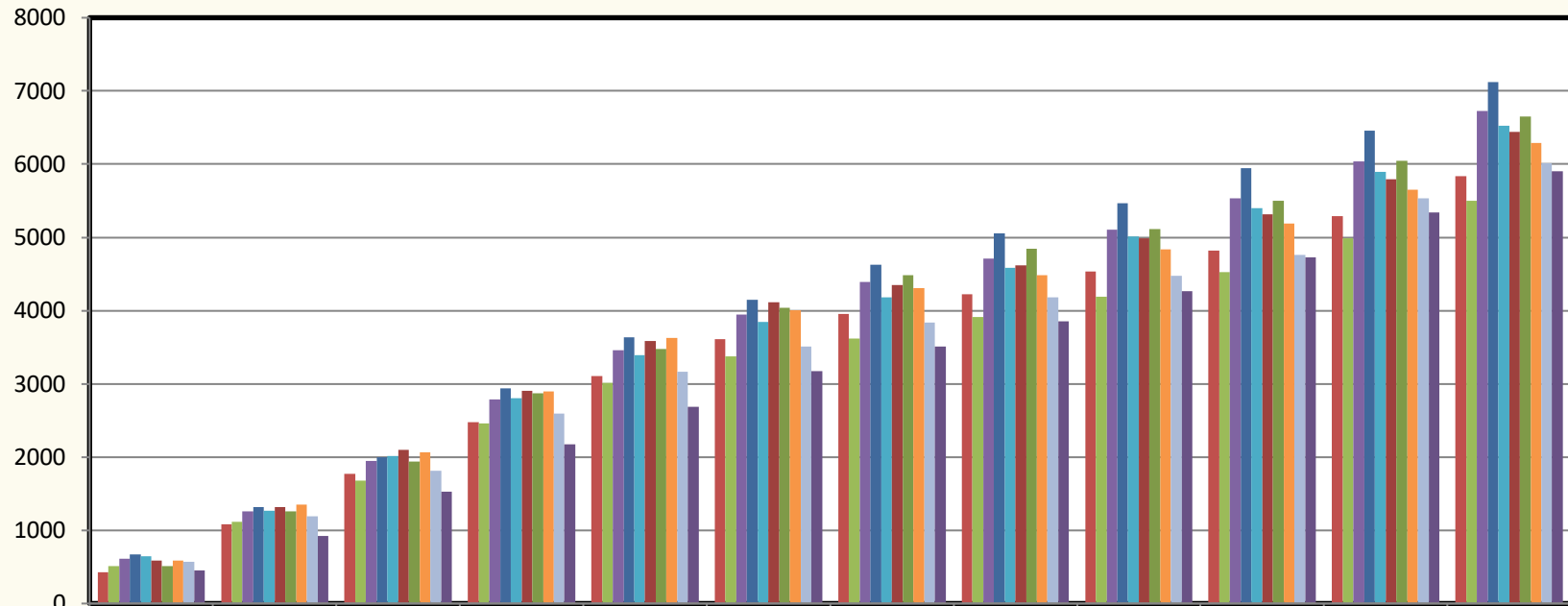
Revised to include all Stops from 14/15 through present.

PLACER COUNTY BUILDING DEPARTMENT TAHOE INSPECTION STOPS



Revised to include all Stops from 14/15 through present.

PLACER COUNTY BUILDING DEPARTMENT TAHOE CUMULATIVE INSPECTION STOPS



	JUL	AUG	SEP	OCT	NOV	DEC	JAN	FEB	MAR	APR	MAY	JUN
■ 11/12	425	1080	1767	2480	3109	3611	3955	4225	4538	4823	5291	5836
■ 12/13	510	1113	1676	2459	3015	3379	3619	3910	4194	4529	4989	5499
■ 13/14	613	1260	1947	2789	3457	3949	4388	4711	5104	5530	6037	6729
■ 14/15	671	1314	1999	2939	3634	4151	4624	5051	5470	5945	6457	7123
■ 15/16	649	1268	2012	2804	3395	3849	4182	4581	5010	5401	5896	6528
■ 16/17	585	1319	2099	2903	3585	4115	4348	4618	4987	5314	5798	6440
■ 17/18	507	1262	1939	2874	3476	4038	4486	4846	5117	5502	6047	6651
■ 18/19	583	1352	2067	2896	3623	4007	4308	4487	4836	5192	5650	6287
■ 19/20	572	1192	1815	2591	3166	3510	3835	4185	4474	4758	5534	6016
■ 20/21	451	921	1529	2172	2686	3176	3511	3854	4262	4729	5338	5907

Revised to include all Stops from 14/15 through present.

