

PERFORMANCE STANDARDS FOR CLEAN-UP AND REBUILDING AFTER A FIRE



Site Clean-up/Demo:

During activities ensure debris does not leave the property or enter a waterway or storm drainage system. Protective measures can include:

- ⇒ Filter Bags in the gutter to capture any dirty water that may leave the site. Any dirty water should be captured and filtered prior to leaving the site.
- ⇒ Daily sweeping of the street. Never wash debris/sediment into the street or gutter.
- ⇒ Apply dust control measures. Cover any hazardous waste or debris piles prior to any rainfall.

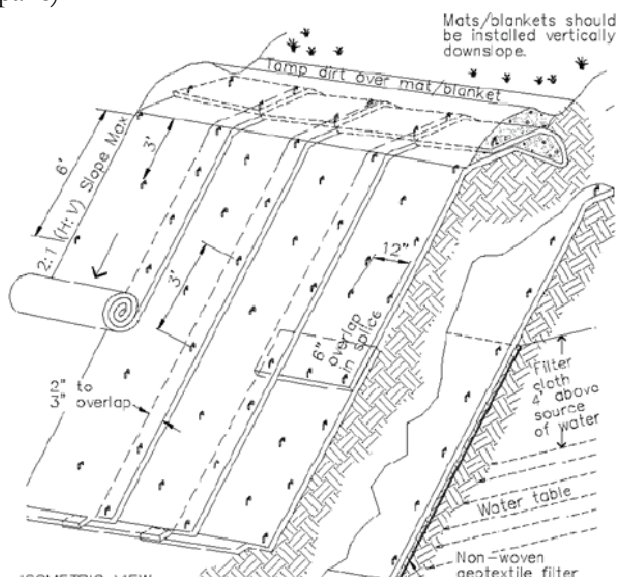
All bare soil areas need to be properly winterized to prevent erosion through the rainy season. Site stabilization can be obtained by:

- ⇒ Hydro seed the site to encourage revegetation.
- ⇒ Cover site with a 2-inch depth of mulch or straw to prevent erosion.
- ⇒ Use fiber rolls and/or erosion control blankets on slopes.
- ⇒ Use fiber rolls or other perimeter controls to contain any sediment on site.
- ⇒ Maintain site stabilization throughout the raining season (i.e. check on conditions after each storm to ensure no sediment losses and make changes or repairs).

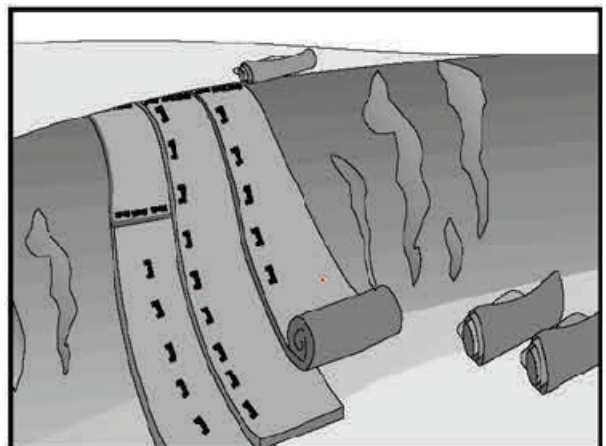
Rebuilding:

When rebuilding at your site the homeowner has the responsibility to ensure their contractor follows water quality protection requirements such as:

- ⇒ Stabilized construction access is installed and maintained and there is no mud, debris, or trash on the adjacent roads.
- ⇒ Erosion controls (mulching, blankets, etc.) and perimeter controls (wattles, silt fences, etc.) are on site, properly installed and maintained.
- ⇒ Construction materials are properly stored (covered when not in use, out of the right-of-way, secondary containment if needed, spoil disposed of properly, etc.).
- ⇒ Dust control measures are being effectively applied.
- ⇒ A cement/stucco washout containment area is provided and used.
- ⇒ Dumpsters are covered, cleaned-up and emptied regularly to keep the site trash free.
- ⇒ Portable toilets are out of the street and away from drainage paths, so that liquid cannot enter the storm drain system if they are knocked over.



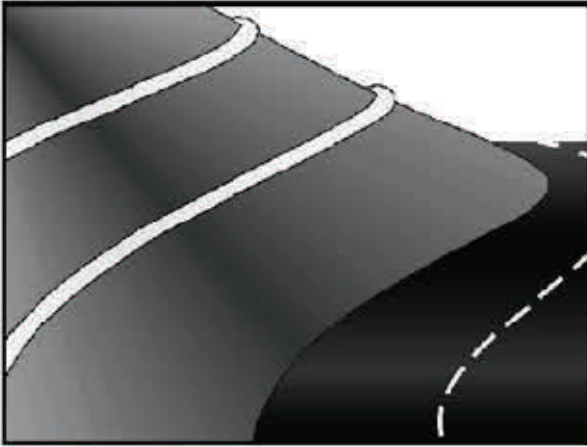
GEOTEXTILES AND MATS



Description and Purpose:

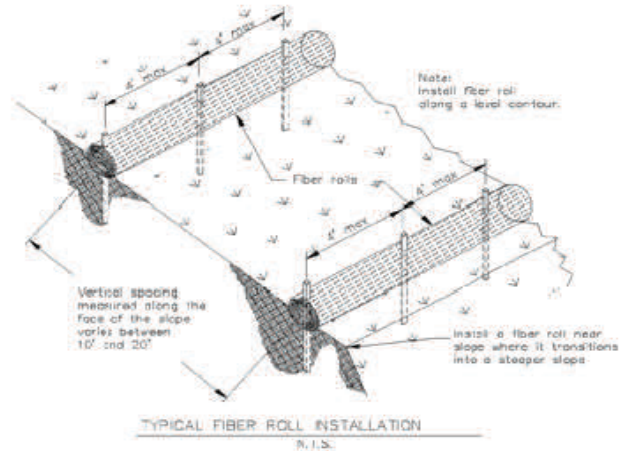
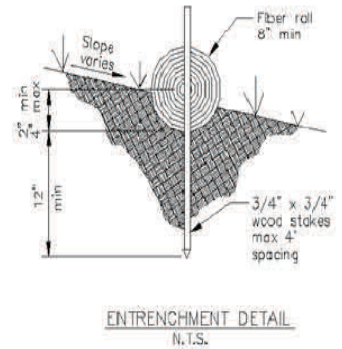
Mattings of natural materials are used to cover the soil surface to reduce erosion from rainfall impact, hold soil in place, and absorb and hold moisture near the soil surface. Additionally, matting may be used to stabilize soils until vegetation is established.

FIBER ROLLS



Description and Purpose:

A fiber roll consists of straw, flax, or other similar materials bound into a tight tubular roll. When fiber rolls are placed at the toe and on the face of slopes, they intercept runoff, reduce its flow velocity, release the runoff as sheet flow, and provide removal of sediment from the runoff. By interrupting the length of a slope, fiber rolls can also reduce erosion.



PLACER COUNTY FIRE SAFE ALLIANCE

Working to protect our communities and preserve our resources

Placer County Chipper Program:

If you have piles of tree trimmings, you have another alternative option to residential burning or making that dump run: Placer County provides a chipping service that is **FREE** and available to all residents.

You can have that pile of material chipped and left for you to use as mulch for your garden.

The goal of the program is to reduce fire hazard by converting large piles of flammable material into small piles of useable biodegradable material.

The **California Department of Forestry and Fire Protection (CDF)** manages the overall program with the help of your Fire District and the Fire Safe Alliance.

Chipper Program Requirements:

Chipping will only be done **along a road or driveway frontage** which will allow the crew to work from the road or driveway.

All material to be chipped must be placed **along the edge of the road or driveway** with the **cut ends pointing toward the access.**

All material chipped **will be blown back onto the property.**

To arrange for chipping service in Placer County:

Call (530) 889-0111 ext. 3

Leave a message with your name, location and phone number.

The chipper will arrive within a couple of weeks, as the schedule is determined by requests in each area of the county.

